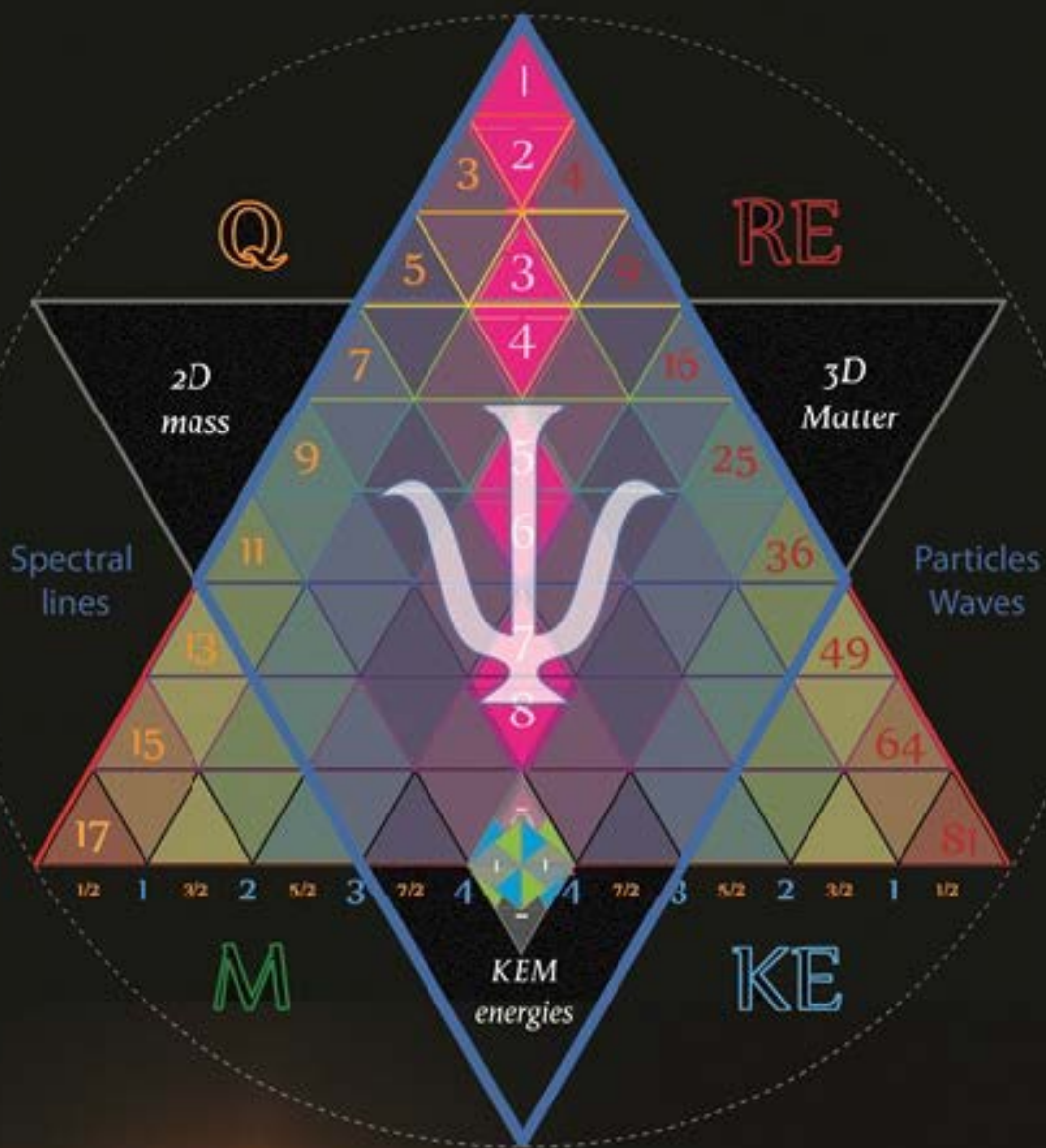


# TETRYONICS

The charged geometry of mass-ENERGY-Matter in motion



Foundational Quantum Electrodynamics

# Abraham

ISBN 978-0-987288-2-4

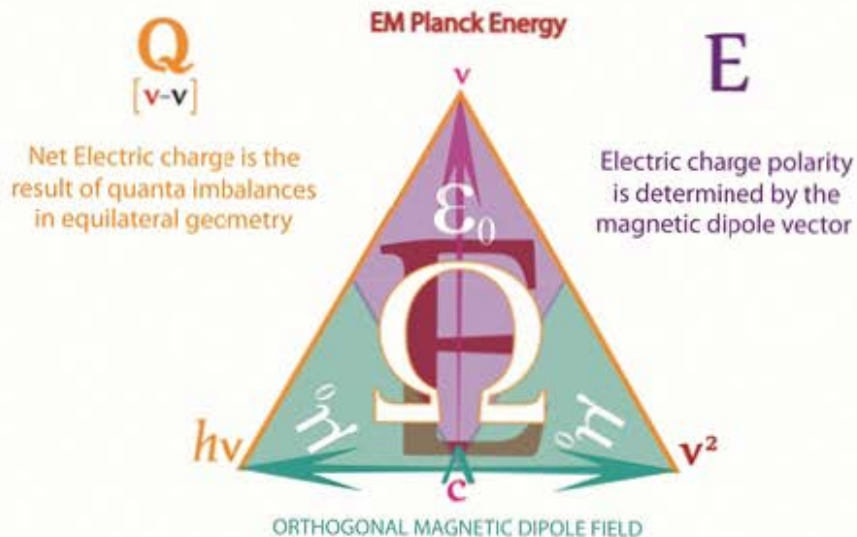
[Second Edition © 2012]

James Clerk Maxwell



(13 June 1831 – 5 November 1879)

Maxwell's equations describe how Electric and Magnetic fields are generated and altered by each other and by charges and currents.



# Maxwell's Equations

Maxwell's equations are a set of partial differential equations that, together with the Lorentz force law, form the foundation of classical electrodynamics, classical optics, and electric circuits.

$\oint \vec{E} \cdot d\vec{A} = \frac{q}{\epsilon_0}$   
Gauss's Law for Electricity

$\oint \vec{B} \cdot d\vec{A} = 0$   
Gauss's Law for Magnetism

$\oint \vec{E} \cdot d\vec{s} = -\frac{d\Phi_B}{dt}$   
Faraday's Law

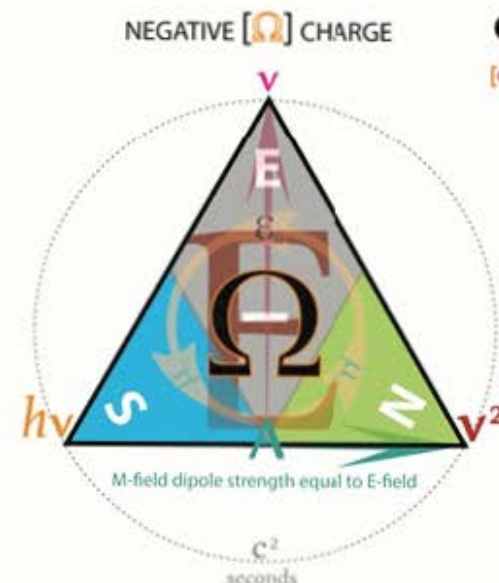
$\oint \vec{B} \cdot d\vec{s} = \mu_0 i + \frac{\mu_0 \epsilon_0 d\Phi_E}{dt}$   
Ampere's Law

- E = electric field
- A = area
- q = charge
- $\epsilon_0$  = permittivity of free space (a constant)
- B = magnetic field intensity
- s = path length
- $\Phi_B$  = magnetic flux
- $\Phi_E$  = electric flux
- t = time
- $\mu_0$  = permeability of free space (a constant)
- i = current electric charge
- $\mu_0 \epsilon_0 = 1/c^2$ , where c = speed of light

ElectroMagnetic fields in turn provide the foundation of our modern electrical and communications technologies.



- Q** **Gauss' Law of Electric Flux**  
Electric fields diverge from Electric charge, and produce the Coulomb force,
- N** **Gauss' Law of Zero Nett Magnetism**  
there are no isolated Magnetic poles, but the Henry force acts between the poles of a magnet,
- ε₀** **Faraday's Law of Inductance**  
Electric fields are produced by changing Magnetic fields,
- μ₀** **Ampere's Circuital Law**  
circulating Magnetic fields are produced by moving Electric fields and by electric currents.





# Gauss' Laws

- Gauss' Law of Electric Flux and
- Gauss' Law of Magnetic dipoles

The laws were formulated by Carl Friedrich Gauss in 1835, but was not published until 1867.

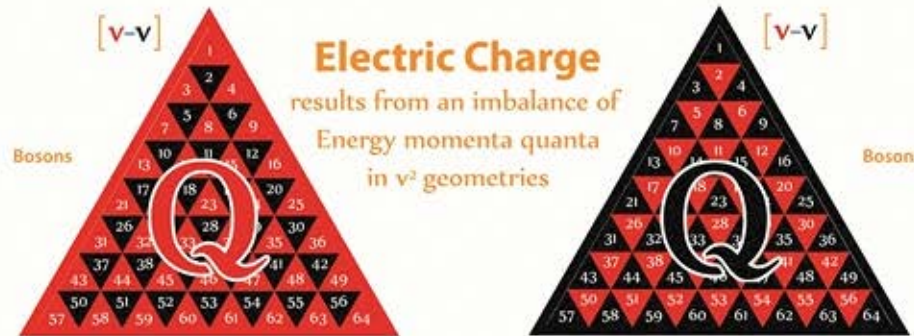
They form two of Maxwell's equations which are the basis of classical electrodynamics.

The other two being:

- Faraday's law of induction, and
- Ampère's law with Maxwell's correction.

Gauss's law can be used to derive Coulomb's law, and vice versa.

Equilateral triangles are the foundational charge geometry of EM mass-Energy and Matter



Carl Friedrich Gauss  
(30 April 1777 – 23 February 1855)

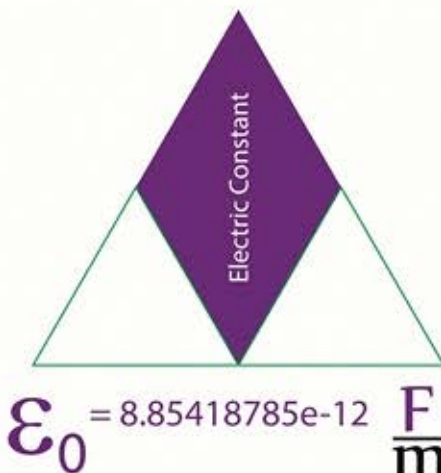
**Integral form**

$$\oint \vec{E} \cdot d\vec{A} = \frac{q}{\epsilon_0} = 4\pi kq$$

**Differential form**

$$\nabla \cdot E = \frac{\rho}{\epsilon_0} = 4\pi k\rho$$

**Electric fields are divergent from their source**



Although originally envisaged as a property applied to spherical geometries and usually illustrated with square sectional boundaries integrating a surface area

$$\Phi = EA = E4\pi r^2 = \frac{Q}{\epsilon_0}$$

Charge is shown to be the result of the symmetry of equilateral quantised angular momenta

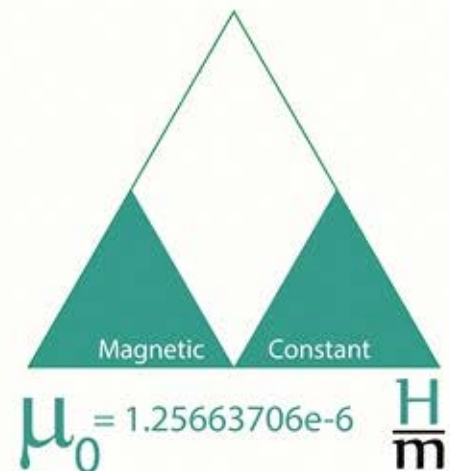
**Integral form**

$$\oint \vec{B} \cdot d\vec{A} = 0$$

**Differential form**

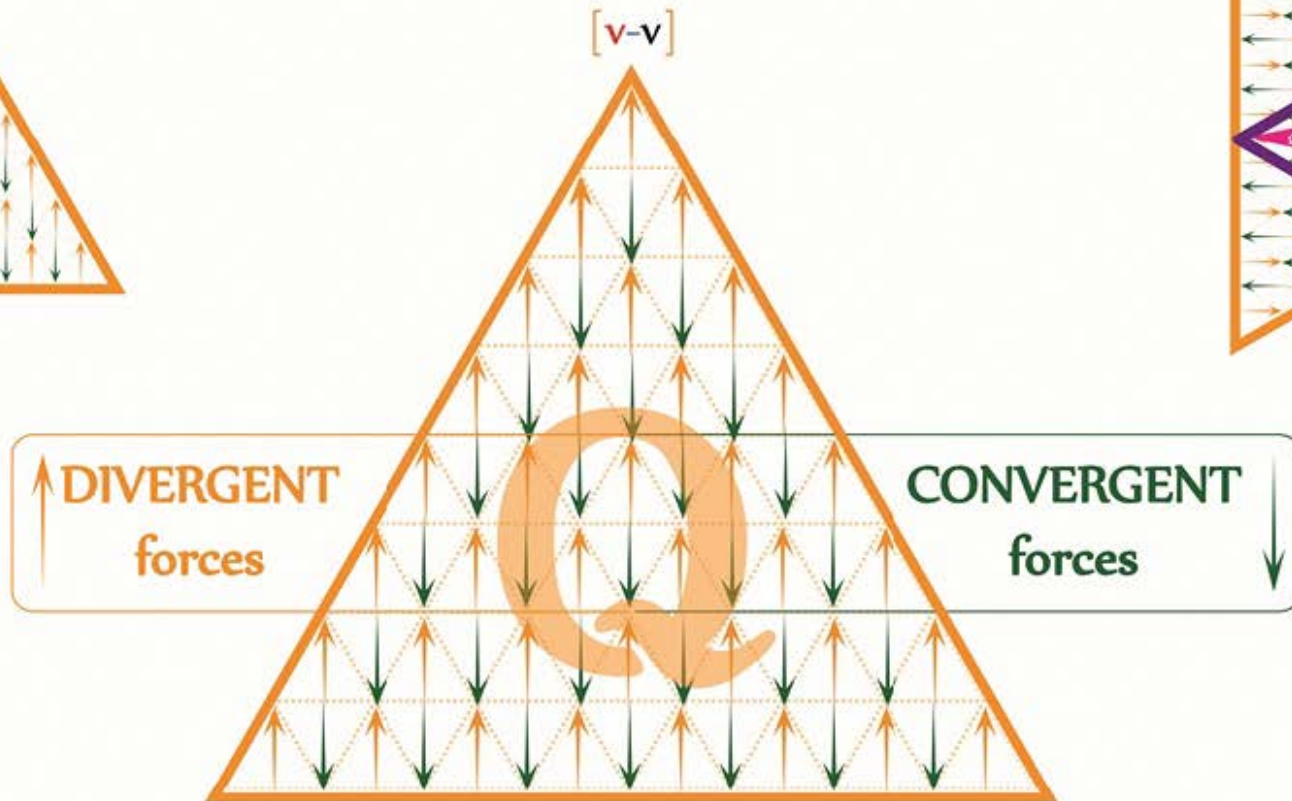
$$\nabla \cdot B = 0$$

**There are NO Magnetic Monopoles**



**The electric flux through any closed surface is proportional to the enclosed electric charge**

# The Divergent force of Charge



**Charged EM fields create a net DIVERGENT force as a result of their outward radiant energy momenta**

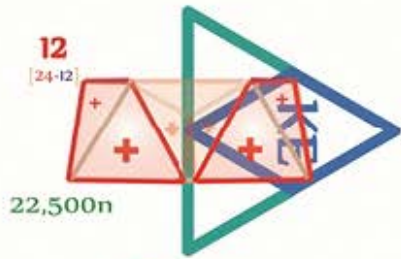
**but still possess CONVERGENT forces as a result of their inherent equilateral energy momentum symmetries**

Where these radiant charged fields diverge from their source and overlap their superpositional energy momenta create the forces of the Law of Interaction





# Coulomb's Law



**Proton**

$F$   $q_1$   $q_2$   $F$   
 Like charges repel  
 Unlike charges attract  
 $F = \frac{kq_1q_2}{r^2} = \frac{q_1q_2}{4\pi\epsilon_0 r^2}$  *Coulomb's Law*



**Electron**


The magnitude of the electrostatic force between two point electric charges is directly proportional to the product of the magnitudes of each of the charges and inversely proportional to the square of the distance between the two charges.



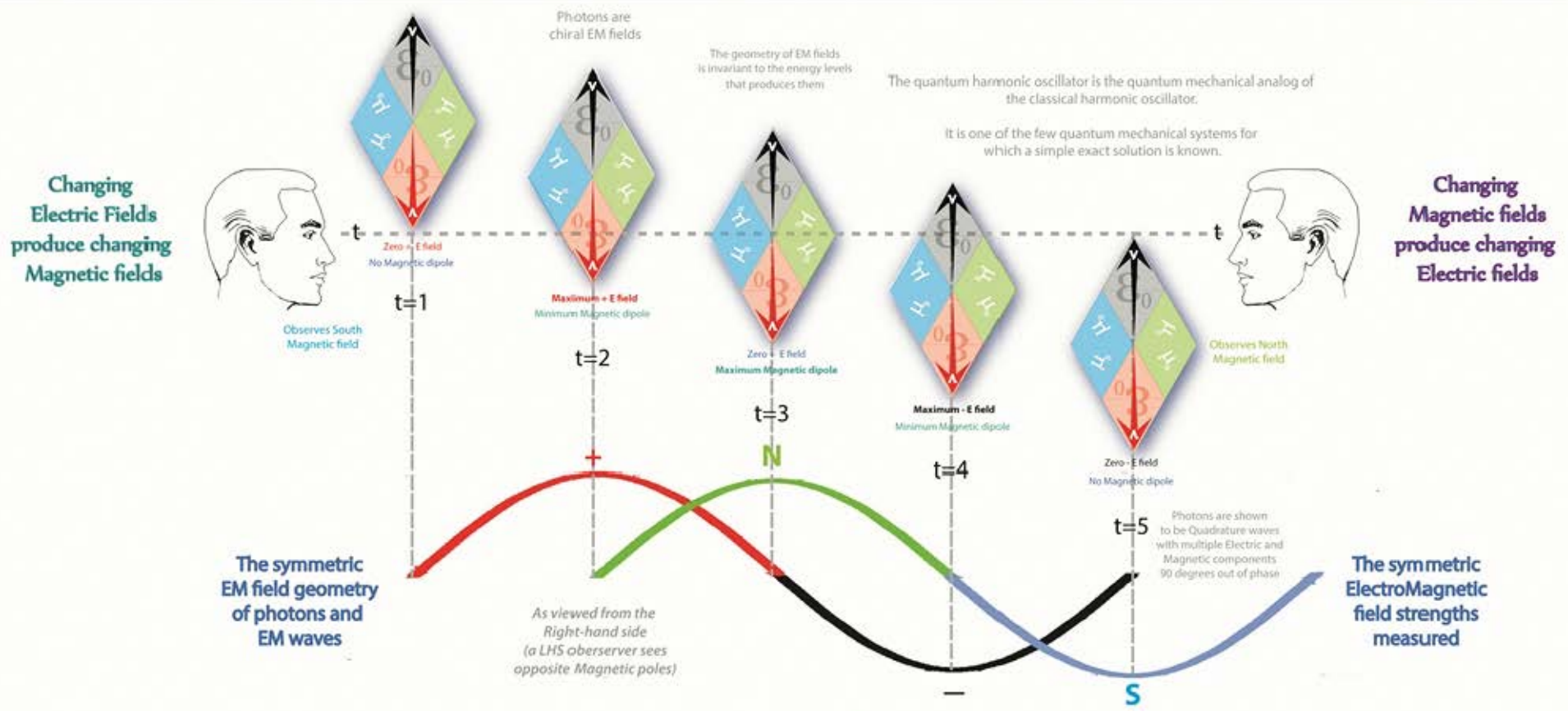
**opposing energy momenta directions**

**co-linear energy momenta directions**

**opposing energy momenta directions**



## The law of Interaction



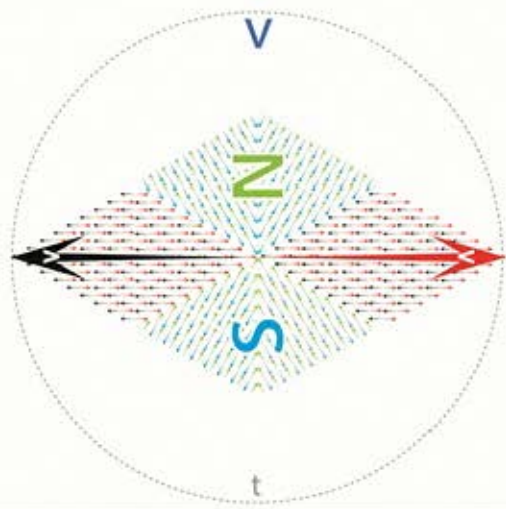
Michael Faraday



(22 September 1791 – 25 August 1867)

## EM field symmetry

*"It is proposed that if a changing magnetic field can make an oscillating electric field, then a changing electric field (from a oscillating electric charge) should make a changing magnetic field"*



Any change in the magnetic environment of a coil of wire will cause a voltage (emf) to be "induced" in the coil.

No matter how the motional change is produced, a changing electromotive force will be generated.

The change could be produced by changing the magnetic field strength, moving a magnet toward or away from the coil, moving the coil into or out of the magnetic field, rotating the coil relative to the magnet.


All the resulting changes to the E & M fields and the vector strengths etc are the result of the inherent equilateral geometries of EM fields



# Electromagnetic Induction

All ElectroMagnetic circuits are comprised of quantum inductive fields [ZPFs] and energies that obey Newton's third law and the conservation of energy

## EM field coupling



Electromagnetic induction is the production of an electric current across a conductor moving through a magnetic field. It underlies the operation of generators, transformers, induction motors, electric motors, synchronous motors, and solenoids.

$$|\mathcal{E}| = \left| \frac{d\Phi_B}{dt} \right|$$

Michael Faraday formulated that electromotive force (EMF) produced around a closed path is proportional to the rate of change of the magnetic flux through any surface bounded by that path.

$$\nabla \times \mathbf{E} = -\frac{\partial \mathbf{B}}{\partial t}$$

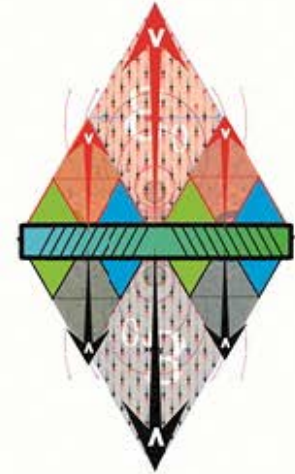


$$V_p = N_p \frac{d\Phi}{dt}$$

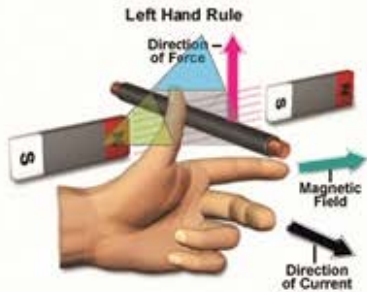
For the special case of a coil of wire, or a transformer circuit composed of N loops with the same area, Faraday's general equation becomes

$$V_s = N_s \frac{d\Phi}{dt}$$

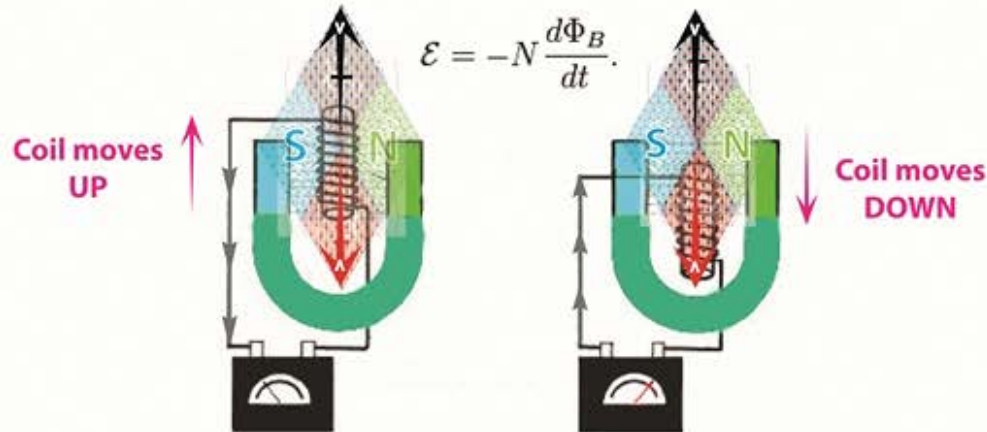
## Inductive Coupling



A corollary of Faraday's Law, together with Ampère's law and Ohm's law is Lenz's law: The EMF induced in an electric circuit always acts in such a direction that the current it drives around the circuit opposes the change in magnetic flux which produces the EMF

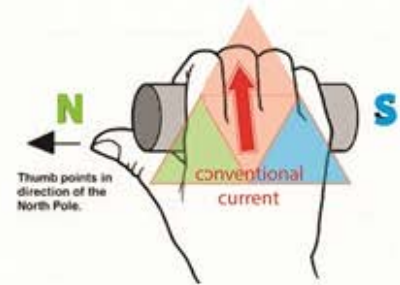


Fleming's left hand rule (for electric motors)



An electric current passes through a solenoid, resulting in a magnetic field. When you wrap your right hand around the solenoid with your fingers in the direction of the conventional current, your thumb points in the direction of the magnetic north pole.

An electric current passes through a straight wire. Here, the thumb points in the direction of the conventional current (from positive to negative), and the fingers point in the direction of the magnetic lines of flux.



Fleming's right hand rule (for EM induction)

Michael Faraday



(22 September 1791 – 25 August 1867)

# Faraday's Law of Induction

Electromagnetic induction is the production of a potential difference (voltage) across a conductor when it is exposed to a varying magnetic field.

In the frame of a conductor moving relative to the magnet, charged particles in the conductor experience a coulombic force due to the neutralised electric fields of the permanent magnet.

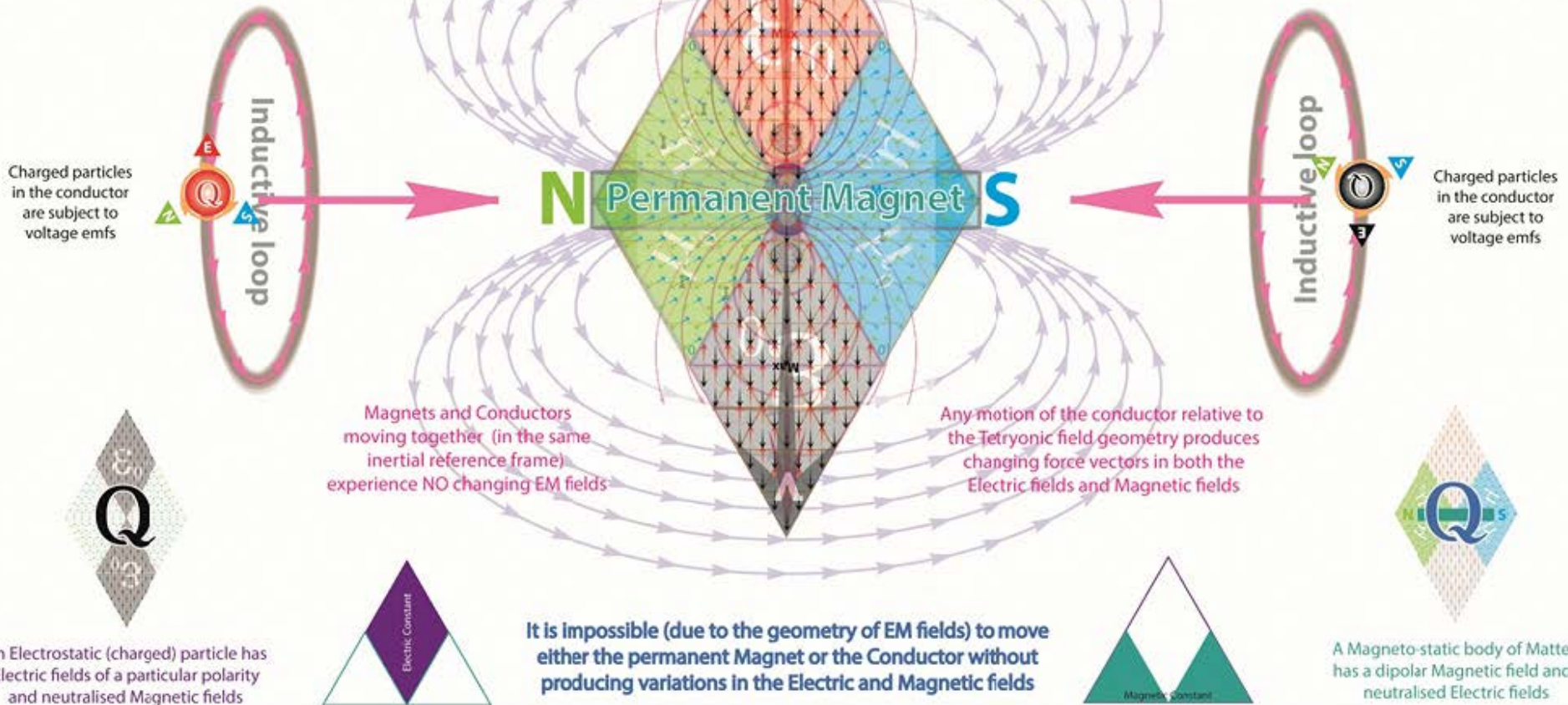
Faraday's law states that: The induced electromotive force (emf) in any closed circuit is equal to the time rate of change of the magnetic flux through the circuit.

$$\oint \vec{E} \cdot d\vec{s} = -\frac{d\Phi_B}{dt}$$

The motion of EM fields creates an induced motion in external fields and particles

The linear energy momenta of the neutralised E-fields produces differing directions of induced emf (current flow)

A permanent magnet has a static Magnetic dipole field and neutralised Electric field geometries



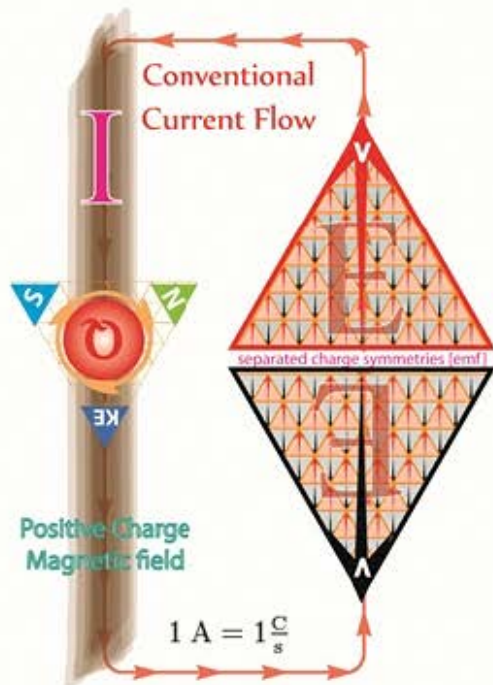


**Q**  
[v-v]

All energy momenta quanta have equilateral geometries, [quantised angular momenta ( $\Omega$ )] that can be modelled as a continuous steady current within a closed inductive loop

$$\oint \vec{B} \cdot d\vec{s} = \mu_0 i + \frac{1}{c^2} \frac{\partial}{\partial t} \int \vec{E} \cdot d\vec{A}$$

The net Charge of any particle or surface is the result of the quantised equilateral energy momenta symmetries of its integral surface area

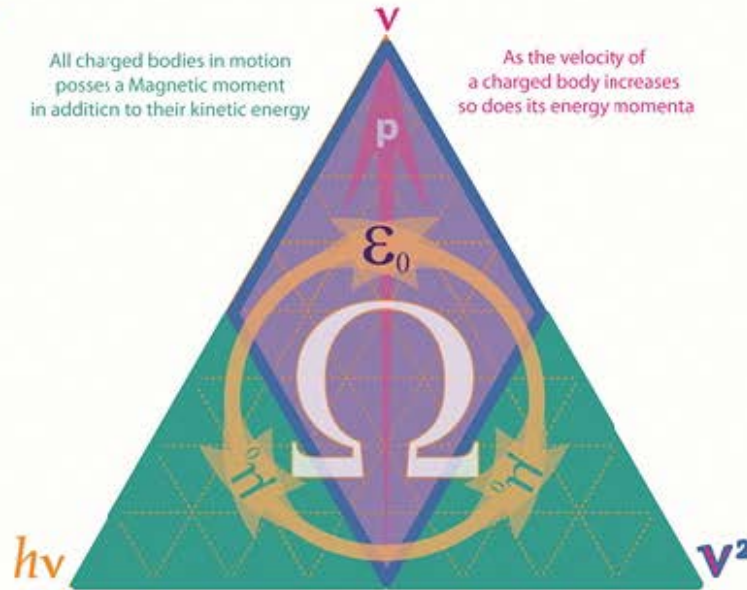


# Ampere's Law

In classical electromagnetism, Ampère's circuital law, relates the integrated magnetic field around a closed loop to the electric current passing through the loop.

All charged bodies in motion posses a Magnetic moment in addition to their kinetic energy

As the velocity of a charged body increases so does its energy momenta



$$\oint_C \vec{B} \cdot d\vec{\ell} = \mu_0 I_{enc}$$

$$\vec{J}_f + \vec{J}_D + \vec{J}_M = \vec{J}_f + \vec{J}_P + \vec{J}_M + \epsilon_0 \frac{\partial \vec{E}}{\partial t} = \vec{J} + \epsilon_0 \frac{\partial \vec{E}}{\partial t}$$

With the addition of Maxwell's Displacement current to account for time varying electric fields without a physical flow of charged Matter the way forward is paved for Planck, Lorentz and Tetryonics

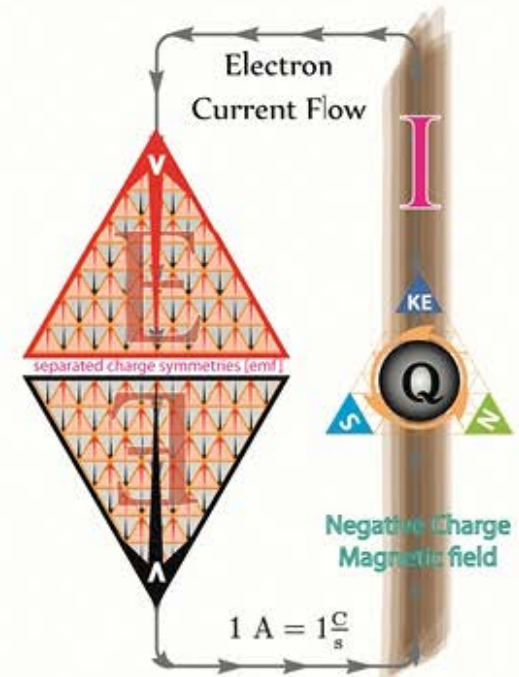
The Closed circuit or loop can be any geometric shape with Tetryonics dictating equilateral [triangular] Planck energies & quantum charge geometries with Tetrahedral geometries for Matter quanta

Andre Ampere

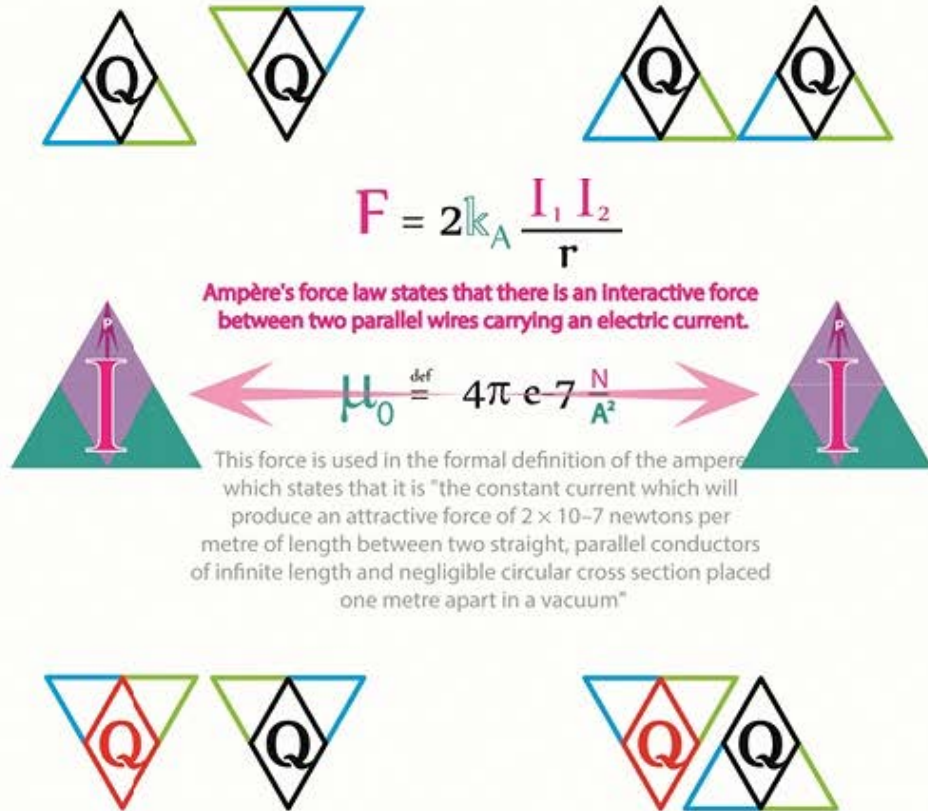


(20 January 1775 – 10 June 1836)

Ampere's law relates magnetic fields to the electric currents that produce them.



# Interactive force between Conductors

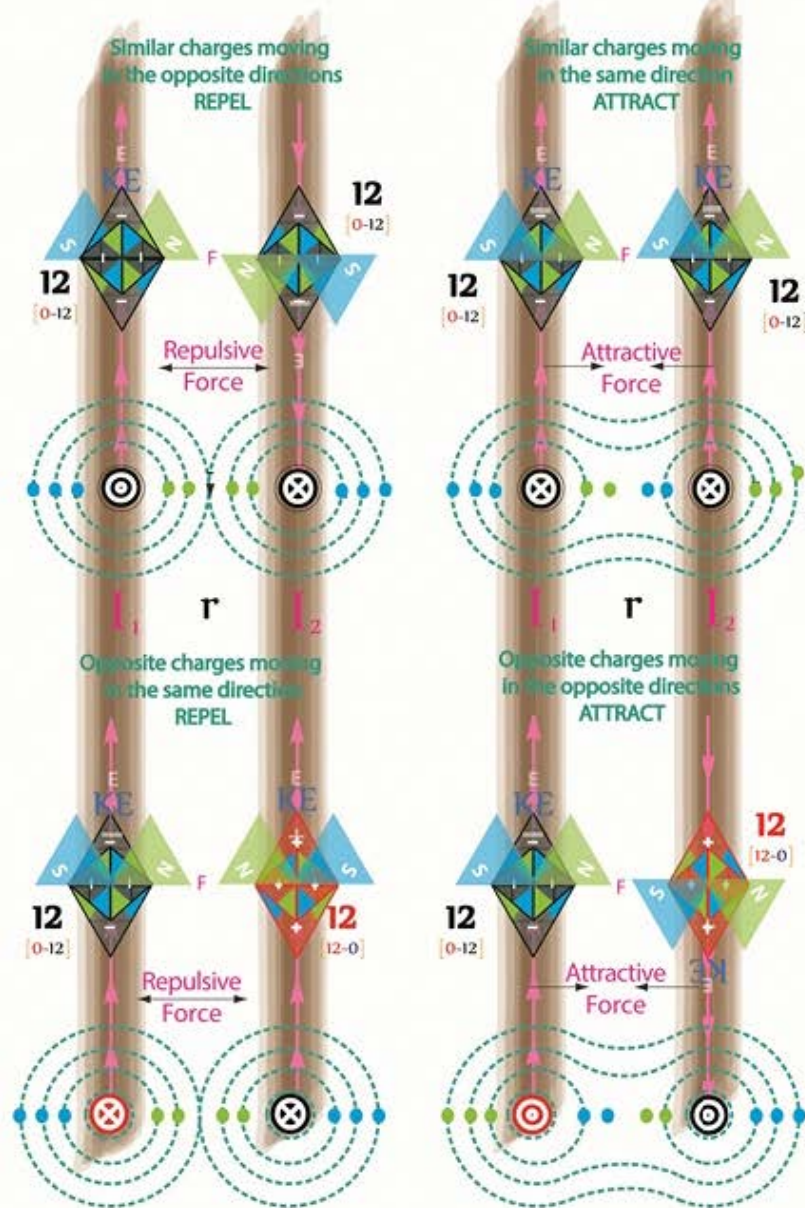


These attractions and repulsions between electric currents differ fundamentally from the effects produced by electricity in repose. First, they cease, as chemical decompositions do, as soon as we break the circuit. Second, in ordinary electric attractions and repulsion, opposite charges attract, and like charges repel; in the attractions and repulsions of electric currents, we have precisely the contrary; it is when the two conducting wires are placed parallel in such a way that their ends of the same sign are next to each other that there is attraction, and there is repulsion when the ends of the same sign are as far apart as possible. Third, in the case of attraction, when it is sufficiently strong to bring the movable conductor into contact with the fixed conductor, they remain attached to one another like two magnets, and do not separate after a while, as happens when two conducting bodies, oppositely electrified, come to touch.

Figure 3

$$1 \text{ A} = 1 \frac{\text{C}}{\text{s}}$$

André Marie Ampère (1775 - 1836)





# ElectroMotive exchange particles

## W

All four of the fundamental forces involve the exchange of ODD numbers of electromagnetic charge bosons so as to transfer discrete energy momenta between separated Matter



In ElectroMagnetic field or circuits, when charged Matter moves along electric field lines, electrical work is done on them by the electromotive force, whether it involves storing potential energy (negative work) or increasing kinetic energy (positive work)



## γ

The EM exchange force denotes a force produced by the exchange of force carrier particles, such as the electromagnetic force produced by the exchange of photons between electrons

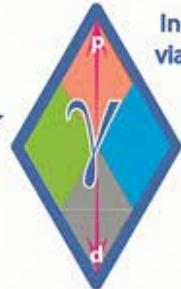


KEM field energy momenta attracts opposite charges



In accordance with Newton's 3rd Law Q2 can also act on Q1 via the superpositioning of energy fields and their momenta

hf



This layered interaction of EM force quanta [EM charge carriers - Z bosons & Photons] is what constitutes the electromotive inductive force [emf]

The closer that Q1 and Q2 are, the greater the effect.



hf



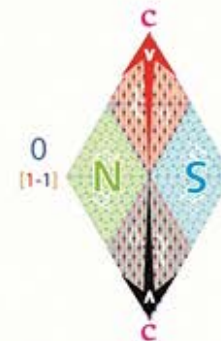
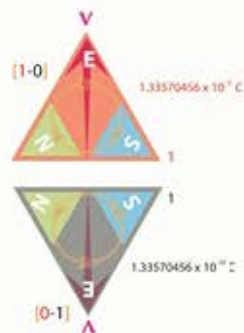
KEM field energy momenta repels same charge particles



## Bosons

$$1\pi \left[ \left[ \begin{matrix} \text{EM Field} & \text{Planck quanta} \\ \epsilon_0 \mu_0 & [m\Omega v^2] \end{matrix} \right] \right]$$

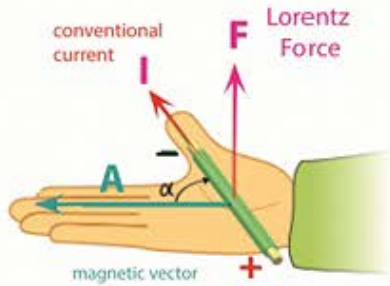
Charge ElectroMagnet: mass velocity



## Photons

$$2\pi \left[ \left[ \begin{matrix} \text{EM Field} & \text{Planck quanta} \\ \epsilon_0 \mu_0 & [m\Omega v^2] \end{matrix} \right] \right]$$


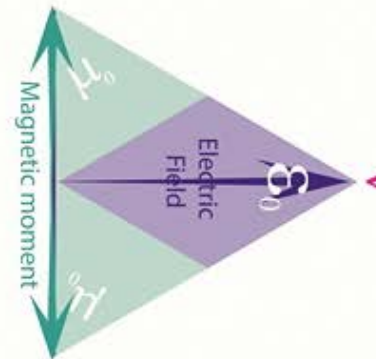
Photons ElectroMagnetic mass velocity



# Lorentz Force

The magnetic force component of the Lorentz force manifests itself as the force that acts on a current-carrying wire in a magnetic field.

In that context, it is also called the Laplace force.



Hendrik Lorentz  
(18 July 1853 – 4 February 1928)

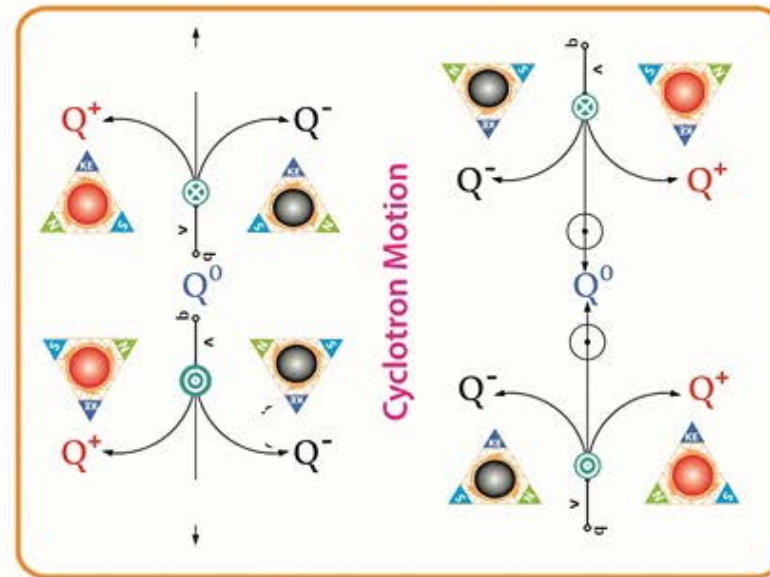

In physics, the Lorentz force is the force on a point charge due to electromagnetic fields.

It is given by the following equation in terms of the electric and magnetic fields

$$\vec{F} = q\vec{E} + q\vec{v} \times \vec{B}$$

Magnetic fields created by moving charges are perpendicular to the direction of motion (and can do NO work)

LORENTZ force      Electric force      charge velocity      Magnetic force



Up out of page      Magnetic Field      Down into page





# Work - Force - Energy

Work is the result of energy-momenta transfer (by means other than Matter-transfer), and produces changes in the second system's nett energy-momenta

## Work

refers to an activity involving a force and movement in the direction of the force



Work

$$W = F \cdot d = ma \cdot d = E$$

The Planck constant is the quantum of Action

$$\text{kg} \frac{\text{m}}{\text{s}^2} \text{m}$$


Mechanical work is a scalar quantity that can be described as the product of a force times the distance through which it acts

[Force per meter]

Force  $ma = \frac{\Delta p}{\Delta t} = \Delta \left[ \frac{mv}{t} \right] \text{kg} \frac{\text{m}}{\text{s}^2}$



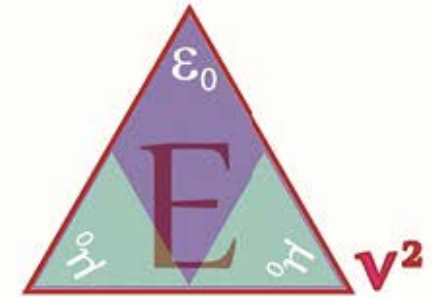
Momentum is the quantum of Force



Power is defined as the rate of using Energy or the rate of doing work

## Energy

is the scalar capacity to do work  
You must have energy to accomplish work



Energy

$$E = mv^2 = hv^2$$

Energy is the square of Momentum

$$\text{kg} \frac{\text{m}^2}{\text{s}^2}$$

Energy is always equivalent to the ability to exert pulls or pushes against the basic forces of nature, along a path of a certain length.

[mass-energy momentum squared]

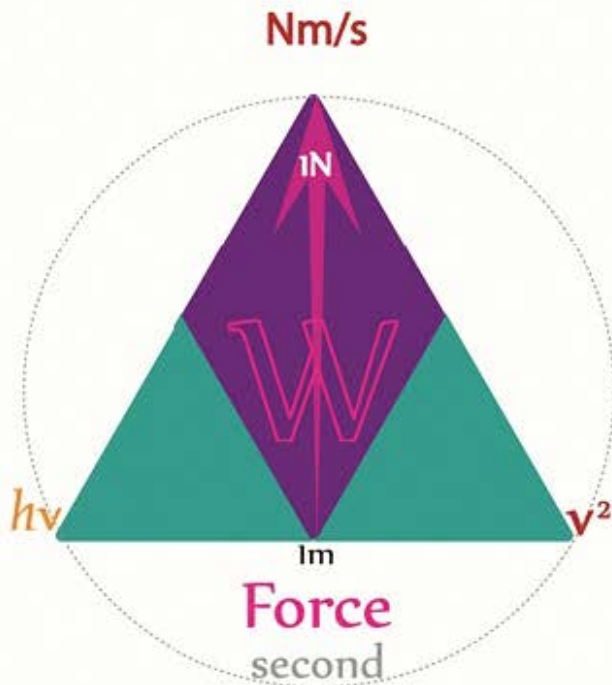
# WORK

Force per second

## In Classical Mechanics

One watt is the rate at which work is done when an object's velocity is held constant at one meter per second against constant opposing force of one newton.

Work in physics is measured in Joules



# Watts

[Joules per second]

James Watt



(19 January 1736 – 25 August 1819)

# POWER

Energy per second

## In ElectroDynamics

One watt is the rate at which work is done when one ampere (A) of current flows through an electrical potential difference of one volt (V).

Electrical power is measured in Watts

The watt second is a unit of energy, equal to the joule

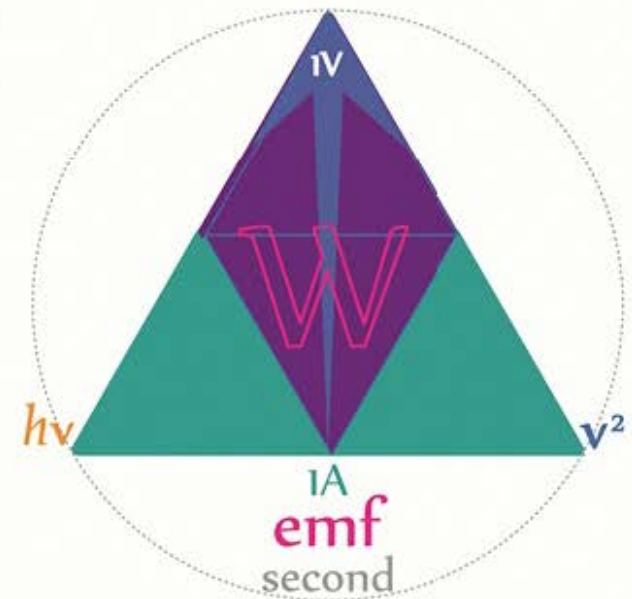
$$W = \frac{J}{s} = \frac{N \cdot m}{s} = \frac{kg \cdot m^2}{s^3}$$

One Watt, defined as one joule per second, measures the rate of energy conversion.

$$W = V \cdot A$$

Energy / second  
[Joules/sec]

J/s






# The electromotive Force

The electromotive force, or most commonly emf (seldom capitalized), or (occasionally) electromotance is "that which tends to cause current (actual electrons and ions) to flow.

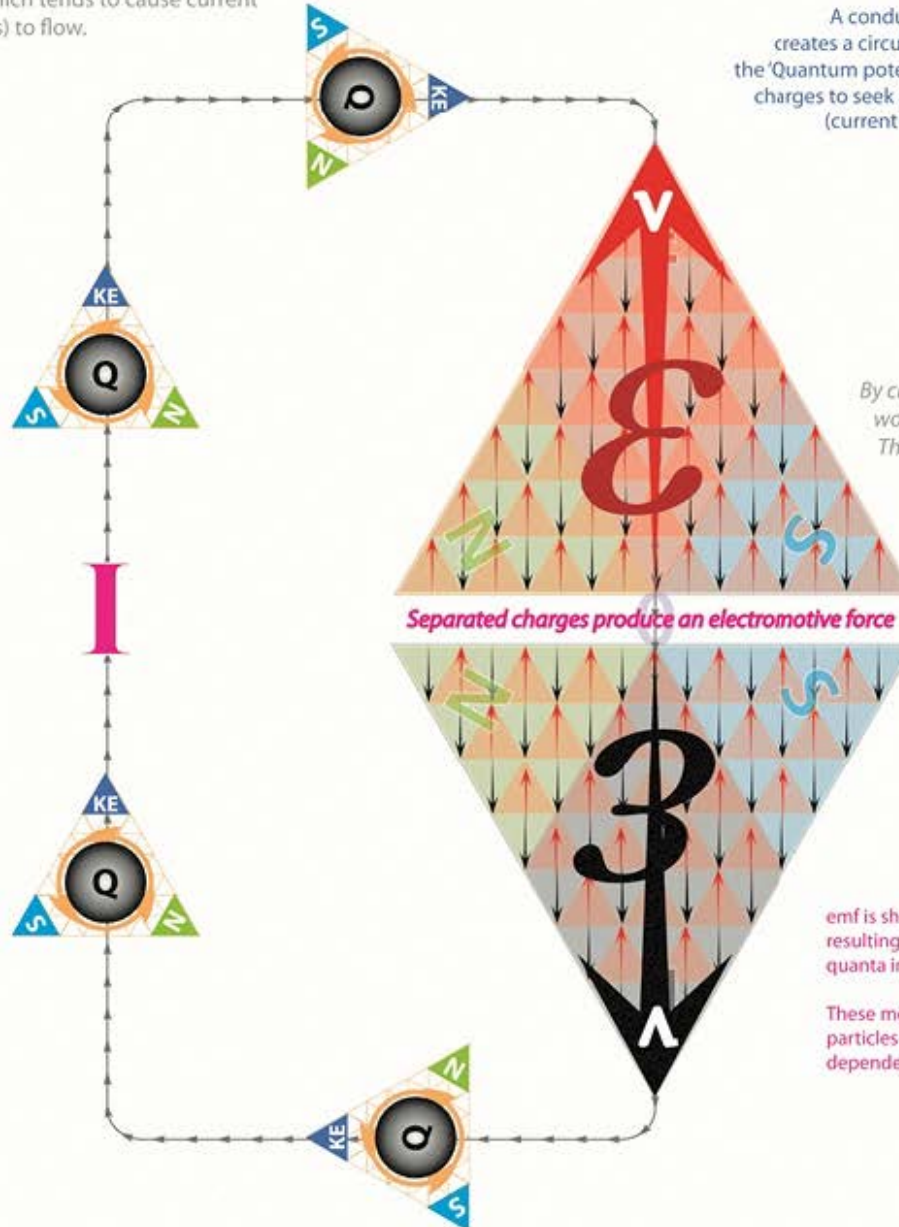
Electric Fields contain bi-directional energy-momenta



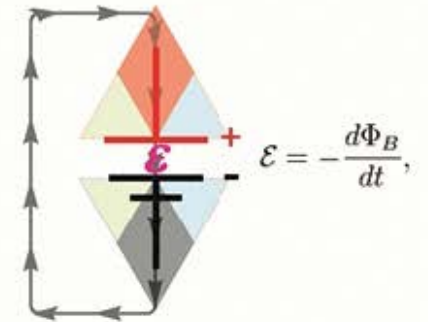
The electromotive Force is the nett force resulting from the separation of electrical charges (potential difference)



All Charges seek Equilibrium



A conductor creates a circuit between the 'Quantum potentials' allowing charges to seek an equilibrium (current flow)



"A source emf can be thought of as a kind of charge pump that acts to move charge from a point of high potential through its interior to a point of opposite potential. ...

By chemical, mechanical or other means, the source of emf performs work  $dW$  on that charge to move it to the high potential terminal. The emf of the source is defined as the work  $dW$  done per charge  $dq$ :  $= dW/dq$ ."

A Magnet stores charge quanta (bosons) in static Electro-Magnetic fields that in turn produce a Magnetic dipole

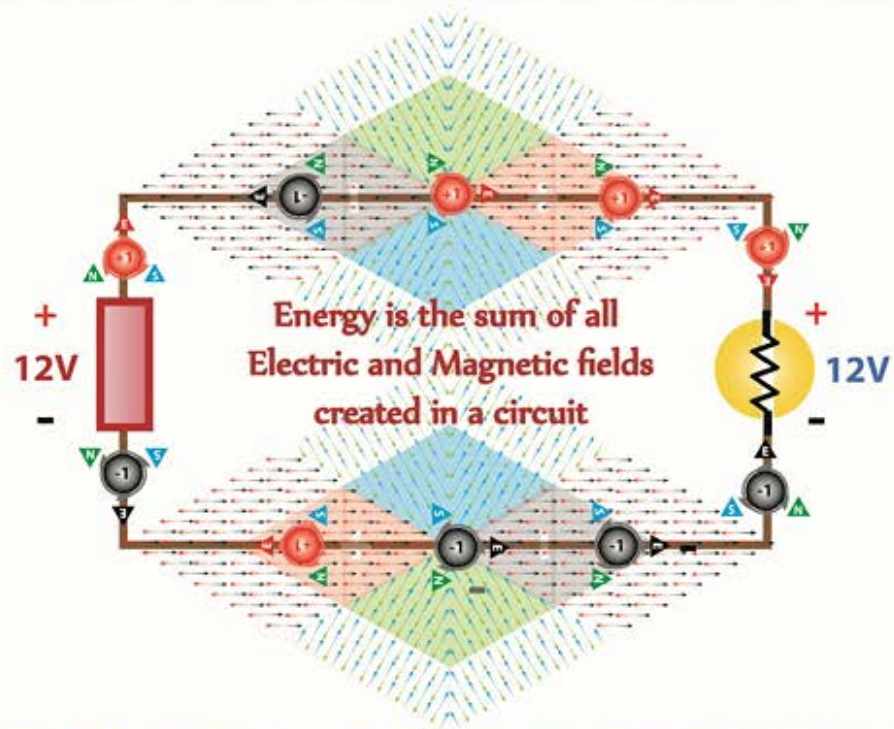
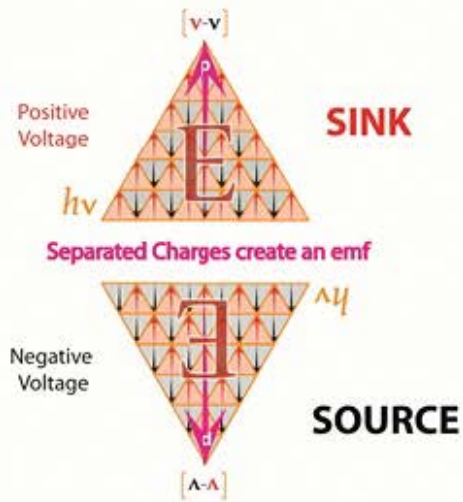


emf is shown to be the nett force resulting from the linear momenta quanta in every Electric 'voltage' field

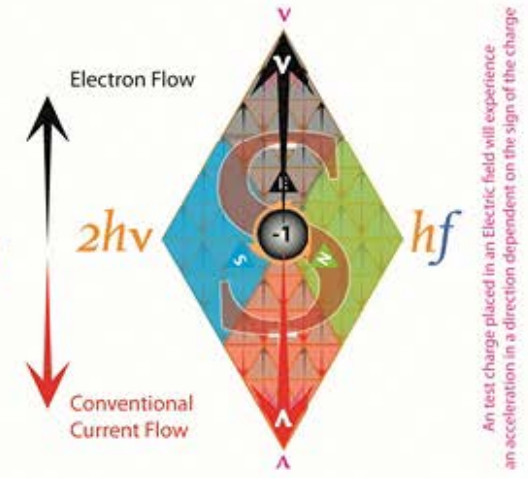
These momenta accelerate charged particles in one of two directions dependent of the particle's nett charge

A Magnet can be viewed as a neutralised quantum emf source


# Poynting Vectors



# Poynting Field



John Henry Poynting



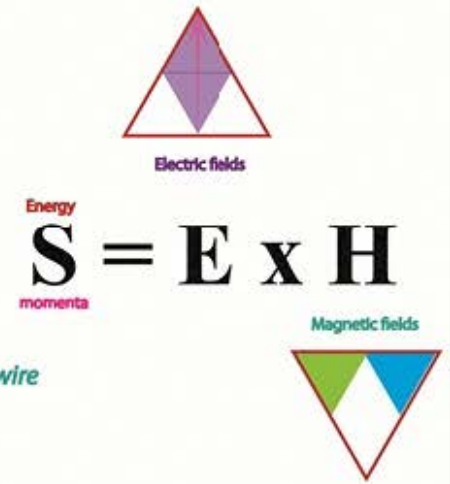
(9 September 1852 – 30 March 1914)

**Electrical energy is transferred along a conductive path in an electrical circuit accelerating charged particles and ions in turn imbuing them with Kinetic Energy [voltage leads current]**

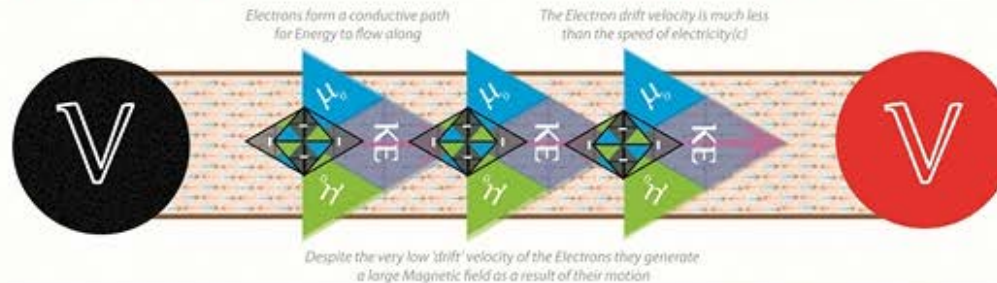
*There is an electric field running down the middle of the wire, which extends to just beyond its surface.*

*This electric field pushes the charges along against the resistance and adds to the electric field caused by the surface charges. The resultant electric field changes its direction around the circuit as the wires form a loop back to the battery.*

**Moving charged topologies inside the wire create a secondary magnetic field geometry around the wire**



Energy is transferred through empty space around (and NOT in) the wires of an electric circuit via an electromagnetic field called the Poynting field



It's important to remember that the current doesn't flow in both directions, only the energy does



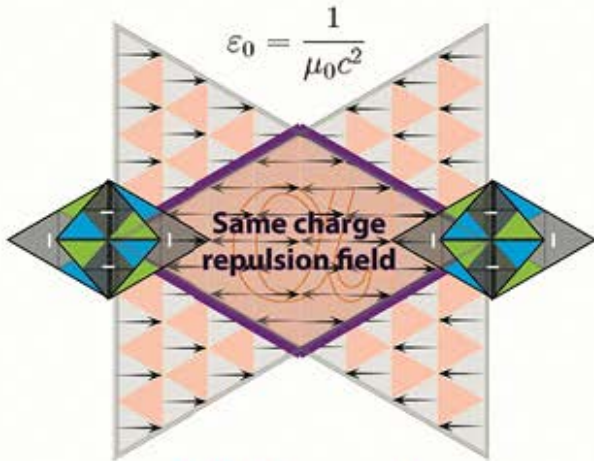
# Coulomb's Electric Interactions

$$k = \frac{1}{4\pi\epsilon_0}$$

The proportionality constant  $k_e$ , called the Coulomb constant (sometimes called the Coulomb force constant), is related to defined properties of linear EM energy momentum and is used to define Electric field forces

$$c = \frac{1}{\sqrt{\mu_0\epsilon_0}}$$

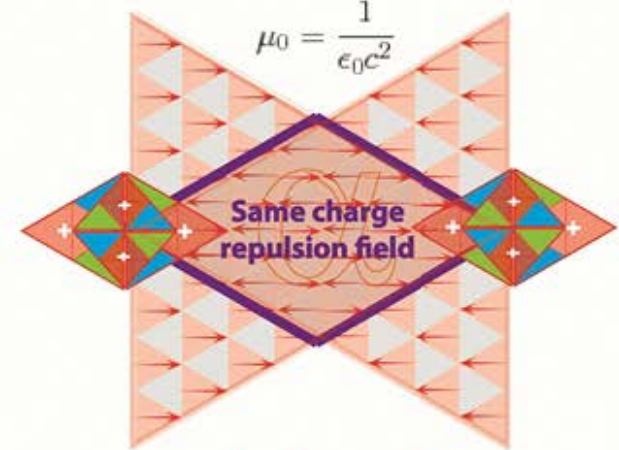
$$8.987 \text{ e9 } \frac{\text{Nm}^2}{\text{C}^2}$$



Similar repel



Opposites attract



Similar repel



Linear Coulombic force interactions are a result of charged E field linear momenta

$$\mathbf{E} = \frac{\mathbf{F}}{qt}$$

The Electric field can be defined by the Force exerted by a Charge

Longitudinal E field forces between Charged particles are mediated by Photons

$$\mathbf{E} = \frac{1}{4\pi\epsilon_0} \frac{Q}{r^2} \hat{\mathbf{r}}$$

The Electric field can also be derived from Coulomb's Law



It is a measure of the interactive force produced by the Electric field energy-momenta of two superpositioned charge KEM fields

# Coulomb Force

Electric fields produce Coulombic forces

$$F = k \frac{Q_1 Q_2}{r^2}$$

It is defined as the nett Charge transported by a steady current of one Ampere in one second.

## C

1 Coulomb of nett charge is comprised of  
 $(12 \times 1.335180067 \text{ e-}20)^{-1}$   
**6.24035408 e18 electrons**

## kg.s

$$k = \frac{1}{4\pi\epsilon_0}$$



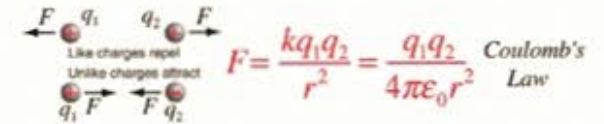
$$\alpha = e^2/4\pi\epsilon_0\hbar c$$

Charles-Augustin de Coulomb



(14 September 1736 – 23 August 1806)

Coulomb's Law is a law of physics describing the electric interaction between any two charged particles (and forms the basis for Ampere's Law)

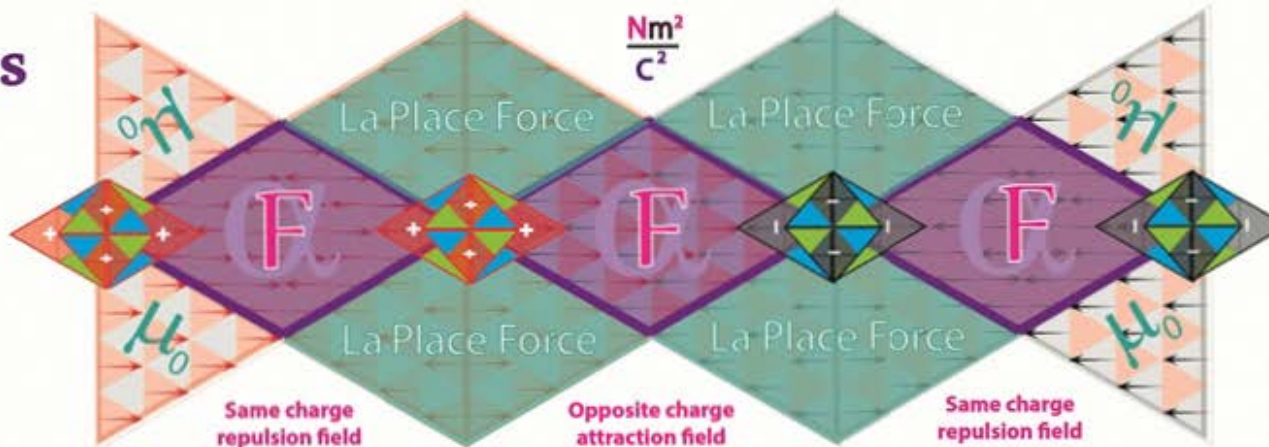


The interactive linear momenta of super-positioned E-fields creates Coulombic forces

## Coulombs

## As

$$1C = 1A \cdot 1s$$



## Amperes

## C/S

$$1A = 1 \frac{C}{s}$$



Charles-Augustin de Coulomb



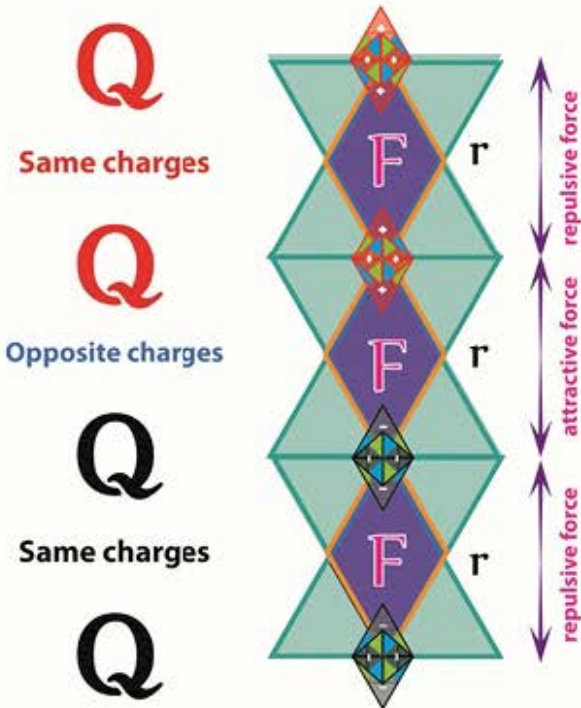
(14 September 1736 – 23 August 1806)

## Coulomb force

$$k_c \frac{Q_1 Q_2}{r^2}$$

AS

Linear acceleration  
Electric force  
between charged particles



## Ampere force

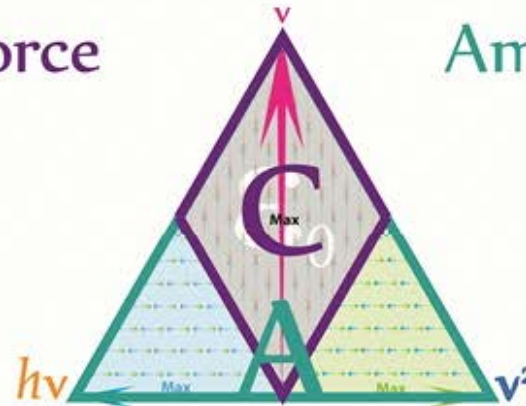
$$2k_A \frac{I_1 I_2}{r}$$

$\frac{C}{S}$

Andre Ampere



(20 January 1775 – 10 June 1836)



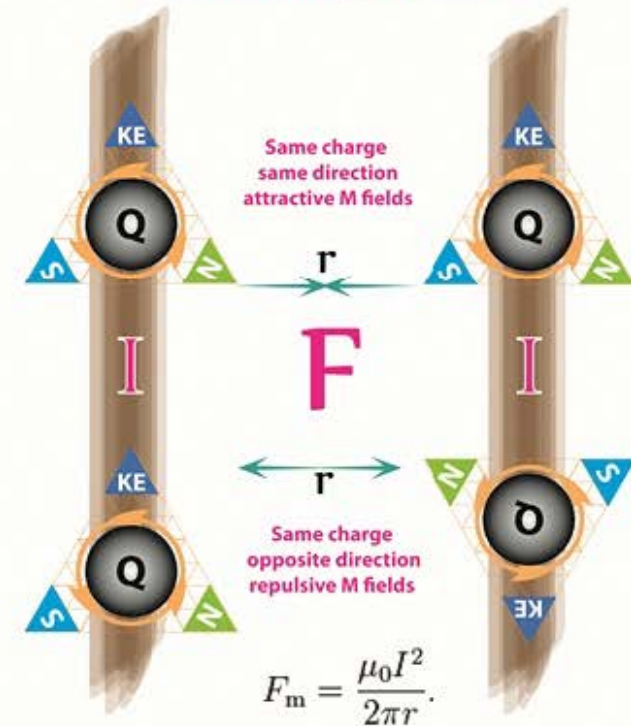
## Lorentz Forces

are the forces on a point charge due to external electromagnetic fields

$$\vec{F} = q[\vec{E} + (\vec{v} \times \vec{B})]$$

electric force    velocity    magnetic force: do not accelerate charged particles.

Transverse perturbative  
Magnetic force  
between charged particles



I

The amount of charged mass-Matter topologies moving passing a point per unit time

Current

vector momentum

m

Charge geometry    Electric Permittivity

Magnetic Permeability Dipole field

$c^2$

Charge

The angular mass momenta possessed by a steady current of one ampere in one second.


Q

# Capacitance

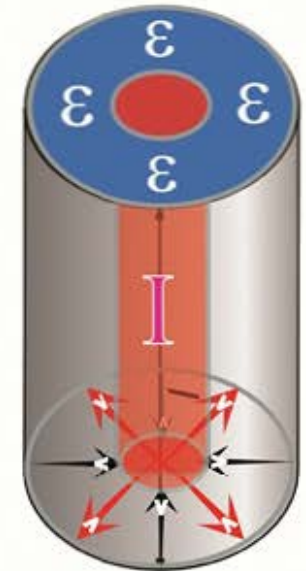
Any two electrical conductors separated by a non-conducting (or very high resistance) medium is a capacitor [these can be plates, conductive wires or coaxial cables etc]

Capacitance is a function only of the physical dimensions (geometry) of conductors and the permittivity of the dielectric separating them


Plate capacitors



Coaxial cables



separated conductive cables



should a current flow in the conductors the capacitive field will be dominated by perpendicular, superpositioned amperian M-fields of greater strength

The SI unit of capacitance is the farad (symbol: F) named after the English physicist Michael Faraday;

Capacitance is the ability of a body to store an electrical charge.

$$C = \frac{Q}{V}$$

Any object that can be electrically charged exhibits capacitance

A 1 farad capacitor when charged with 1 coulomb of electrical charge will have a potential difference of 1 volt between its plates.



# Amperian Forces

Andre Ampere



(20 January 1775 – 10 June 1836)

An Ampere is a Coulomb per second, a measure of the rate at which charged Matter moves.

Currents produce magnetic field forces

$$F = 2k_A \frac{I_1 I_2}{r}$$

6.241335 e18 electrons passing a given point per second constitutes one Ampere.

Coulombs are charged masses

**m**

that produce accelerations

Current is charged Matter in motion

**M**

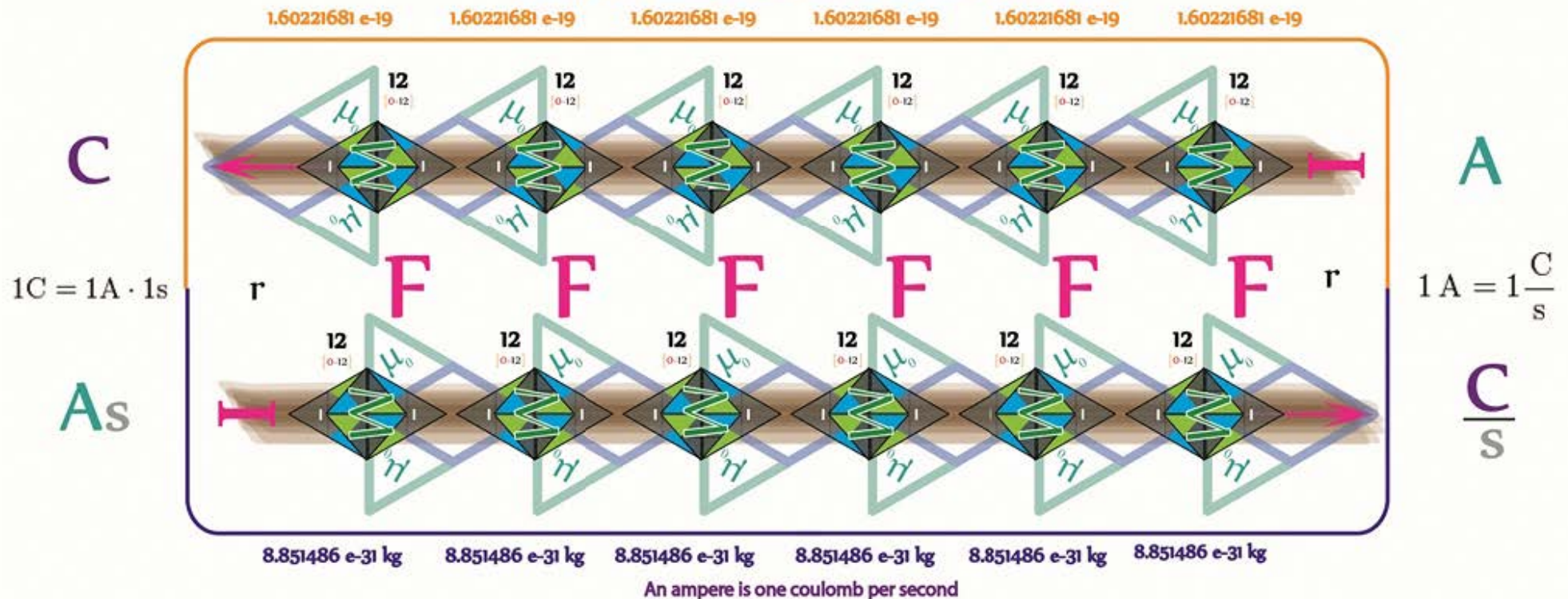
that produce magnetic fields

**A**

1 Amp of electrons has a EM mass of  
6.241355408 e18 x 8.851486361 e-31  
**5.524527227 e-12 kg**

**kg**

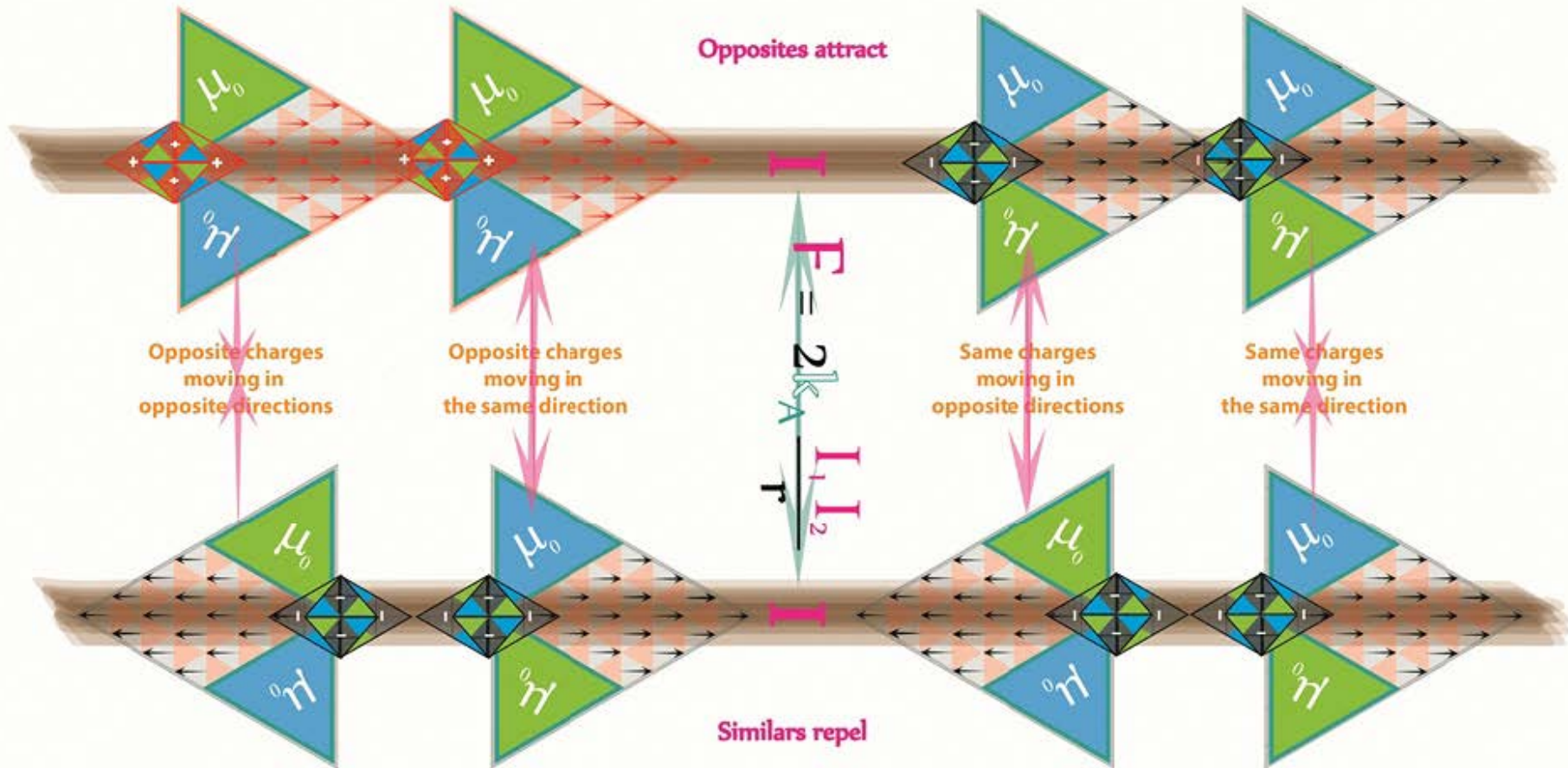
A coulomb is the quantity of charge transported by one amp in one second



# Ampere's Magnetic Interactions

the force of attraction or repulsion between two current-carrying wires (see first figure below) is often called Ampère's force law.

The best-known and simplest example of Ampère's force law, which underlies the definition of the ampere, the SI unit of current, states that the force per unit length between two straight parallel conductors is



Opposite charges moving in opposite directions

Opposite charges moving in the same direction

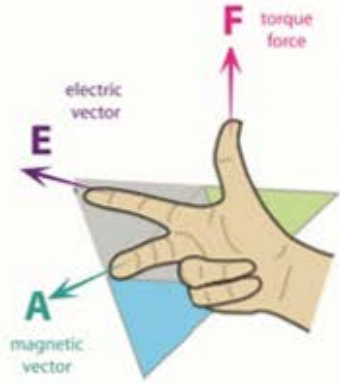
Same charges moving in opposite directions

Same charges moving in the same direction

It is a measure of the interactive force produced by the Magnetic field energy-momenta of two superpositioned KEM field geometries



## 2D Electric field geometries accelerate charged particles



charged particles in motion produce KEM fields with magnetic moments

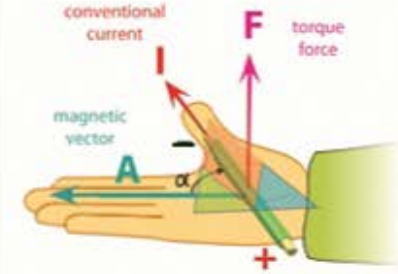
# Lorentz Forces

If a particle of charge  $q$  moves with velocity  $v$  in the presence of an electric field  $E$  and a magnetic field  $B$ , then it will experience a force

$$\vec{F} = q\vec{E} + q\vec{v} \times \vec{B}$$

LORENTZ force      Electric force      charge velocity      Magnetic force

## 3D Matter topologies in motion create magnetic moments



external magnetic fields create torque forces on the M dipoles of KEM fields

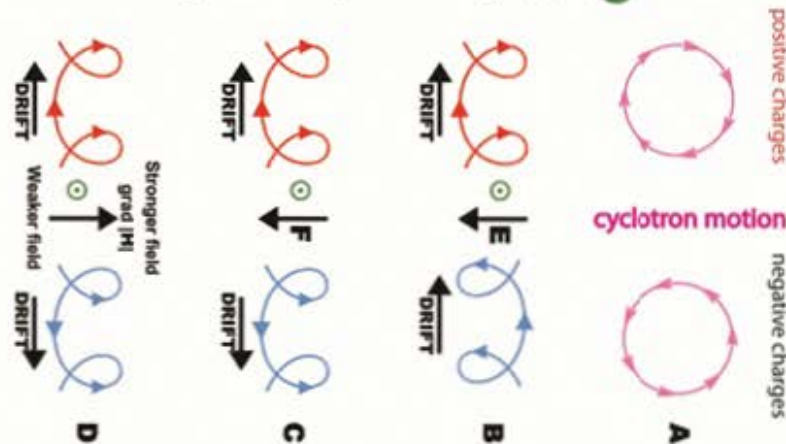
The Lorentz force is the force on a charged particle due to external electromagnetic fields.

Charles-Augustin de Coulomb



(14 September 1736 – 23 August 1806)

Magnetic field upwards through paper  $\odot$



All charges in motion are subject to external EM forces on their KEM fields

Andre Ampere



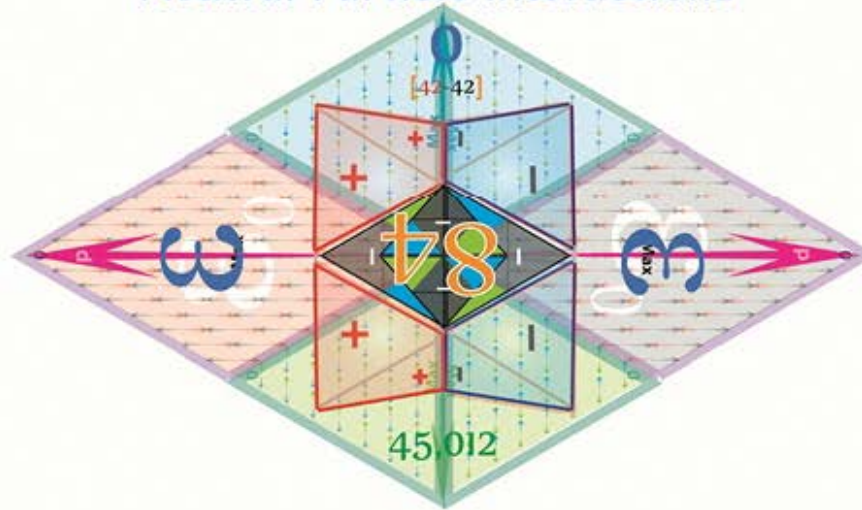
(20 January 1775 – 10 June 1836)

# Neutral Particle interactions

## Opposites Attract

Classical Forces of interaction are unable to explain how Neutral particles are attracted to other particles

## Similar Repel

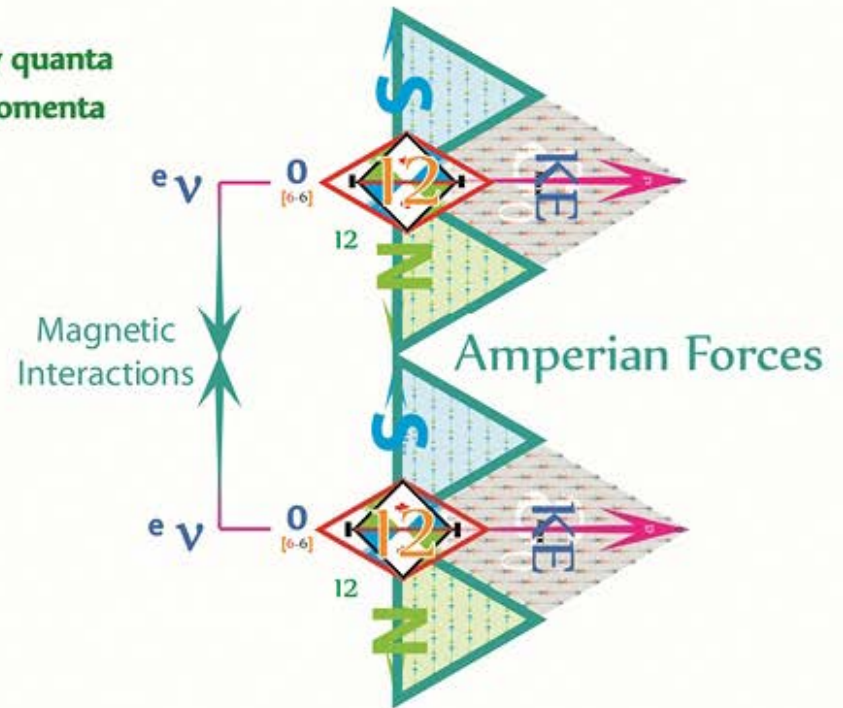
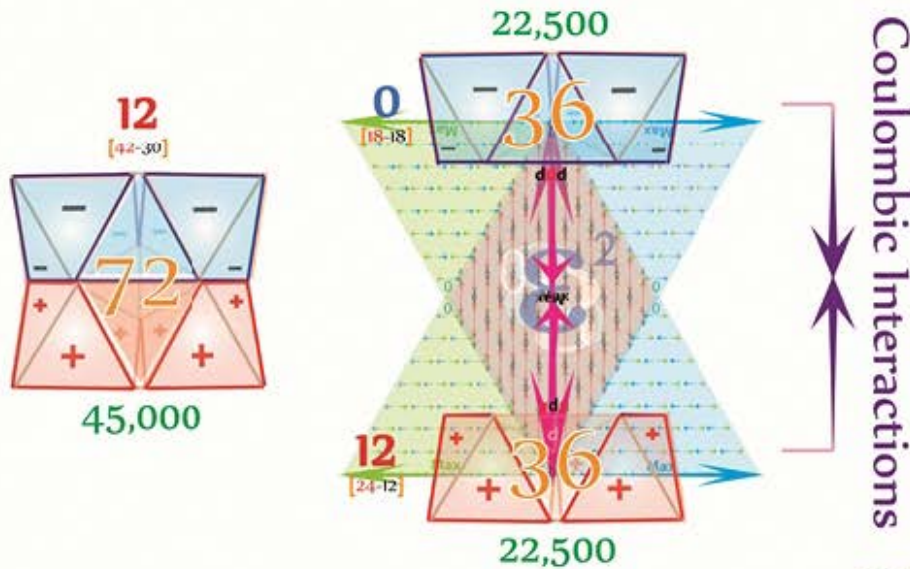


## Tetryonic charge geometry



reveals the equilateral field mechanics behind EM induction and all the physical forces

All Matter topologies are comprised of charged mass-energy quanta that effect atomic interactions via their KEM field energy momenta



All Matter in motion produces a secondary interactive KEM field



# Coulombs

C

mass seconds

$$1C = 1A \cdot 1s$$

kg.s

An elementary charge is  
1.602216081 e-19 C



Charge is measured by the linear forces produced by the 2D equilateral geometry of mass-energy momenta

2D kEM angular mass-energy momenta

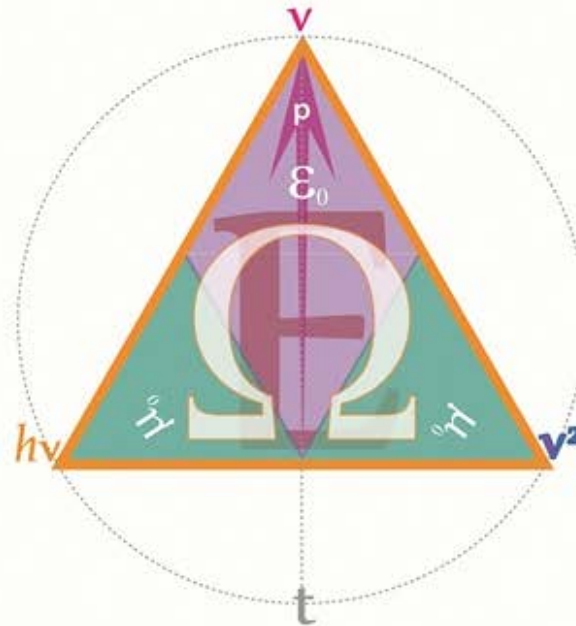
It is defined as the charge provided by a steady current of one ampere in one second.

Charge

Q

# Charged mass-Matter

All particles and fields have charged mass-energy geometries



CHARGE

CURRENT

$$Q = I \cdot t$$

Charge and Current are related to each other through time

mass-Matter per second

$$1 A = 1 \frac{C}{s}$$

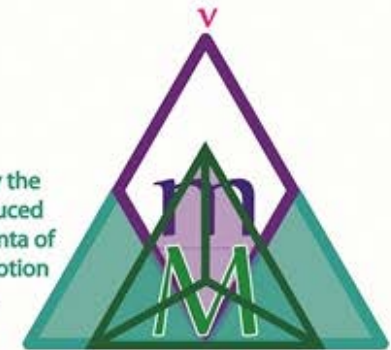
6.241355408 e18 electrons /sec constitutes one ampere.

Current is measured by the transverse forces produced by mass-energy momenta of Matter topologies in motion per unit of time

# Amperes

A

KG



3D mass-Matter momentum

The amount of charged mass-Matter passing a point per unit time

Current

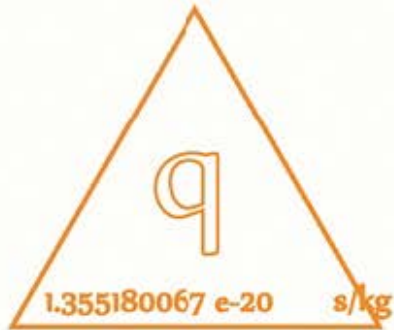
I

One coulomb of charge flowing per second equals one ampere of current.

C  $\frac{As}{\text{Charge}}$  kg.s

C  $\approx$  kg.s  $\approx$  A

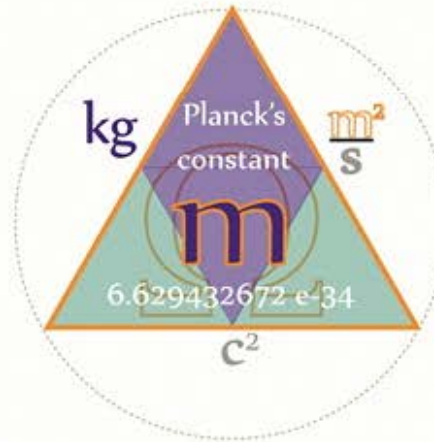
KG  $\frac{C}{s}$  Current A



**Planck Charge**

quantised angular momenta per scalar mass

$$\frac{\Omega}{c^2}$$



$$\frac{E}{c^2}$$



**Planck mass**

scalar EM energies per second

1.602216081 e-19 C  
elemental charge

### Inverse Planck mass momenta

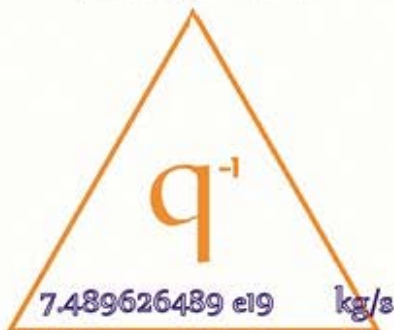
1.810109642 e30 C/kg

8.851486361 e-31 kg  
electron mass

There exists an inverse spatial relationship between mass & charge that supports an earlier determination that quantised angular momentum [equilateral geometry] creates Charged mass-Energy-Matter

scalar mass per quantised angular momenta

seconds per scalar EM energies



$$\frac{c^2}{\Omega}$$



$$\frac{c^2}{E}$$



Compton frequency

C kg.s

Fine-tuning this relationship of Planck mass-energies to quantised angular momenta at the quantum scale to equilibrium will provide an exact determination of all macroscale physical properties of mass-energy, charge, physical constants etc directly from theory



# Electricity

Benjamin Franklin



(January 17, 1706 – April 17, 1790)

**Charles-Augustin de Coulomb**

(14 September 1736 – 23 August 1806)

**Andre Ampere**

(20 January 1775 – 10 June 1836)

**Georg Simon Ohm**

(26 March 1789 – 6 July 1854)

**Carl Friedrich Gauss**

(30 April 1777 – 23 February 1855)

**Heinrich Lenz**

(February 12, 1804 – February 10, 1865)

**Michael Faraday**

(22 September 1791 – 25 August 1867)

**James Clerk Maxwell**

(13 June 1831 – 5 November 1879)

**James Prescott Joule**


(24 December 1818 – 11 October 1889)

**John Henry Poynting**

(9 September 1854 – 30 March 1942)

**Nikola Tesla**

(10 July 1856 – 7 January 1943)

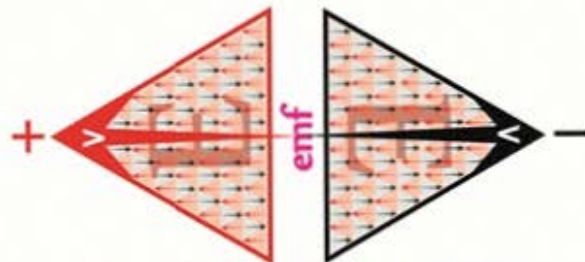


Electromagnetism: a fundamental interaction between the magnetic field and the presence and motion of an electric charge topology.

Electric charge: the geometry of EM energy momenta, also determines their electromagnetic interactions.



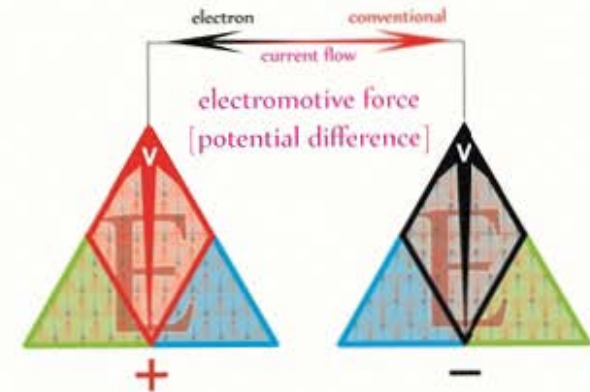
Electrically charged Matter topologies are influenced by, and produce, electromagnetic fields when in motion



Electric potential: the capacity of an electric field to do work on an electric charge, typically measured in volts.



Electric field: an influence produced by one electric charge on other charges in its vicinity.



Electricity is the flow of Energy between separated Charge potentials when an electric circuit is formed measured in Volts [Joules/C]



Electric current: is a secondary effect resulting from electrical energy in a circuit. It is the movement or flow of electrically charged particles, typically measured in amperes.

Electricity is a general term encompassing a variety of phenomena resulting from the presence and flow of electric charge. These include many easily recognizable phenomena, such as lightning, static electricity, and the flow of electrical current in an electrical wire. In addition, electricity encompasses less familiar concepts such as the electromagnetic field and electromagnetic induction.

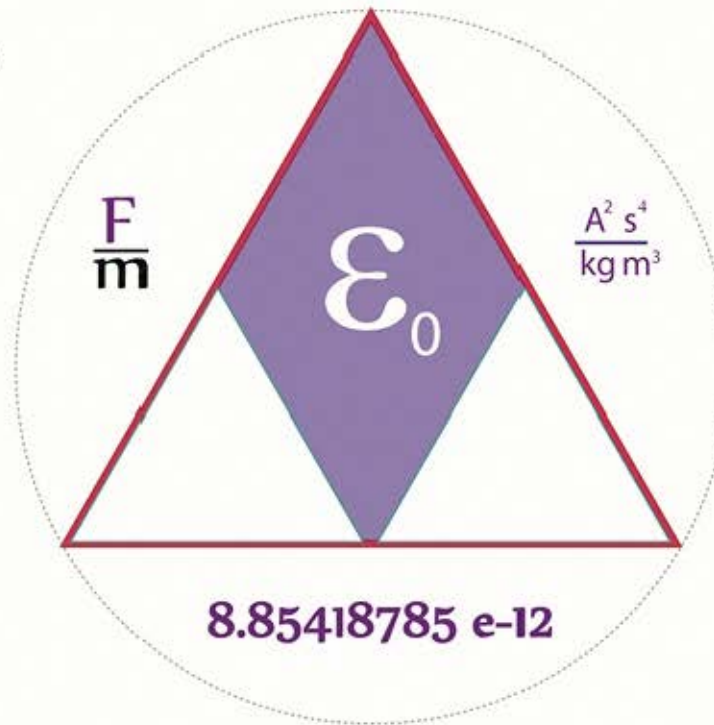
# EM field Permittivity

The Electric constant, commonly called the vacuum permittivity, or permittivity of free space, relates the units for electric charge to mechanical quantities such as length and force.

The name Vacuum Permittivity is a misnomer and should be replaced with the correct term EM field Permittivity

**The strength of Electric fields is determined by the Electrical Permittivity Constant**

$$E = \frac{1}{4\pi\epsilon_0} \frac{Q}{r^2}$$



$$\epsilon_0 = \frac{1}{\mu_0 c^2}$$



"Ampere's Law states that for any closed loop path, the sum of the quantities (B.ds) for all path elements into which the complete loop has been divided is equal to the product of μ₀ and the total current enclosed by the loop."

$$k = \frac{1}{4\pi\epsilon_0}$$

The permittivity of empty space, equal to 1 in centimeter-gram-second electrostatic units and to  $107/4\pi c^2$  farads per meter or, numerically, to  $8.854 \times 10^{-12}$  farad per meter in International System units, where c is the speed of light in meters per second.

### Gauss' Law:

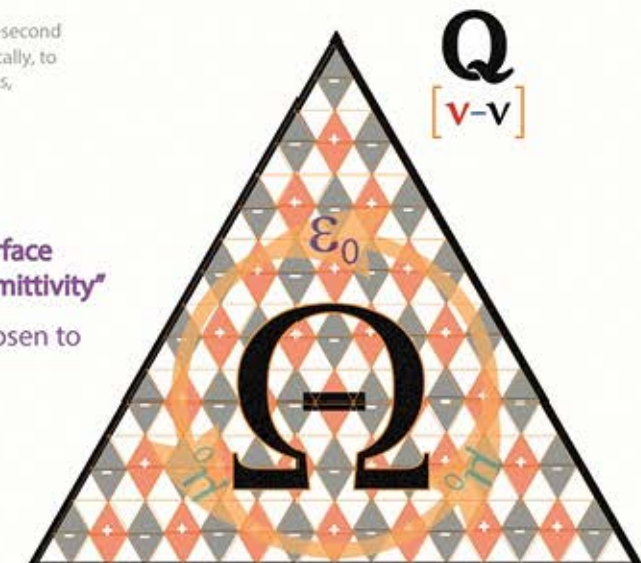
**"The total of the electric flux out of a closed surface is equal to the charge enclosed divided by the permittivity"**

This applies equally to any integral geometry chosen to tessellate a surface area

Superpositioned E fields gives rise to Coulomb Forces



**Positive Charge Electric Field**



**Negative Charge Electric Field**



# EM field Permeability

The permeability of free space, also called absolute permeability.

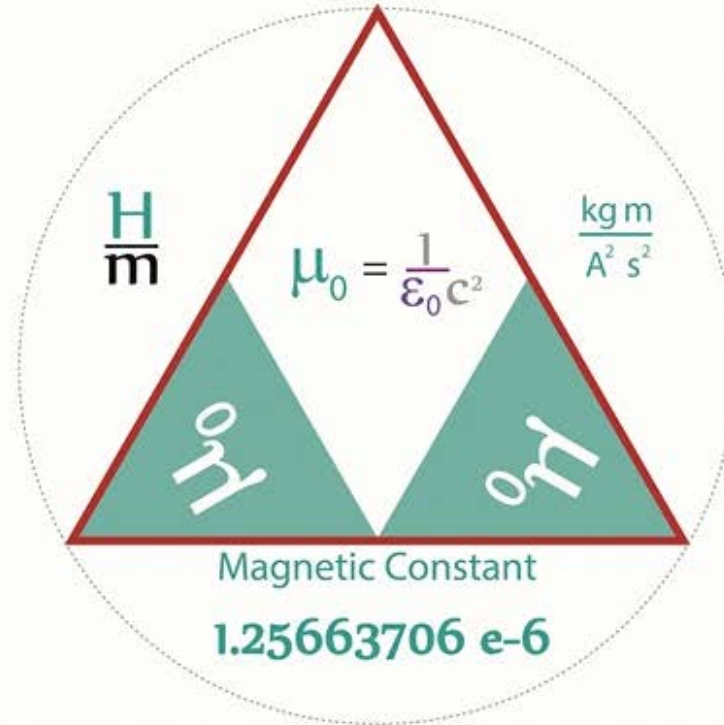
The name Vacuum Permeability is a misnomer and should be replaced with the correct term EM field Permeability

The magnetic constant has the value of  $4\pi \times 10^{-7}$  henry per meter.

**The strength of Magnetic fields is determined by the Magnetic Permeability Constant**



**Positive Magnetic Moment**



**Magnetic monopoles do NOT exist**

they are a mathematical identity and not physically possible due to the equilateral geometry of Planck energies



**Negative Magnetic Moment**

$$\mu_0$$

The magnetic field is most commonly defined in terms of the Lorentz force it exerts on moving electric charges.

$$F$$


The magnetic field generated by a steady current (a constant flow of electric charges in which charge is neither accumulating nor depleting at any point) as described by the Biot-Savart law

$$B = \mu_0 H$$

James Prescott Joule



(24 December 1818 – 11 October 1889)



# Joule

A measure of the equilateral charged mass-energy momenta that can do work

... the mechanical power exerted in turning a magneto-electric machine is converted into the heat evolved by the passage of the currents of induction through its coils; and, on the other hand, that the motive power of the electro-magnetic engine is obtained at the expense of the heat due to the chemical reactions of the battery by which it is worked (1845)

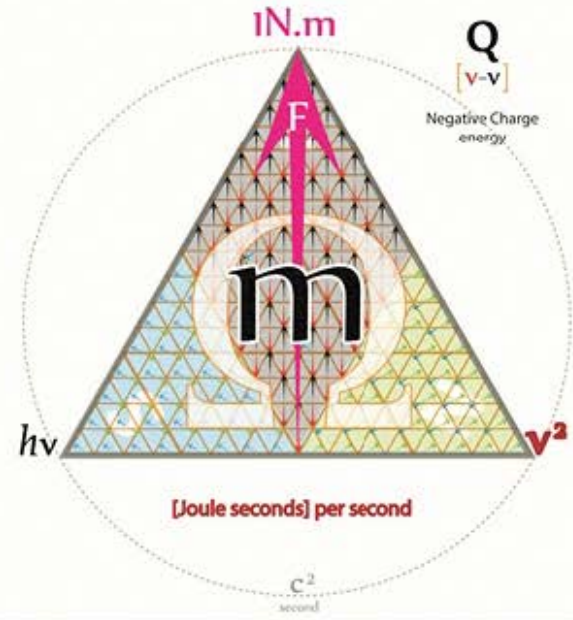
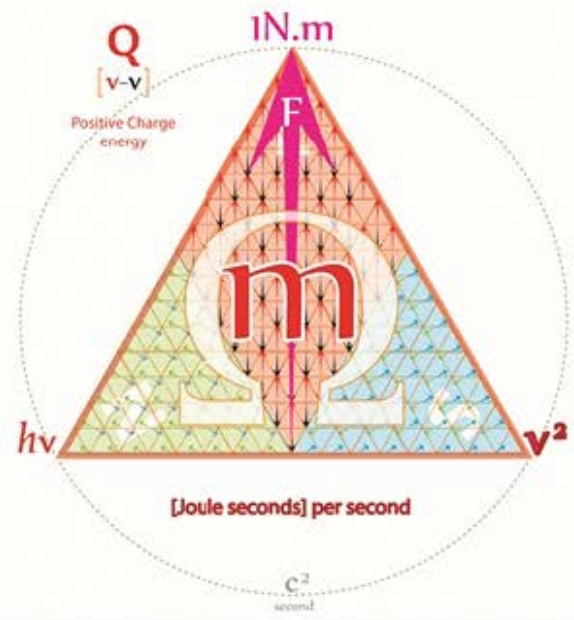
$$n\pi \left[ \begin{array}{c} \text{EM Field} \\ \text{mass} \end{array} \left[ \begin{array}{c} \epsilon_0 \mu_0 \\ \text{ElectroMagnetic} \end{array} \right] \cdot \left[ \begin{array}{c} \text{Planck quanta} \\ \text{mass} \end{array} \right] \left[ \begin{array}{c} m \Omega v^2 \\ \text{velocity} \end{array} \right] \right]$$

It is equal to the energy expended (or work done) in applying a force of one newton through a distance of one meter (1 newton metre or N·m), or in passing an electric current of one ampere through a resistance of one ohm for one second

Energy  $\text{kg} \cdot \frac{\text{m}^2}{\text{s}^2}$

$$J = \frac{\text{kg} \cdot \text{m}^2}{\text{s}^2} = \text{N} \cdot \text{m} = \text{Pa} \cdot \text{m}^3 = \text{W} \cdot \text{s}$$

- Planck's Constant x frequency  $[\text{kg} \cdot \frac{\text{m}^2}{\text{s}}] \cdot \text{s}^{-1}$
- mass x velocity squared  $\text{kg} \cdot [\frac{\text{m}}{\text{s}}]^2$
- Momentum x velocity  $[\text{kg} \cdot \frac{\text{m}}{\text{s}}] \cdot \frac{\text{m}}{\text{s}}$





# Volts

[Joules per Coulomb]

The volt is the unit for electric potential (voltage), electric potential difference, and electromotive force.

$$V = \frac{W}{A} = \frac{J}{A \cdot s} = \frac{N \cdot m}{A \cdot s} = \frac{kg \cdot m^2}{A \cdot s^3} = \frac{kg \cdot m^2}{C \cdot s^2} = \frac{N \cdot m}{C} = \frac{J}{C}$$

A single volt is defined as the difference in electric potential across a wire when an electric current of one ampere dissipates one watt of power. It is also equal to the potential difference between two parallel, infinite planes spaced 1 meter apart that create a magnetic field of 1 newton per coulomb. Additionally, it is the potential difference between two points that will impart one joule of energy per coulomb of charge that passes through it

## Positive charge



$$1V = 1J/C$$

One Volt is defined as energy consumption of one joule per electric charge of one coulomb

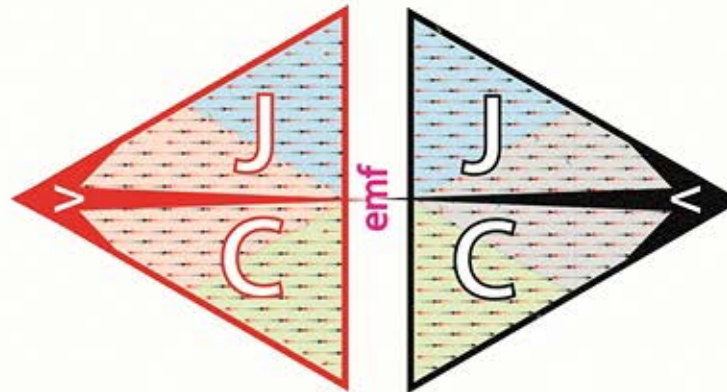
## Negative charge



$$1V = 1A \cdot 1ohm$$

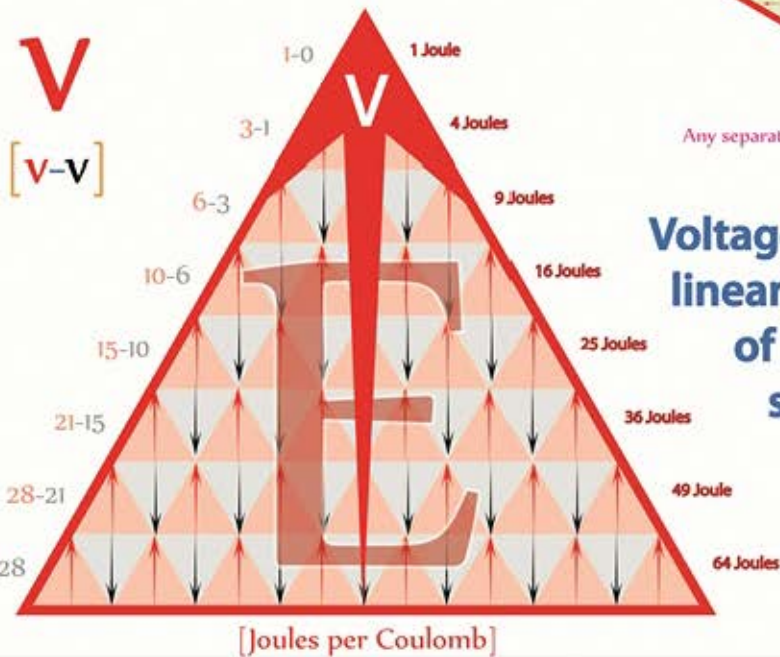
One volt is equal to current of 1 amp times resistance of 1 ohm

## Positive voltage

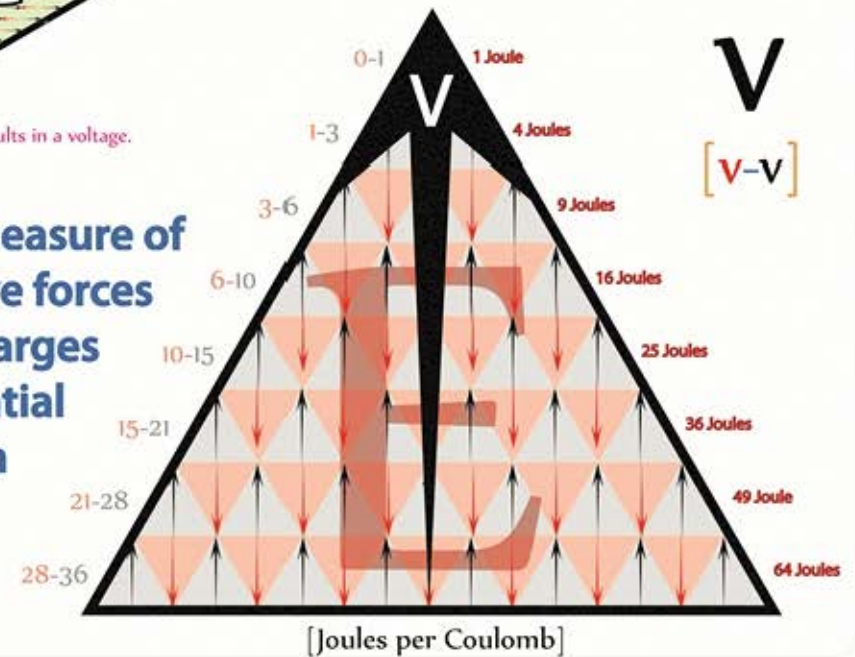


Any separation of electrostatic charges, results in a voltage. [Potential Difference]

## Negative voltage



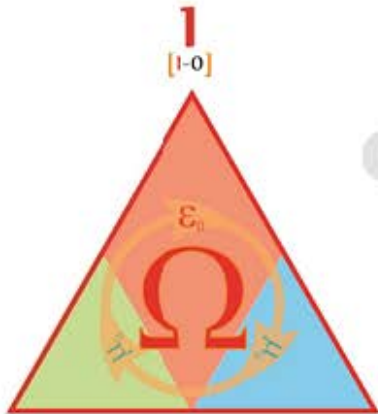
Voltage is a scalar measure of linear electromotive forces of separated charges seeking potential equilibrium



**Positive charged mass-energy**

**Charge is the equilateral geometry of Energy that gives form to all mass & Matter**

**Negative charged mass-energy**

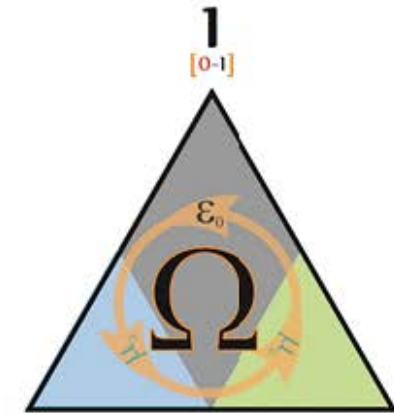


Clockwise inductive energy flux



charge

time



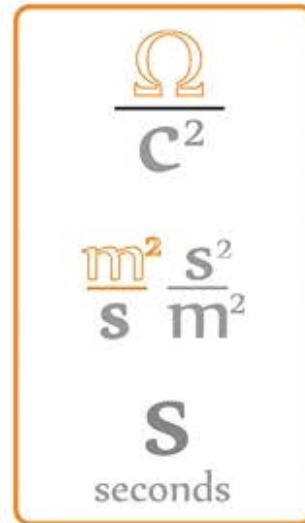
Counter clockwise energy flux

q

q



ElectroMagnetic Charge is a quantum property resulting from the equilateral QAM geometry of mass-Energy



t

t

1.33518 e-20 s

Changes to nett quantised angular momenta [charged mass-energies] within any space-time co-ordinate system forms the basis of time



The two ElectroMagnetic charge geometries possible can be created through tessellation of electrical energy in ideal inductive loops



**W+ boson integrals  
nett positive charged  
mass momenta**



$$Q$$

$$[v-v]$$

# Coulombs

are a measure of 2D charged mass geometries and the electromagnetic forces they produce per unit time

Charles-Augustin de Coulomb



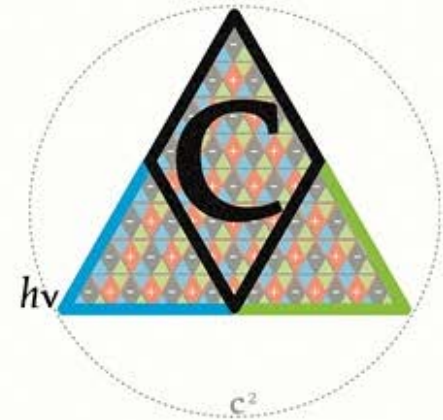
(14 September 1736 – 23 August 1806)

Derived in 1785 Coulomb's Law is a law of physics describing the electrostatic interaction between any two charged particles (and forms the basis for Ampere's Law)

$$Q$$

$$[v-v]$$

**W- boson integrals  
nett negative charged  
mass momenta**



*Electric forces*

$$m \frac{\Omega}{c^2}$$

*Magnetic forces*

**Coulombs**

The coulomb (unit symbol: C) is the SI derived unit of electric charge (symbol: Q or q). It is defined as the charge transported by a steady current of one ampere in one second:

**Amperes**

$$As$$



$$\frac{C}{s}$$

$$1A.1s$$

Interactive linear momenta of super-positioned E-fields creates Coulomb's force law

$$1F.1V$$

$$\frac{c^2}{sec}$$

$1C = 1A \cdot 1s$

1 COULOMB is a measure of linear 2D electric field energy momenta in EM field geometries

1 AMPERE is a measure of orthogonal 2D magnetic field forces produced by Matter topologies in motion

$1A = 1 \frac{C}{s}$

C

# quantised electrical energy momenta

1C is the quantity of charged masses which pass any point in a circuit in which a current of 1A flows for 1s

A

Coulombs


Amperes

kg.s

KG



linear acceleration energy momenta

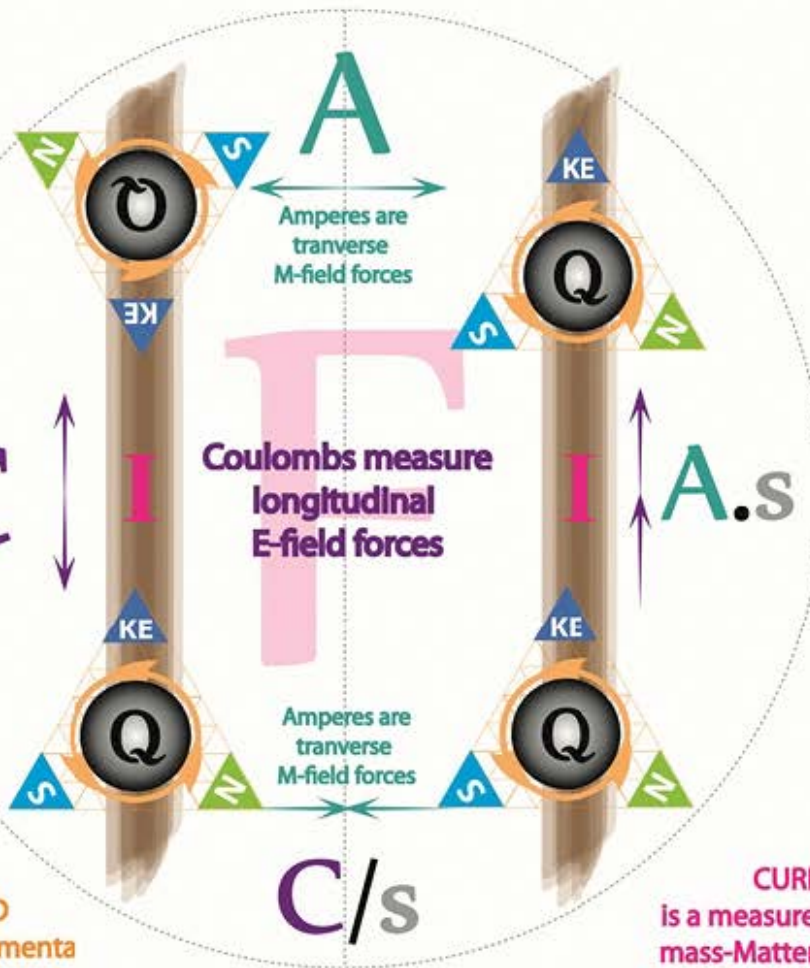


magnetic perturbation energy momenta

C

Coulombs measure longitudinal E-field forces

A.s



CHARGE is a measure of 2D quantised angular momenta [mass -Matter geometries]

CURRENT is a measure of charged mass-Matter geometries in motion

Q

Charge

$Q = I \cdot t$

quantity of charge = rate of flow of charge x time

I

Current



# Current

is a measure of charged Matter in motion in a circuit per unit of Time

An elementary charge is  
1.602216081 e-19 C

**C**

**Coulombs**

It is defined as the charge transported by a steady current of one ampere in one second.

The amount of electric charge passing a point per unit time

**A**

**Amperes**

6.2413354 e18 electrons passing a given point each second constitutes one ampere.

charged masses

**kg.s**

1.33518 e-20 kg.s

7.489626 e19 kg

Matter

**KG**

The 2D linear mass-energy momenta capable of accelerating charged particles

The transverse magnetic forces produced by Matter in motion



The ampere is a measure of the amount of charge topologies passing a point in an electric circuit per unit time with  $6.241 \times 10^{18}$  electrons, or one coulomb per second constituting one ampere

$1C = 1A \cdot 1s$

**As**

Electric current is a measure of the flow of electrically charged mass-Matter in a circuit as a result of an electrical Voltage potential

$1 A = 1 \frac{C}{s}$

**C**  
**S**

	<b>5.524527227 e-12 kg</b>	
Charged mass	1 second	Matter in motion
	<b>6.241355408 e18 electrons</b>	

Voltage [emf] is a measure of the energy momenta per coulomb available to exert a force on charged Matter in a circuit



Charges flow in ONE direction

CURRENT [Charged mass-Matter flow]  $I = \frac{V}{R}$  VOLTAGE [Energy momenta pressure] RESISTANCE [electrical conductivity]

Positive charges moving in one direction produce the same magnetic B fields as negative charges moving in the opposite direction

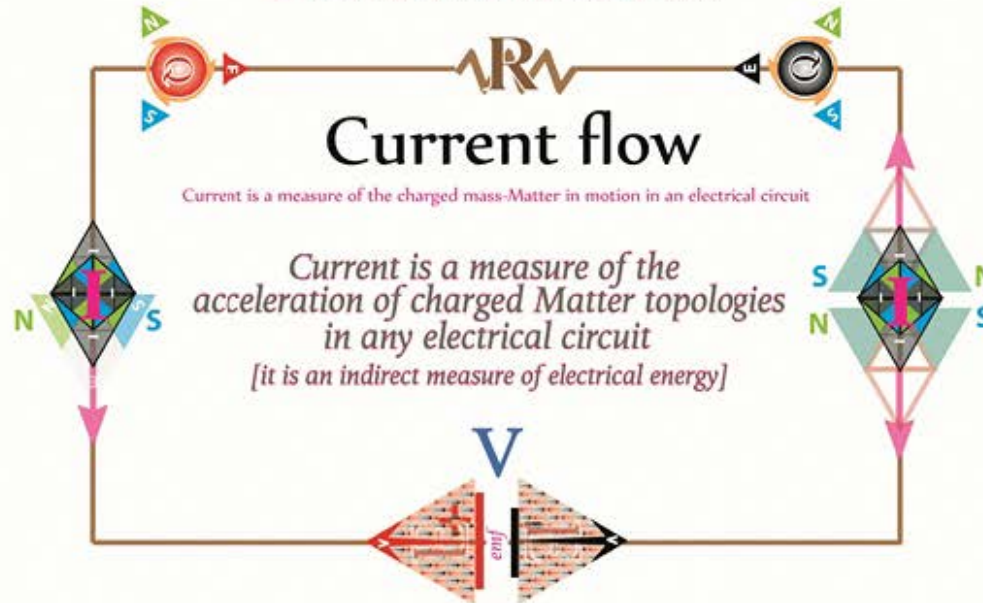


Charges change direction periodically



Electrostatic charges

The velocity of the charges in a circuit is proportional to the value of electric current



Charges in motion

Current flow produces magnetic fields around conductive wires

kg.s

Conventional current flow

6.241355408 e18 electrons per sec  
Amperes

Electron current flow

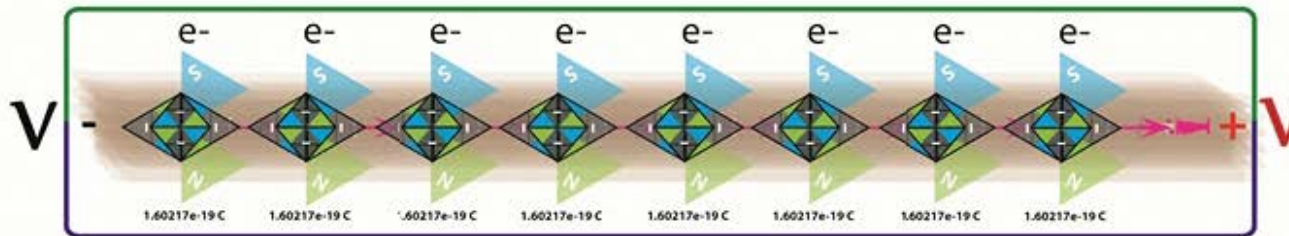
KG

Charge

$1C = As$

coulomb

1C is defined as one amp second



5.524527227 e-12 kg/s

Current

$\frac{C}{S} = 1A$

amperes

1A is defined as 1 Coulomb per second



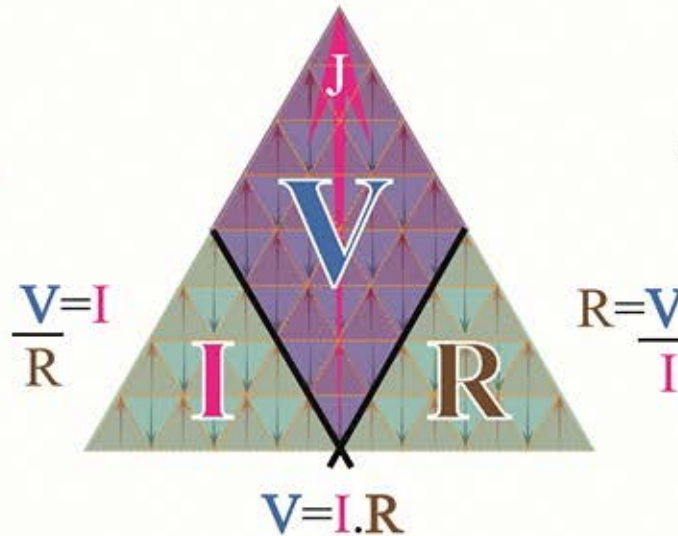
The electrical resistance of a conductor is a measure of how much it opposes the passage of an electric current through it

# OHM'S Law



$$\epsilon = \rho J$$

Electric field      resistivity      Current density  
General vector equation



$$P = I \cdot V = I^2 \cdot R$$

Power is the amount of current times the voltage level at a given point measured in watts.

Current is the flow of charged mass-Matter resulting from an electromotive force

Resistance determines how much current will flow through a conductor

Current [I.V] Voltage  
POWER  
Current squared [I<sup>2</sup>R] Resistance

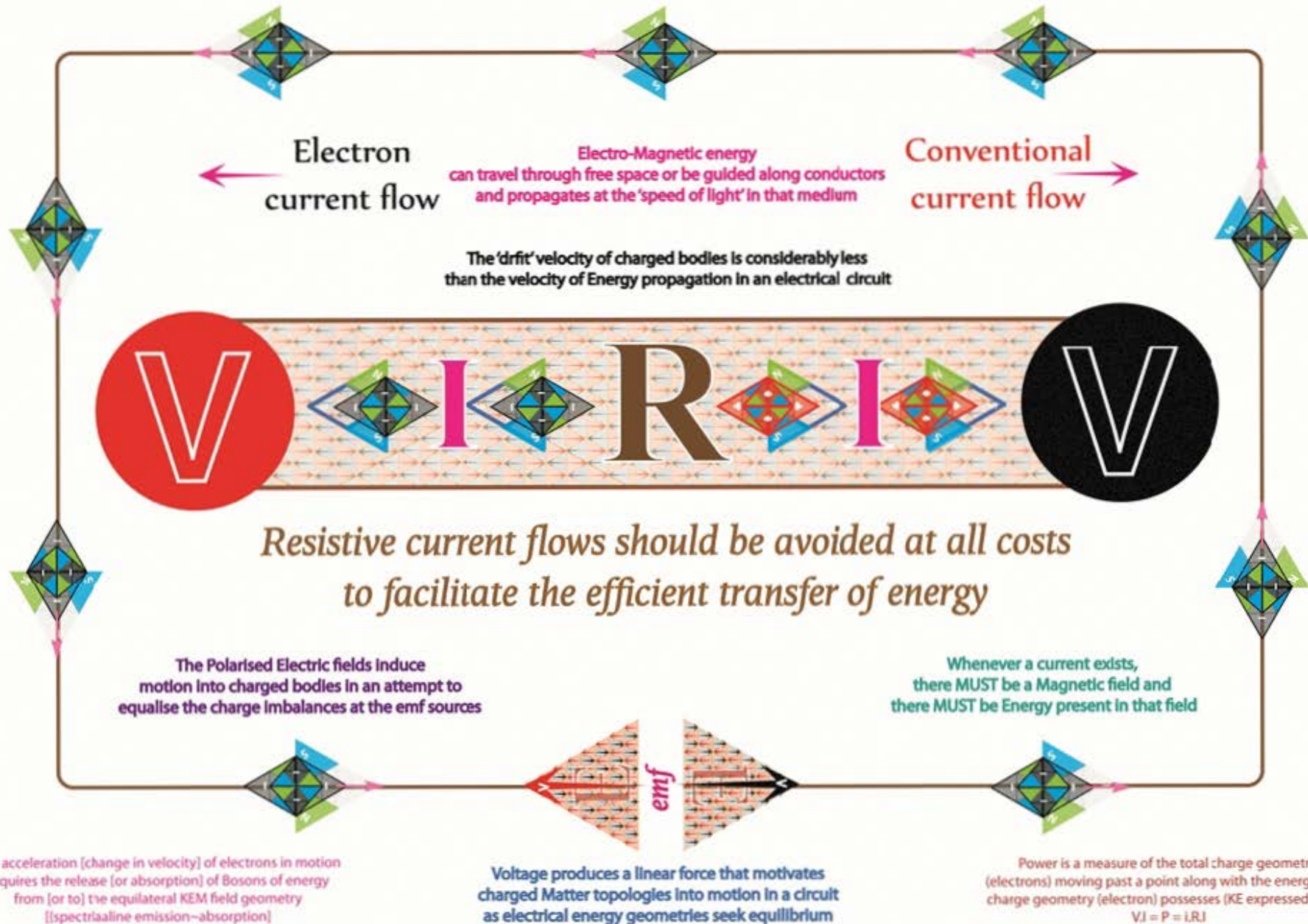
Ohm's law states that the current through a conductor between two points is directly proportional to the potential difference across the two points.



By introducing the constant of proportionality, Resistance, one arrives at the usual mathematical equation that describes this relationship

Voltage is the force motivating charges to "flow" in a circuit, it is measured as the difference in electrical potential between two points in a circuit

# Electrical Resistance





James Prescott Joule verified Ohm's Law and determined that the heat delivered by a conductor is directly proportional to its resistance and to the square of the current through it.

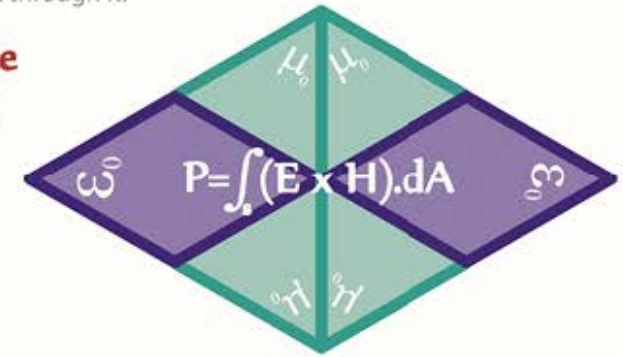


All energy is comprised of 2D charged masses

**He defined Power physically to be the rate at which electrical energies are created or transferred in an electric circuit**

## Electrical Power

*Power is the integral of the cross-product of all electrical and magnetic field vectors produced by scalar energy momenta within a specific area defined by time*



The scalar surface integral of the Poynting vector.

The SI unit of power is the watt, one joule per second.



Electrical power flows wherever Electric and Magnetic fields exist together and change over time

emf Voltage

The potential to do work

**P = V.I**

Charge geometry Q

3D mass-Matter M  
topologies

RE Relativistic mass-energies densities

KE Kinetic mass-energies of motion

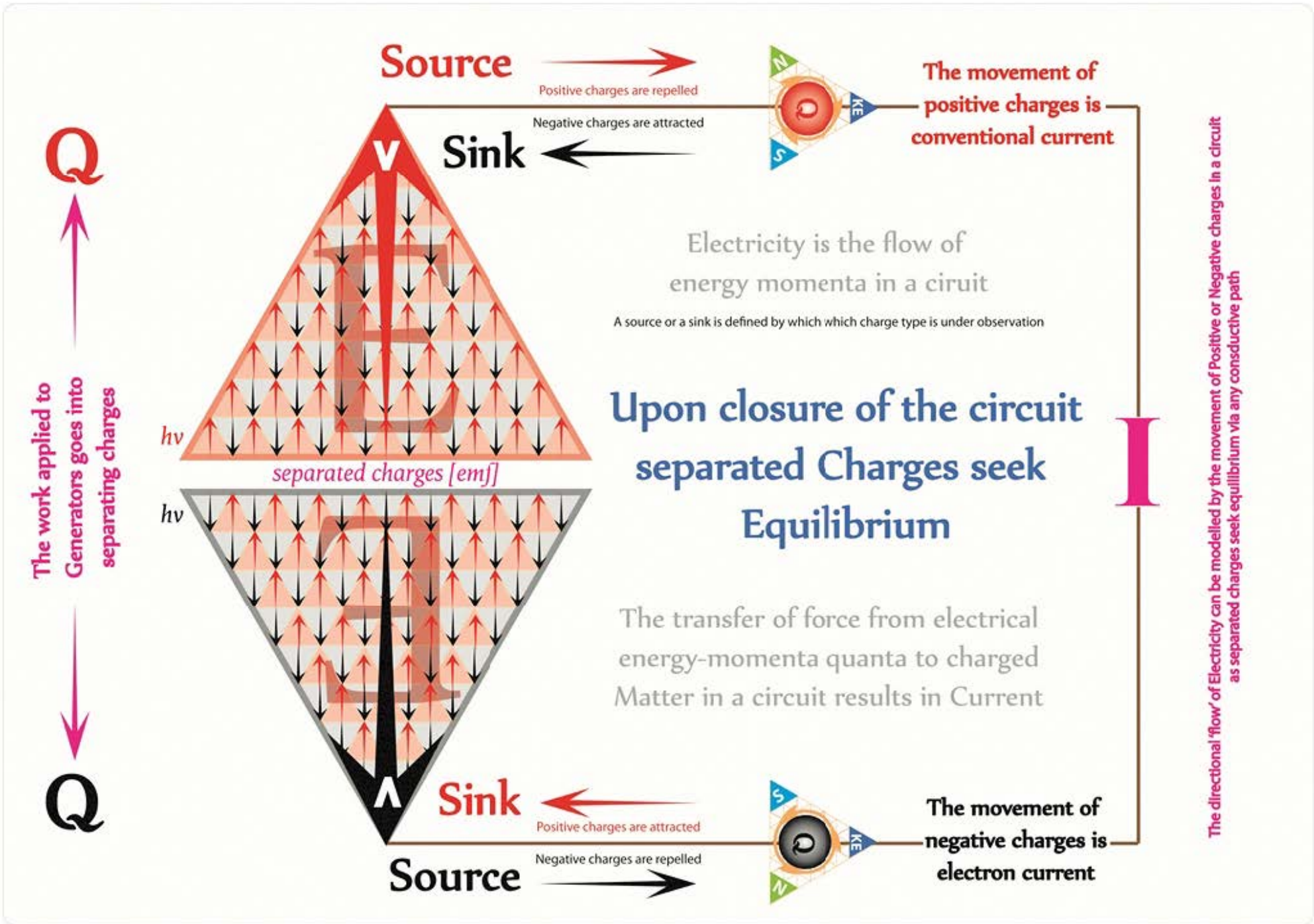
**I<sup>2</sup>.R = V<sup>2</sup>/R**

Resistance

[0-12]  
1.2e 20

The Inertial mass of Matter

*Electrical power propagates at the speed of light in an electrical circuit [dependent on the voltage source]  
electrons have a vastly slower 'drift' velocity resulting from their inertial interaction with energy momenta of the Voltage [emf] field*





# EM Inductive circuits

Current is produced in a conductor when it is moved through a magnetic field because the neutralised Electric field lines are applying a emf on the free electrons in the conductor and causing them to move.

The process of generating current in a conductor by placing the conductor in a changing magnetic field is called induction

**The stronger the Magnetic dipole the greater the potential emf**

$$|\mathcal{E}| = N \left| \frac{d\Phi_B}{dt} \right|$$

Magnetic Dipole strength is dependent on:

**The total Number of turns in the Inductor & the current flowing through the circuit**

Neutral Electric field with Magnetic dipole

Magnetic Dipole with Neutral Electric field

Electricity is the flow of Energy between separated Charge potentials when an electric circuit is formed measured In Volts [Joules/C]

The Electrical emf created by the energy momenta comprising the neutral EM field will cause electrons to flow in a conductor

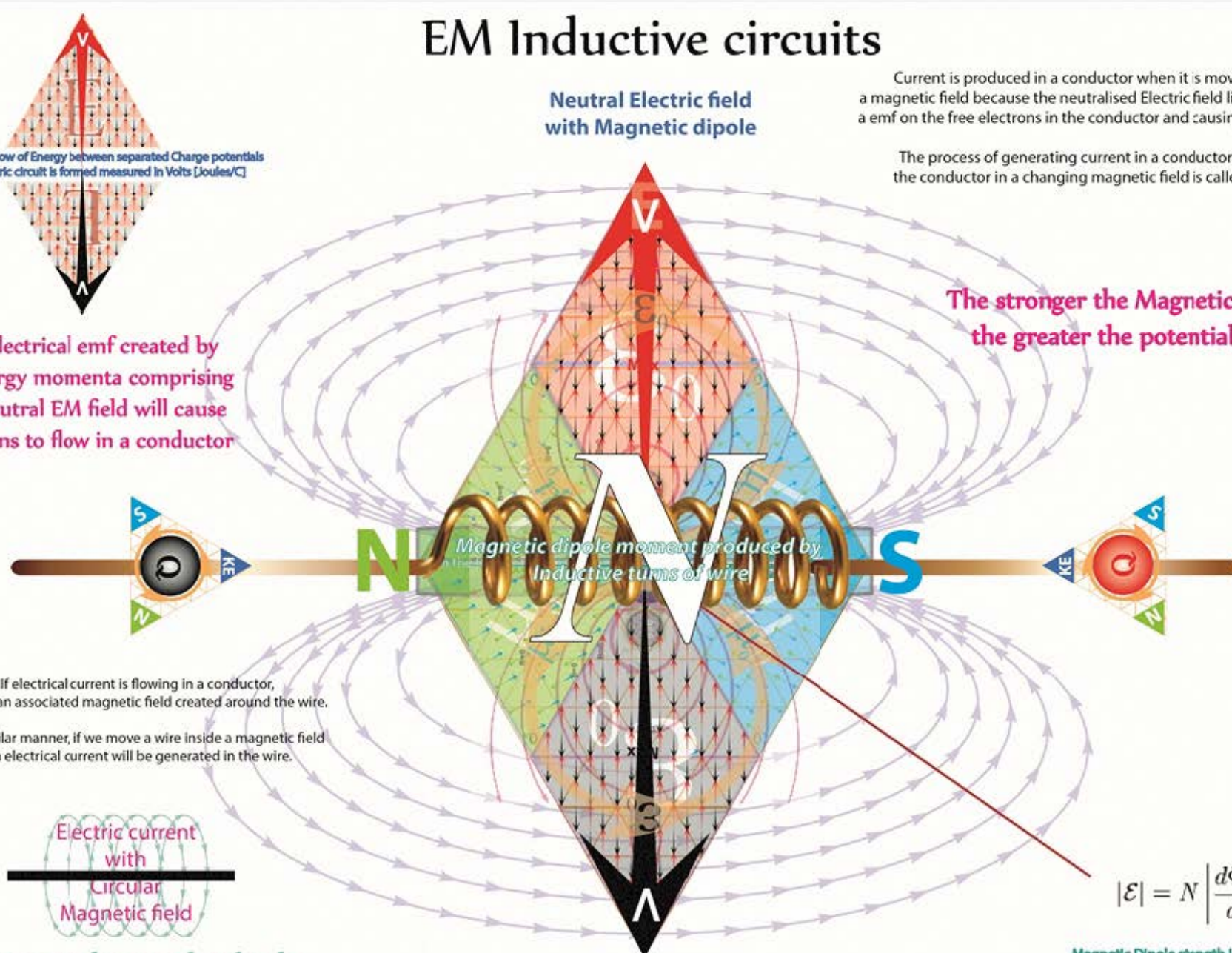
If electrical current is flowing in a conductor, there is an associated magnetic field created around the wire.

In a similar manner, if we move a wire inside a magnetic field an electrical current will be generated in the wire.

Electric current with Circular Magnetic field

Magnets can be considered to be static stores of potential [emf fields]

Magnetic dipole moment produced by Inductive turns of wire



# Electron Volts

The electron volt can also be used as a unit of mass-energy by applying Einstein's relation  $E = mc^2$ .

For example, the rest mass-energy of electron topologies if 496,532 eV (496.532 MeV).

Chemically, for 1 mole of electrons  
1 eV ~ 100 kJ mol<sup>-1</sup> (96.49 kJ mol<sup>-1</sup>)

## eV

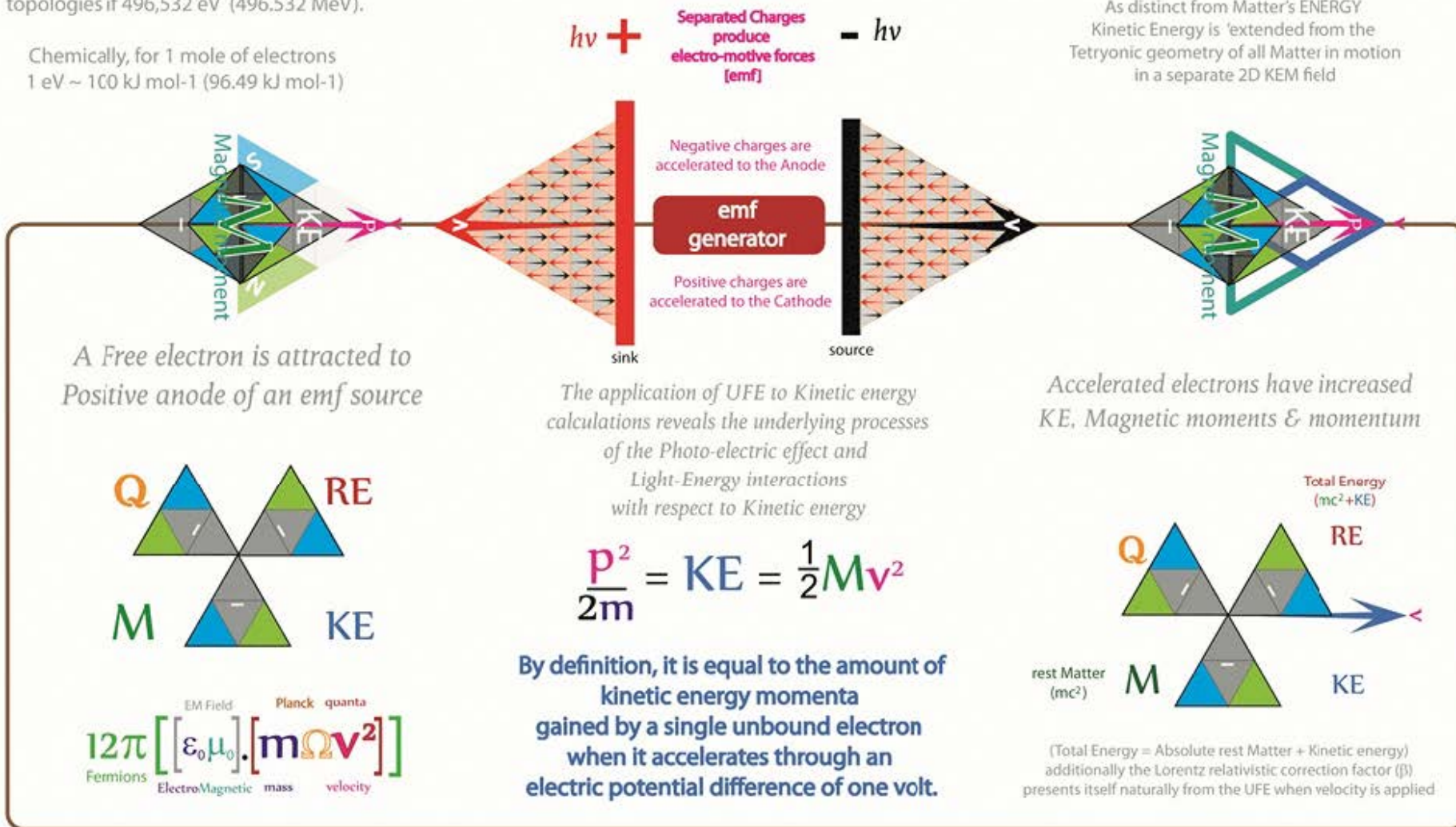
A unit of energy equal to the work required to move one electron through a potential difference of 1 volt.

An Electron Volt is also a measure of Electrical Kinetic Energy

$$\frac{1}{2} \left[ 4\pi \left[ \left[ \epsilon_0 \mu_0 \right] \cdot \left[ m \Omega v^2 \right] \right] \right]$$

Tetryons      EM Field      ElectroMagnetic      Planck quanta      mass      velocity

As distinct from Matter's ENERGY Kinetic Energy is 'extended' from the Tetryonic geometry of all Matter in motion in a separate 2D KEM field

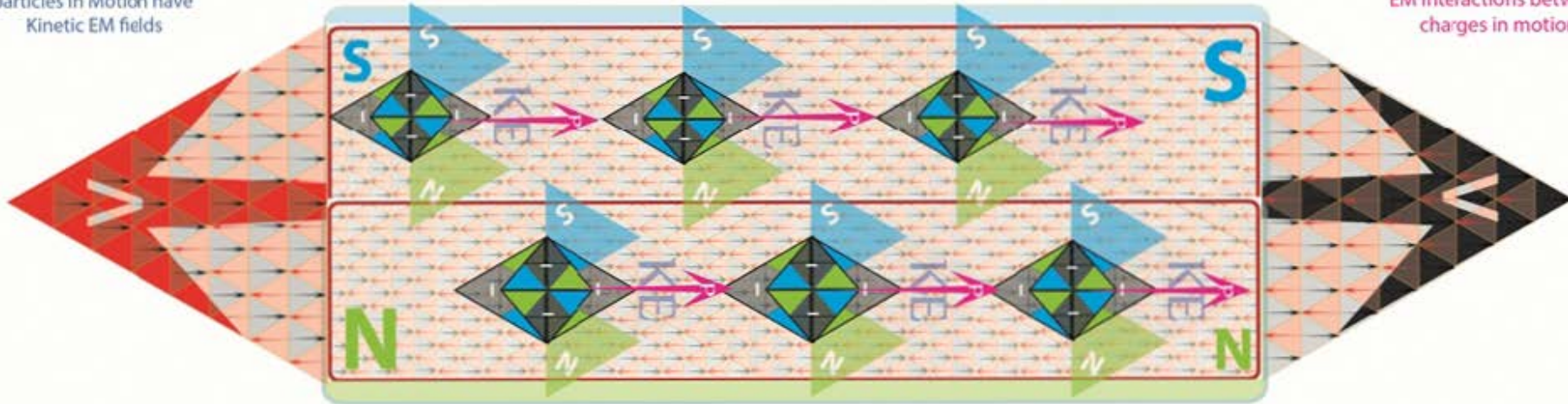




All electro-statically charged particles in Motion have Kinetic EM fields

Direct Currents result in attractive co-linear Magnetic fields


KEM fields facilitate EM interactions between charges in motion



$12$   
 $(0-12)$   
 $e^-$    $mc^2$   
 $1.2 e20$   
 rest Matter

## The Skin Effect

Skin effect is the tendency of an alternating electric current (AC) to distribute itself within a conductor with the current density being largest near the surface of the conductor, decreasing at greater depths

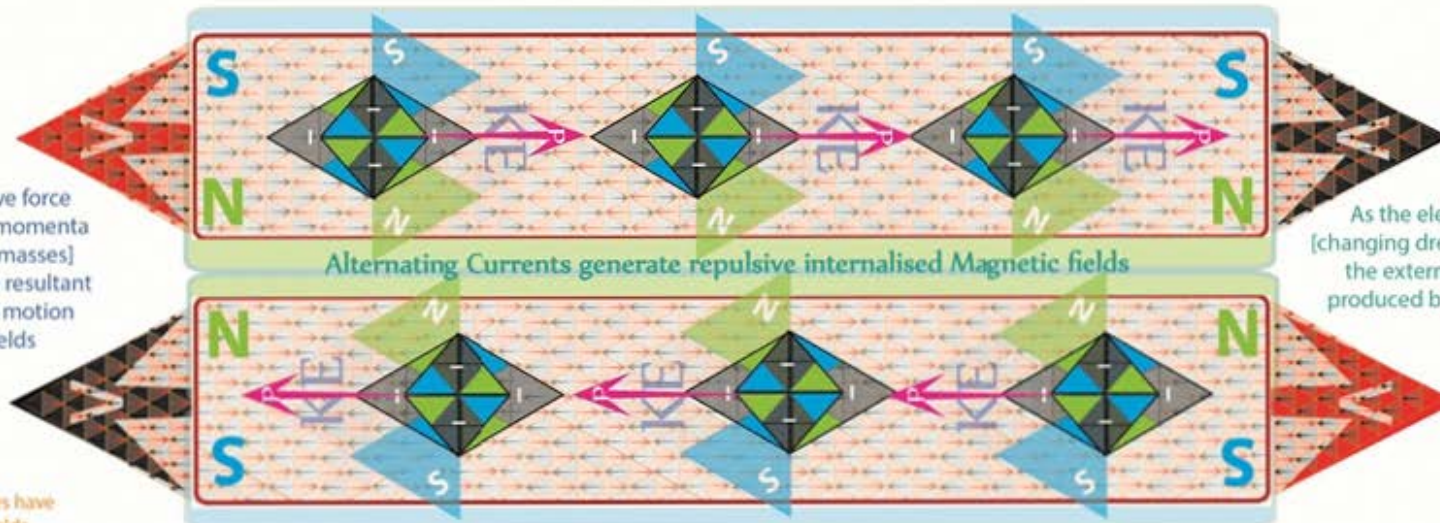

 Total Energy  
 $KE mc^2 + Mv^2$

As the electromotive force (Electric field energy momenta driving the charged masses) alternates so does the resultant electron direction of motion and their KEM fields

Alternating Currents generate repulsive internalised Magnetic fields

As the electric Current alternates (changing direction of charge movement) the external Magnetic field vector produced by the electronic KEM fields also alternate

Stationary Charged particles have neutralised Magnetic fields





# EM fields of particles in Motion

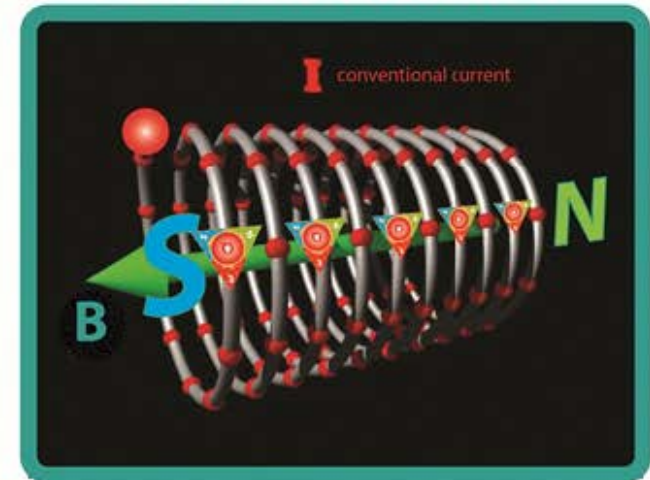
Positive charged quanta traveling anti-clockwise in a solenoid creates a North-South magnetic field orientated in the direction shown




Negative charged quanta create a reversed Magnetic dipole field and reversing the direction of particle motion also reverses the magnetic vector



## Solenoidal Motion



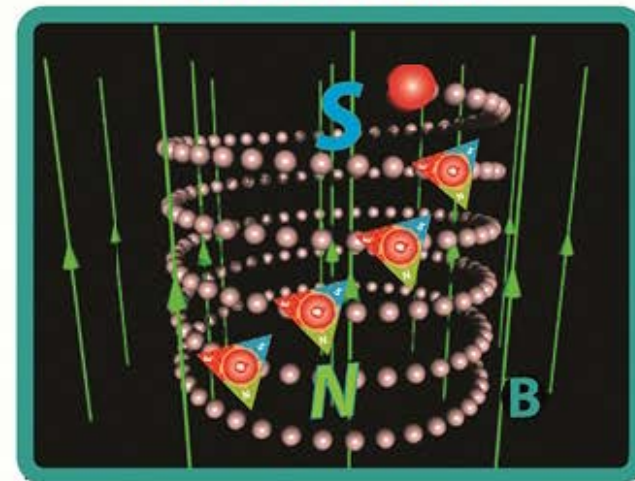
Charged particles moving in a spiral produce a Circular Magnetic field



## Toroidal Motion

A toroidally wound conductor produces a Circular Magnetic field

## Helical Motion



Motion in a Magnetic field



# Inductors

An inductor (also choke, coil, or reactor) is a passive two-terminal electrical component that stores energy in its magnetic field.

For comparison, a capacitor stores energy in an electric field, and a resistor does not store energy but rather dissipates energy as heat.

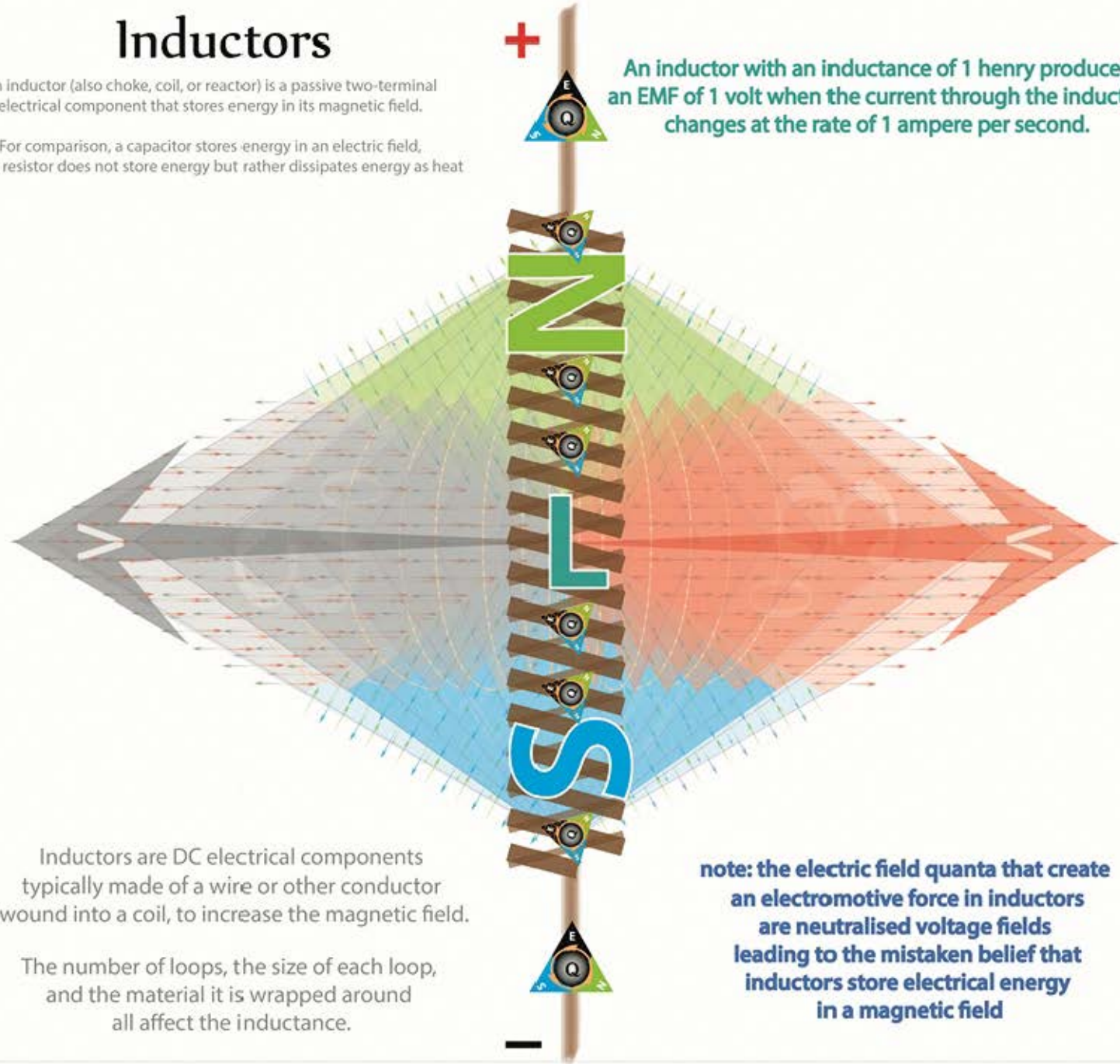
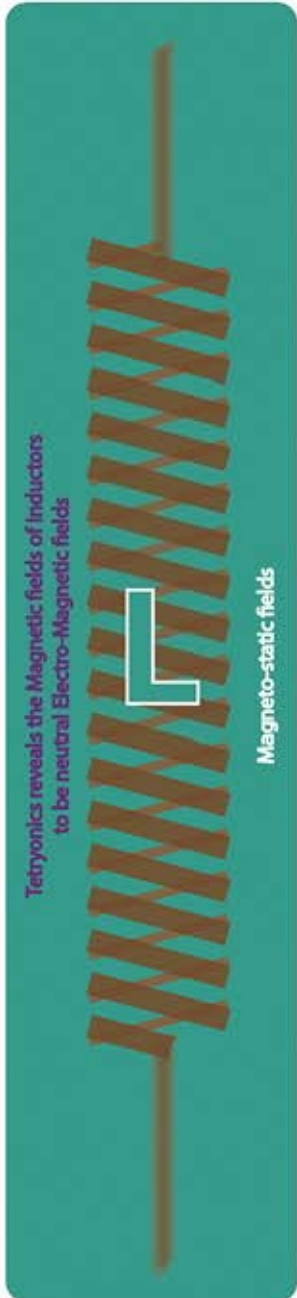
**When the current flowing through an inductor changes, a time-varying electromagnetic field is created around the coil, and a changing emf voltage is formed**

Inductors are DC electrical components typically made of a wire or other conductor wound into a coil, to increase the magnetic field.


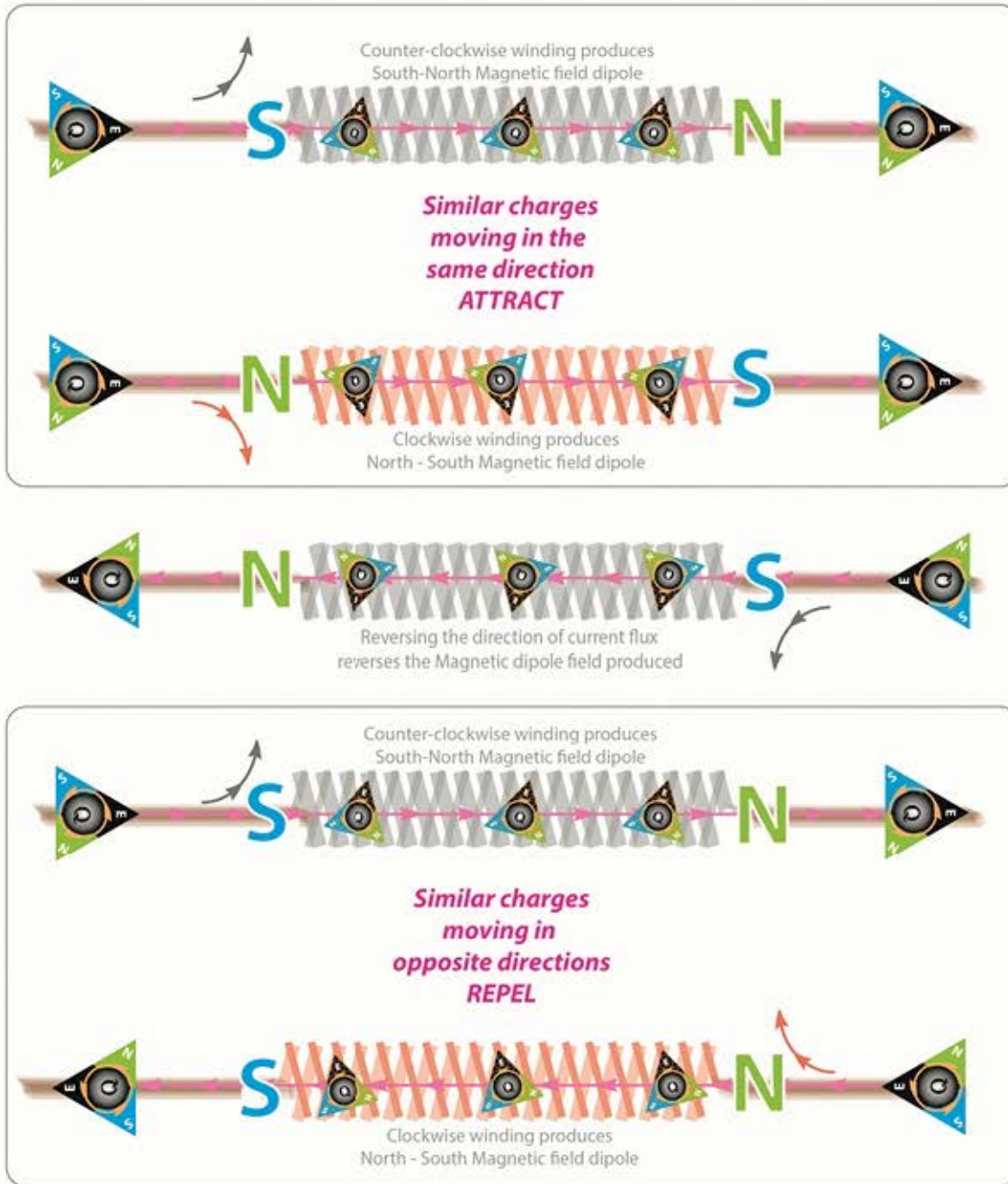
The number of loops, the size of each loop, and the material it is wrapped around all affect the inductance.

**An inductor with an inductance of 1 henry produces an EMF of 1 volt when the current through the inductor changes at the rate of 1 ampere per second.**

**note: the electric field quanta that create an electromotive force in inductors are neutralised voltage fields leading to the mistaken belief that inductors store electrical energy in a magnetic field**



# Charges moving in an Inductive winding



This is best viewed using physical models.



# Capacitors

Changing Electric fields  
create  
changing Magnetic fields

A capacitor is a passive two-terminal AC electrical component  
used to store alternating electrical energy in an electric field.  
It blocks the block of direct currents.

Changing Magnetic fields  
create  
changing Electric fields

Capacitors store & pass electrical energy as charged 2D masses

Capacitors store EM Energy  
as transverse Bosons

Capacitors store charged  
masses between their plates



Charged Matter [current] does not  
flow between the plates  
of a Capacitor

ODD.hv charge

A common form of energy storage device is a parallel-plate capacitor whose  
capacitance is directly proportional to the surface area of the conductor plates  
and inversely proportional to the separation distance between the plates.

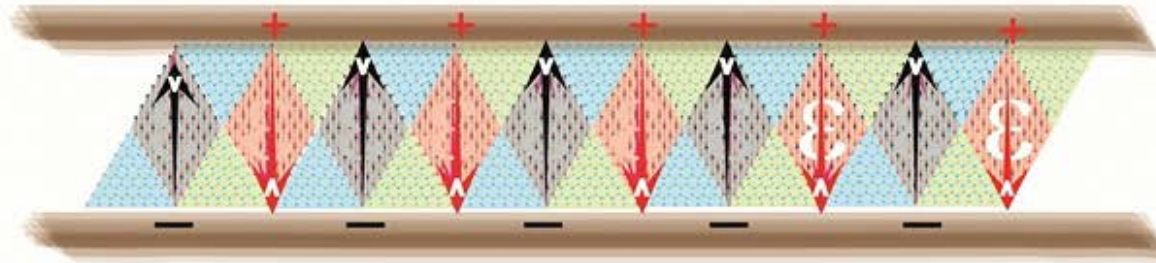
volts  $hv^2$

## Capacitance

# Capacitance


The SI unit of capacitance is the farad (symbol: F), named after the English physicist Michael Faraday

**In general any separated charges will create a emf voltage**

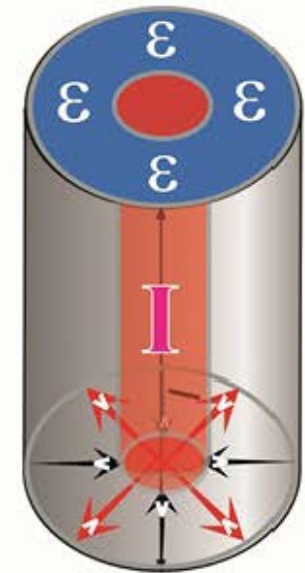


Any two electrical conductors separated by a non-conducting (or very high resistance) medium is a capacitor [these can be plates, conductive wires or coaxial cables etc]

Plate capacitors



Coaxial cables



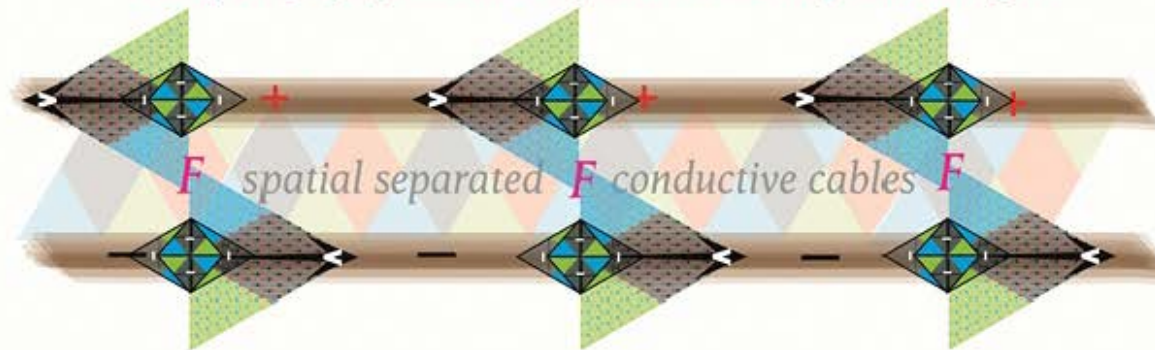
Capacitance is the ability of a body to store an electrical charge.

$$C = \frac{Q}{V}$$

Any object that can be electrically charged exhibits capacitance

A 1 farad capacitor when charged with 1 coulomb of electrical charge will have a potential difference of 1 volt between its plates.

should a current flow in the conductors the capacitive field will be dominated by orthogonal, superpositioned Amperian M-fields of greater strength

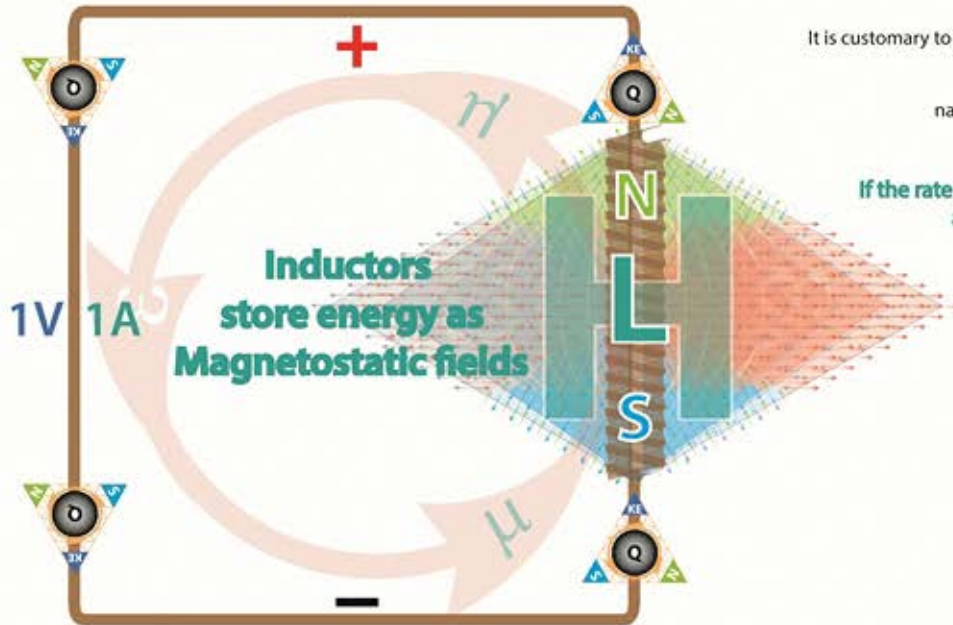


*F* spatial separated *F* conductive cables *F*

Capacitance is a function only of the physical dimensions (spatial geometry) of conductors and the permittivity of the dielectric separating them



# Inductive and Capacitive energy storage



It is customary to use the symbol L for inductance, in honour of the physicist Heinrich Lenz.

In the SI system the unit of inductance is the Henry, named in honor of the scientist who discovered inductance, Joseph Henry.

If the rate of change of current in a circuit is one ampere per second and the resulting electromotive force is one volt, then the Inductance of the circuit is one henry

$$v_m = \sum_{n=1}^K L_{m,n} \frac{di_n}{dt}$$

The voltage across an inductor is equal to the product of its inductance and the time rate of change of the current through it

Joseph Henry



[17 December 1797 – 13 May 1878]

Michael Faraday



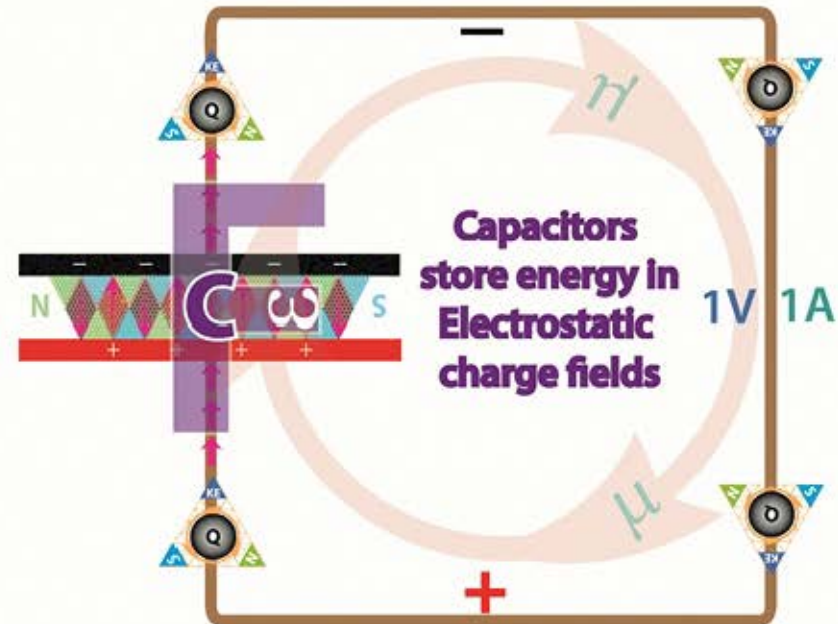
[22 September 1791 – 25 August 1867]

The SI unit of capacitance is the farad (symbol: F), named after the English physicist Michael Faraday

a 1 farad capacitor when charged with 1 coulomb of electrical charge will have a potential difference of 1 volt between its plates.

$$W_{\text{stored}} = \frac{1}{2} CV^2 = \frac{1}{2} \epsilon_r \epsilon_0 \frac{A}{d} V^2$$

Capacitance is the ability of a body to store an electrical charge. Any object that can be electrically charged exhibits capacitance.



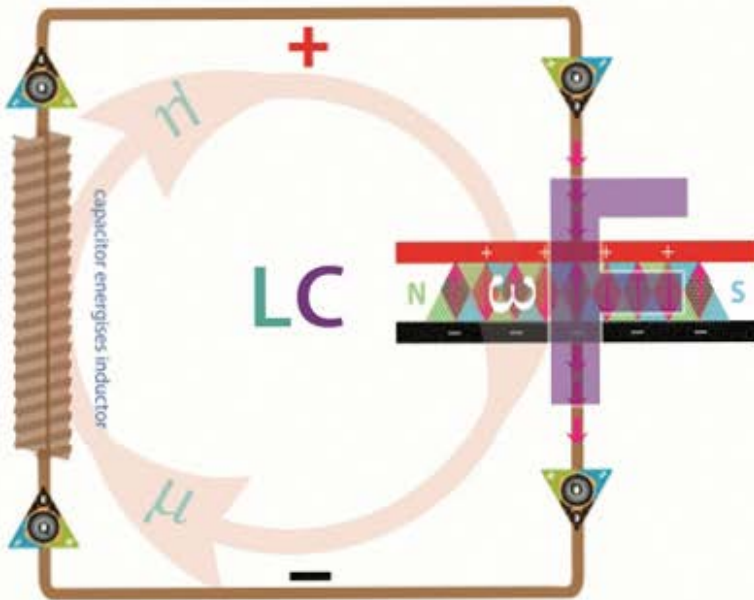
# Inductive - Capacitive circuits

An LC circuit, also called a resonant circuit, tank circuit, or tuned circuit, consists of an inductor, represented by the letter L, and a capacitor, represented by the letter C.

LC

When connected together, they can act as an electrical resonator, an electrical analogue of a tuning fork, storing energy oscillating at the circuit's resonant frequency

These LC circuits are idealised models assuming there is no dissipation of energy due to resistance over time, with the circular EM vectors representing electron current flow in the circuit and its translation between inductive and capacitive forms of energy storage.



If a charged capacitor is connected across an inductor, charge will start to flow through the inductor, building up a magnetic field around it and reducing the voltage on the capacitor.

Eventually all the charge on the capacitor will be gone and the voltage across it will reach zero.

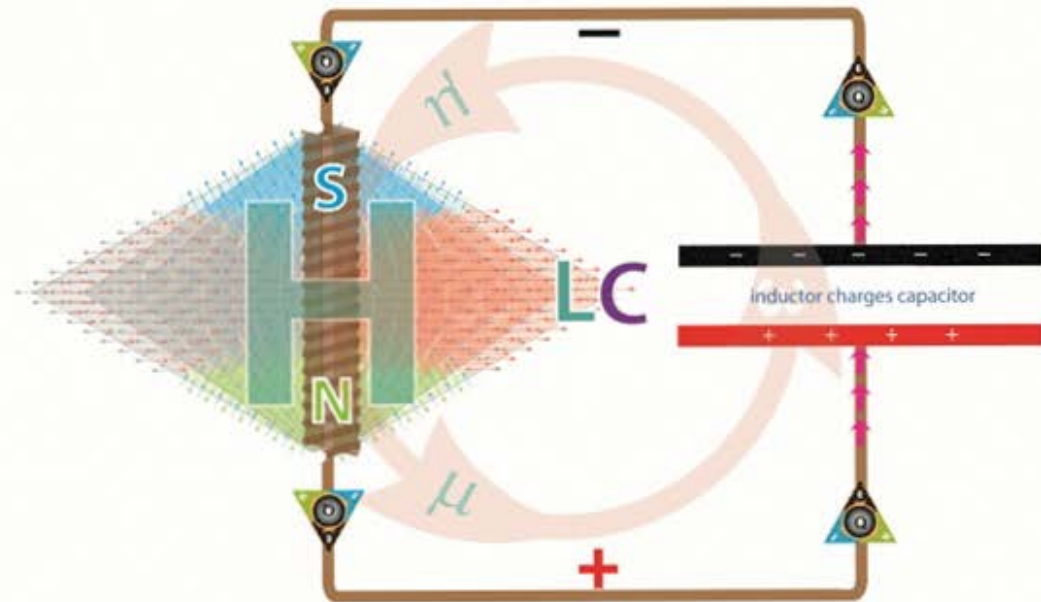
However, the current will continue, because inductors resist changes in current.

The energy to keep it flowing is extracted from the magnetic field, which will begin to decline.

The current will begin to charge the capacitor with a voltage of opposite polarity to its original charge.

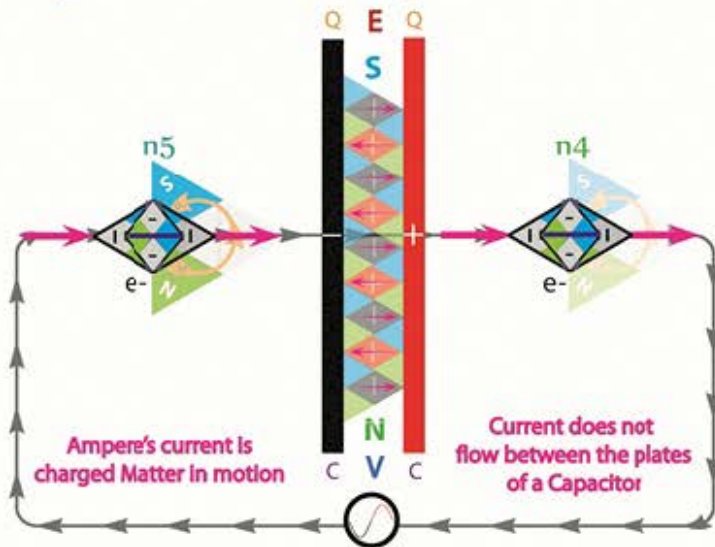
When the magnetic field is completely dissipated the current will stop and the charge will again be stored in the capacitor, with the opposite polarity as before.

Then the cycle will begin again, with the current flowing in the opposite direction through the inductor.



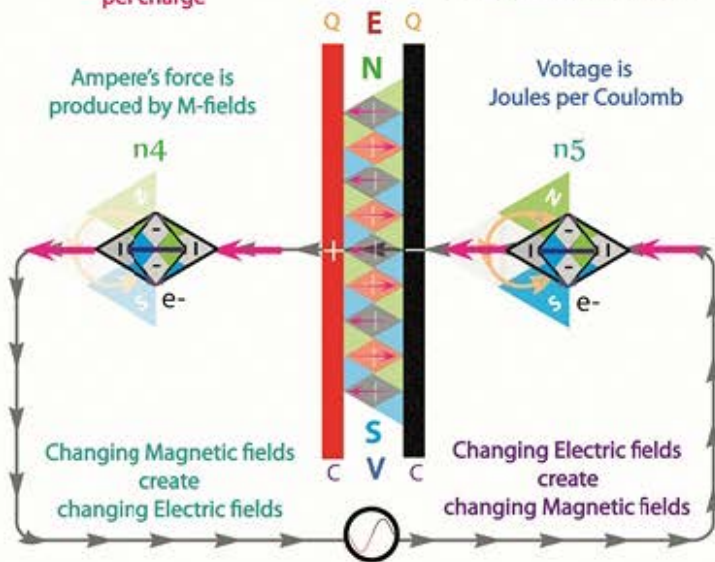


### Capacitors store EM Energy as transverse Bosons



Capacitors store Energy as Joules per charge

Capacitors store & pass energy as charged masses



### Capacitors store charged masses between their plates

## Displacement Current

Maxwell's displacement current is better termed a 'displacement voltage' in light of the fact the charged Matter does not move/flow between the charged plates of a capacitor only the charged mass-energies.

Changing Electric fields produce changing Magnetic fields and vice versa as a direct result of their respective E&M field geometries within the Planck quanta of EM fields

$$\nabla \times \mathbf{B} = \epsilon_0 \mu_0 \frac{\partial \mathbf{E}}{\partial t} + \mu_0 \mathbf{J},$$

As opposed to Maxwell's view of a 'stretching ether' that stores energy between the capacitive plates



Equilateral energy momenta is stored compressively in the inductive quantum fields [ZPF] as it increases, and is released via charged exchange W-Bosons



Producing a capacitive region of ElectroMagnetic fields and stress energies

$$\mathbf{J}_D = \epsilon_0 \frac{\partial \mathbf{E}}{\partial t}$$

'Displacement Currents' between charged surfaces are produced by a increasing Electric Field component that seeks equilibrium

*It must be carefully borne in mind that we have made only one step in the theory of the action of the medium. We have supposed it to be in a state of stress, but we have not in any way accounted for this stress, or explained how it is maintained. This step, however, seems to me to be an important one, as it explains, by the action of the consecutive parts of the medium, phenomena which were formerly supposed to be explicable only by direct action at a distance.*

Maxwell - On Physical Lines of Force (1861)

# mass



$$\frac{E}{c^2} = m$$

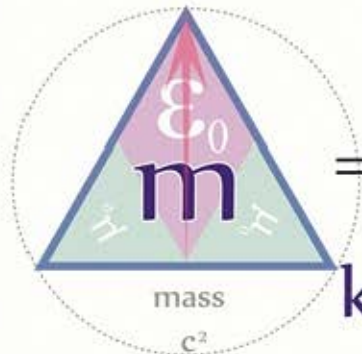
mass-energy momenta in a 2D-equilateral geometry

Radiant waveform  
EM mass-energies

$$n\pi \left[ \left[ \begin{matrix} \text{EM Field} \\ \varepsilon_0 \mu_0 \end{matrix} \right] \cdot \left[ \begin{matrix} \text{Planck quanta} \\ m \Omega v^2 \end{matrix} \right] \right]$$

mass      ElectroMagnetic mass      velocity

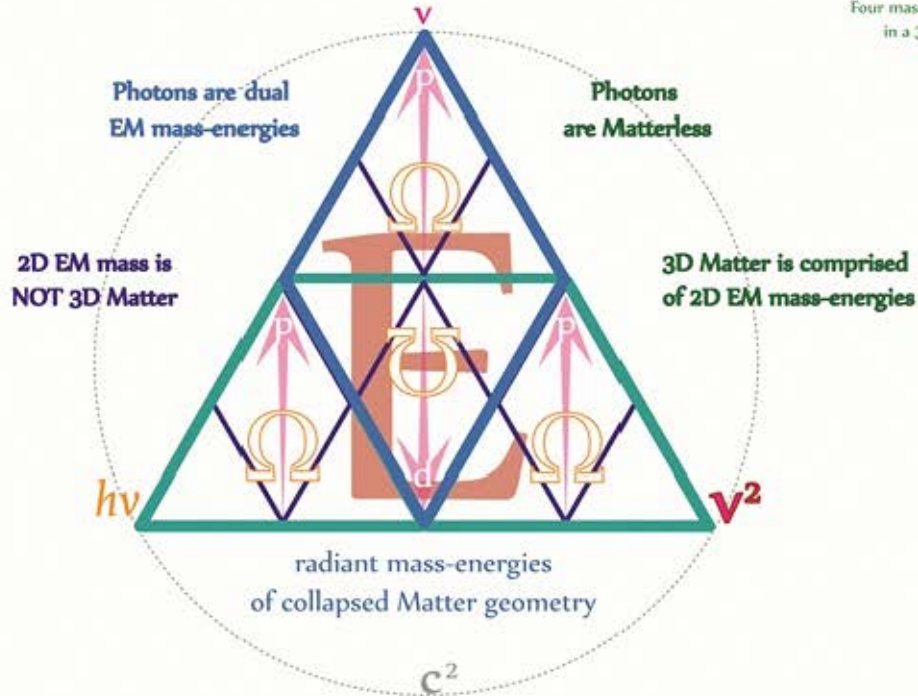
$\rho$ /second



$$= m \Omega \left[ \frac{v^2}{c^2} \right] \text{ kg}$$

$$m c^2 = E = M c^4$$

A clear geometric distinction can now be made between EM mass geometries and standing wave Matter topologies



$$\frac{4\pi m}{c^2} = M$$

Radiant EM masses      Standing-wave mass-Matter

massless particles are a scientific misnomer and massless must now be re-termed Matterless

# Matter

$$M = \frac{E}{c^4}$$

Four mass-energy momenta in a 3D tetrahedral topology

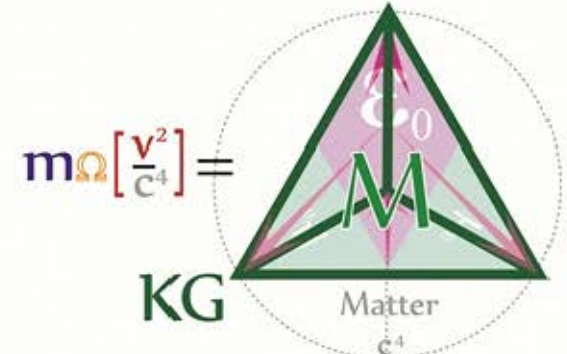


Standing waveform  
EM energies

$$T\pi \left[ \left[ \begin{matrix} \text{EM Field} \\ \varepsilon_0 \mu_0 \end{matrix} \right] \cdot \left[ \begin{matrix} \text{Planck quanta} \\ m \Omega v^2 \end{matrix} \right] \right]$$

Matter      ElectroMagnetic mass      velocity

$\rho$ /second<sup>2</sup>



$$m \Omega \left[ \frac{v^2}{c^4} \right] = \text{KG}$$



# de Broglie Matter-waves


*In quantum mechanics, a Matter wave or de Broglie wave is the probabilistic electromagnetic quantum wave-form created by the Planck elements constituting Matter*

Relativistic mass-energy is the total sum of all Planck energy momenta in any spatial co-ordinate system



EM CHARGE provides the foundational interaction geometry for all mass & Matter

All EM waves and Matter are made up of integral Planck quanta [any imbalance results in Charge] as the number of Planck quanta increases their associated wavelengths decrease



The relativistic stress tensor mass-energies of Matter in motion is the sum of its standing-wave mass-Matter topology and its Lorentz corrected kEM field mass-energy geometries



3D MATTER is the charged topology created by standing-waves of 2D mass-energies

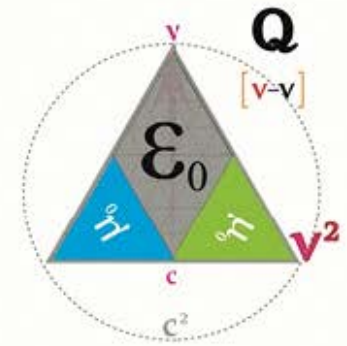
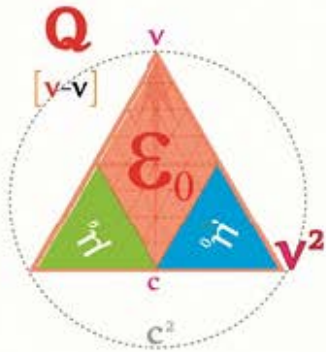
*Kinetic EM mass-energy levels depend on the velocity of the Matter particle in motion [in Matter energy travels in a standing wave at the speed of Light]*

Kinetic EM fields are the mass-energy fields created by Matter in motion



The rest mass-energy geometries comprising all Matter topologies are velocity invariant

# Material EM masses deBroglie wavelength & Compton frequency



Any increase in Energy quanta results in a decrease in EM mass quanta wavelengths

In Matter all energy propagates at c

$$mv^2 = E = hv^2$$

in Standing wave Matter  
 $v=c$

Number of Quanta comprising rest Matter



Compton Frequency

$$\frac{mc^2}{h} = 1 \times 10^{19}$$

Electron Compton Frequency  
=  $1.2 \times 10^{20}$  quanta



$v^2$

Wavelength of Quanta comprising rest Matter



de Broglie wavelength

$$\frac{h}{mc} = 2.99792456 \times 10^{-11} \text{ m}$$

Electron de Broglie wavelength  
=  $4.002769142 \times 10^{-11} \text{ m}$



$\lambda$

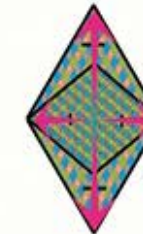
Linear momentum of standing wave Energy comprising Matter



Intrinsic Particle Momenta

$$mc = 2.211340633 \times 10^{-23} \text{ Ns}$$

Intrinsic Electron momenta  
=  $2.95253793 \times 10^{-19} \text{ Ns}$



$p$

The Compton frequency, deBroglie wavelength and Energy momenta of any physical system are all related through the speed of Energy [c]

The examples above are for stationary Electrons  
any motion will NOT affect the results for the electron itself  
(however a extended KEM field will be produced by the motion and its properties will be affected by changes in velocity)

In Lorentz invariant Matter the standing wave Energy always propagates at the speed of Light [c] (with the KEM field subject to Lorentz corrections)



# KEM Quantum levels

Free electron  
 n9  **769<sup>+</sup>**

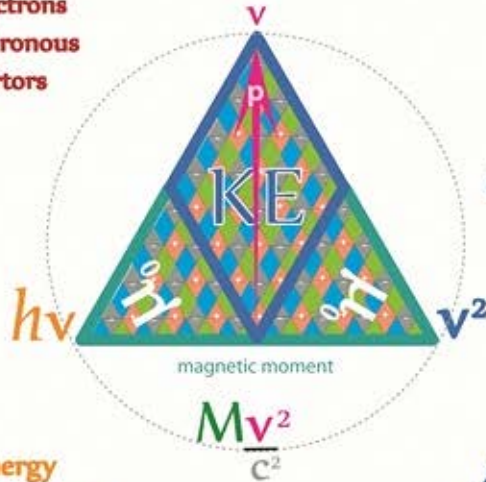
Electron energy external to Nuclei is continuous as there are no Nuclei to determine electron energies



Electron rest Matter

Quantum levels are the result of Nucleons and electrons interacting as synchronous quantum converters

$$\frac{p^2}{2m} = KE = \frac{1}{2}Mv^2$$

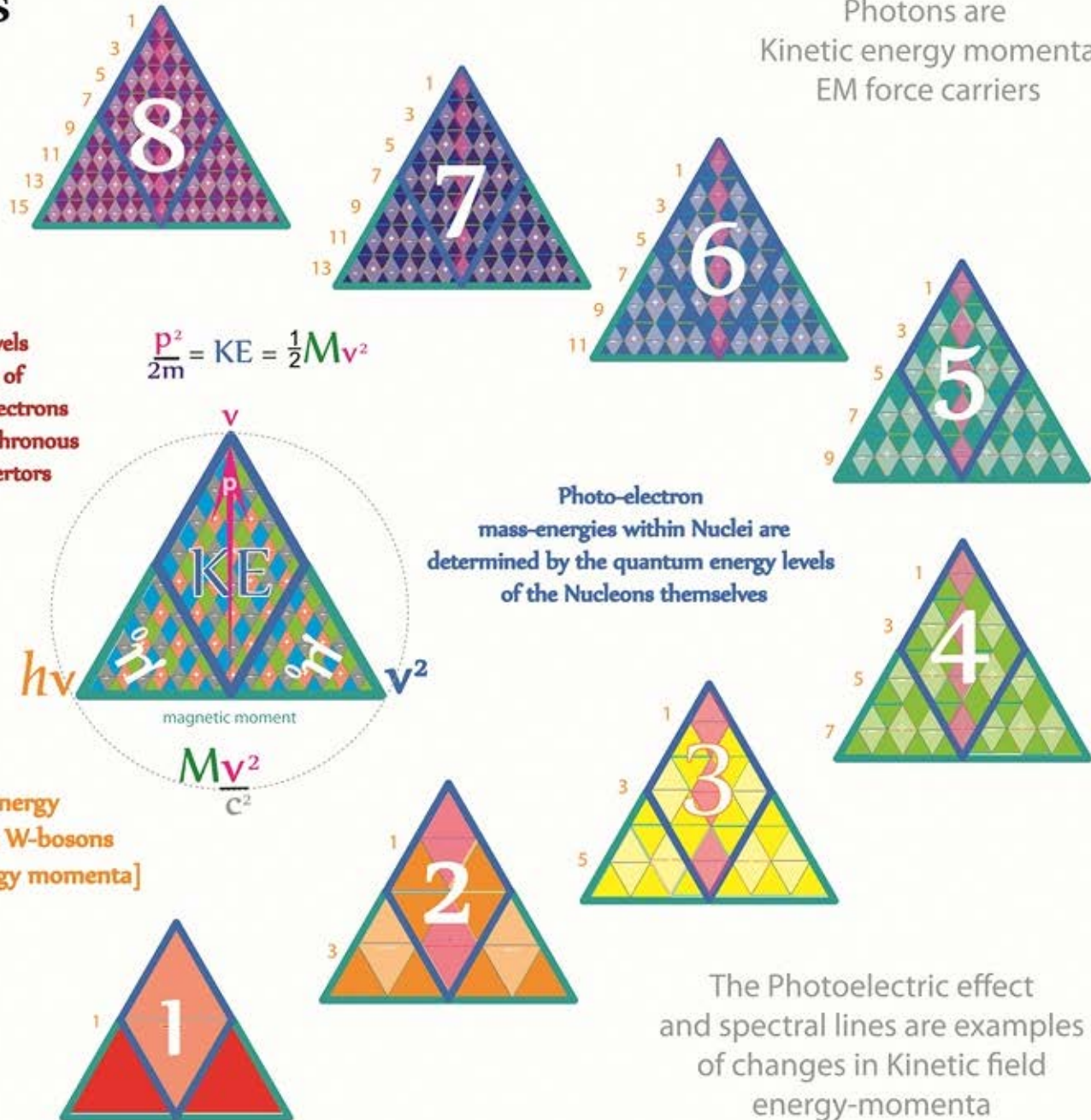


EM mass-energy is exchanged via W-bosons [with varying energy momenta]

Photo-electron mass-energies within Nuclei are determined by the quantum energy levels of the Nucleons themselves

Photons are Kinetic energy momenta EM force carriers

The Photoelectric effect and spectral lines are examples of changes in Kinetic field energy-momenta

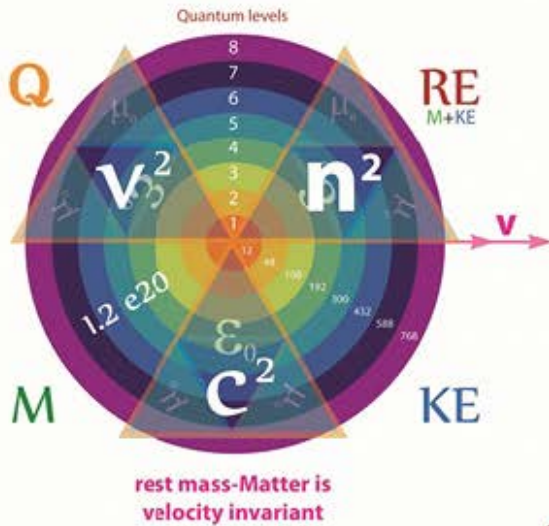


# deBroglie relationships

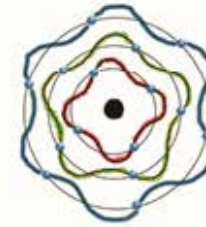
*"The electron which is moving in a sine wave circular path, will repeat the same sine wave path in each successive orbit. The sine wave paths in consecutive orbits will exactly overlap. The electron wave reconnects with itself and is in phase with itself."*

An electron bound in a atomic nuclei will trace a toroidal path around the nuclei mapped by the sine wave motion of any point on its charged geometric surface

**The relativistic energy of Matter in motion is a measure of its standing wave mass-energies, and the object's velocity related kinetic energy and magnetic moment in the form of a KEM wave geometry**



$$\lambda = \frac{h}{p}$$



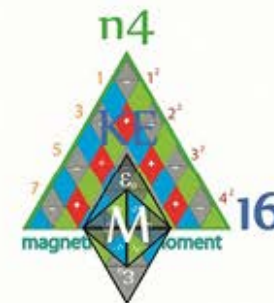
$$f = \frac{E}{h}$$



$$p = \frac{h}{\lambda} = \frac{h}{2\pi} \frac{2\pi}{\lambda} = \hbar k$$

Although Mathematically correct the illustrative model commonly used to depict the deBroglie relationships is incorrect

The greater the KEM field energy level the smaller the quantum wavelength of the KEM field's EM mass



All mass-Matter topologies are Lorentz velocity invariant, only the EM mass-energy content and quantised angular momentum of the Kinetic EM fields vary





Werner Heisenberg



(5 December 1901 – 1 February 1976)

# Electron Positions in Atomic Orbitals

Atomic orbitals are typically described as "hydrogen-like" (meaning one-electron) wave functions over space, categorized by  $n$ ,  $l$ , and  $m$  quantum numbers, [as covered in Tetryonic Chemistry] which correspond to the electron's energy, angular momentum, and an angular momentum vector component, respectively

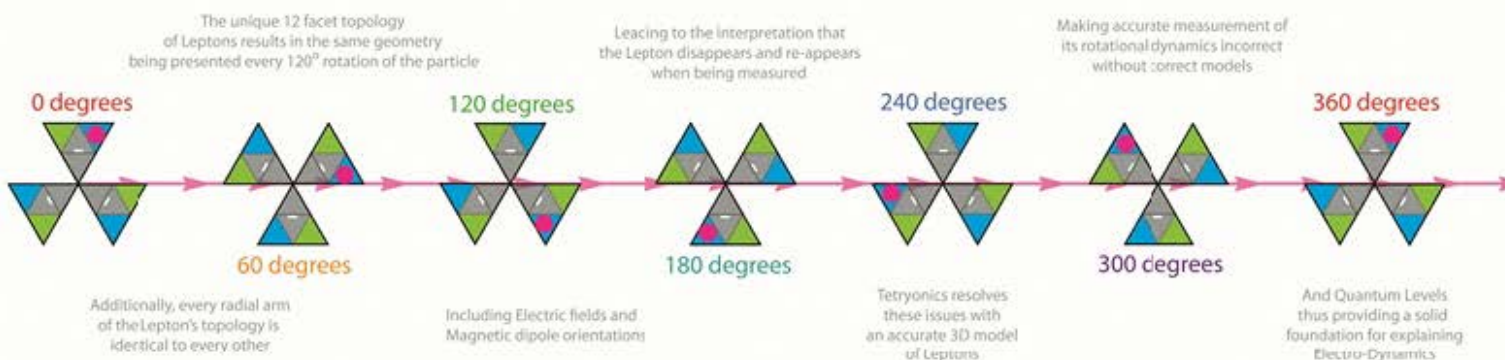
**Using Tetryonics as a EM field model, an electron's position and velocity CAN be modelled simultaneously (but any attempt to measure or interact with it, will affect its energy levels)**

**Quantum Mechanics is a statistical [mathematical] representation of equilateral, charged geometries and EM energy interactions**

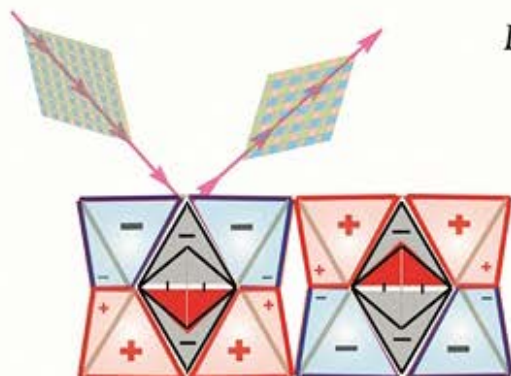
Erwin Schrödinger



(12 August 1887 – 4 January 1961)



**Leptons are 6 loop quantum loop inductive rotors**



**Lepton's are Spin 1 particles that can easily be misinterpreted as 1/2 or 3 quantum spin numbers without the correct physical models to interpret physical observations on**

The charged facia presented changes continuously, with a complete fascia change occurring in every 30 degrees of rotation

spin UP

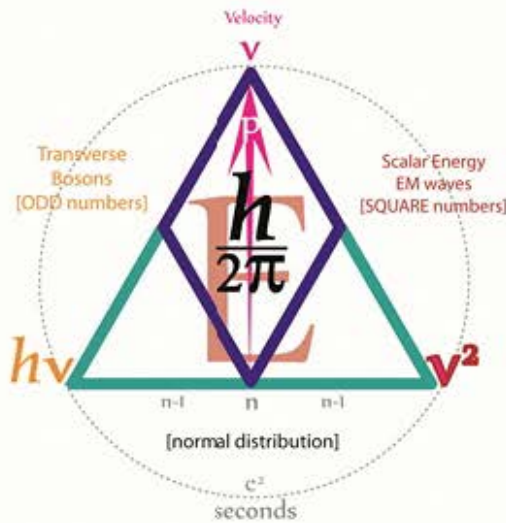
spin DOWN

The magnetic moments created by KEM fields as a result of Matter in motion can be mistaken for a quantum spin

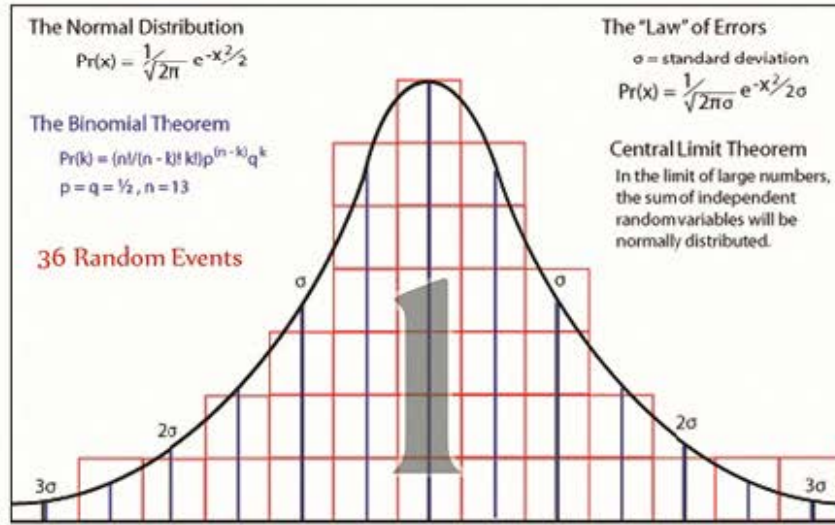
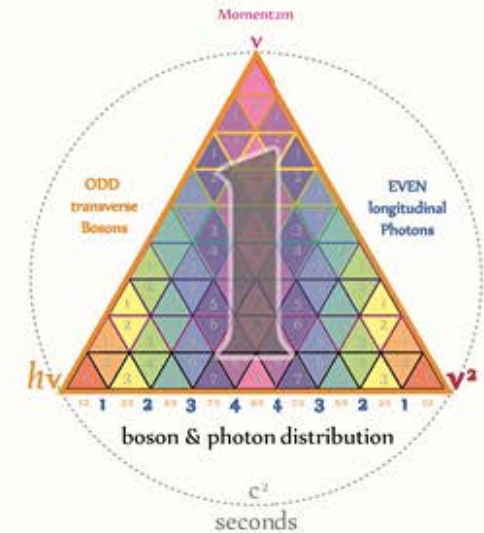
# Distributions and Uncertainty

A Bell Curve (Normal Distribution) is a mathematical reflection of the integral Planck mass-energy momenta quanta distributions found in all equilateral charge geometries

**Probabilities are the square of the Amplitude**



**All probabilities are re-normalisable and sum to Unity**



**All Matter and EM fields are comprised of equilateral mass-energy momenta and any attempt to measure the system involves the introduction of additional Planck EM quanta into the systems**

John Stewart Bell



(28 June 1928 – 1 October 1990)

*No physical theory of local hidden variables can reproduce all of the predictions of quantum mechanics.*

**WRONG**

$$\Delta p \Delta x \geq \frac{1}{2} \hbar$$

Quantum uncertainty formulation

$$\Delta E \Delta t \geq \frac{1}{2} \hbar$$

*The more precisely the position is determined, the less precisely the momentum is known in this instant, and vice versa.*

Heisenberg, uncertainty paper, 1927

**WRONG**

Werner Heisenberg



(5 December 1901 – 1 February 1976)

Chance is closely related to the ideas of uncertainty and indeterminacy. Uncertainty today is best known from Werner Heisenberg's principle in quantum mechanics. It states that the exact position and momentum of an atomic particle can only be known within certain limits. The product of the position error and the momentum error is equal to a multiple of Planck's constant of action. This irreducible randomness in physical processes established the existence of chance and indeterminism in physics



# Leptronic Self-energies

As the velocity of a charged particle increases the energy level of its KEM field increases

$$\frac{4n\pi}{c^2} \left[ \frac{\text{Energy}}{\text{Planck quanta}} \left[ \frac{\text{mass} \times \text{velocity}}{\text{momenta}} \right]^2 \right]$$

mass

radiant energy per second

$$E/c^2$$

KEM field geometries generated as a product of Matter in motion are Lorentz variant

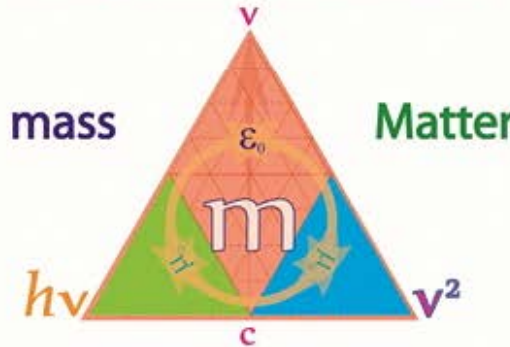
$$\frac{4n\pi}{c^4} \left[ \frac{\text{Energy}}{\text{Planck quanta}} \left[ \frac{\text{mass} \times \text{velocity}}{\text{momenta}} \right]^2 \right]$$

Matter

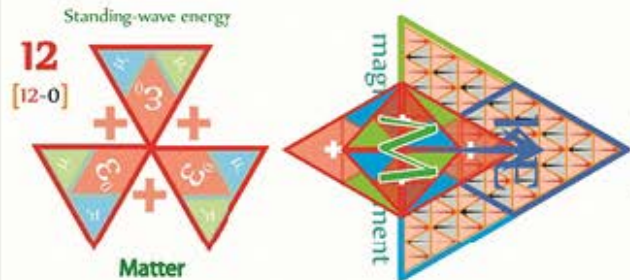
standing-wave energy per second squared

$$E/c^4$$

rest mass-Matter topologies are not affect by changes in velocity [Matter is Lorentz invariant]



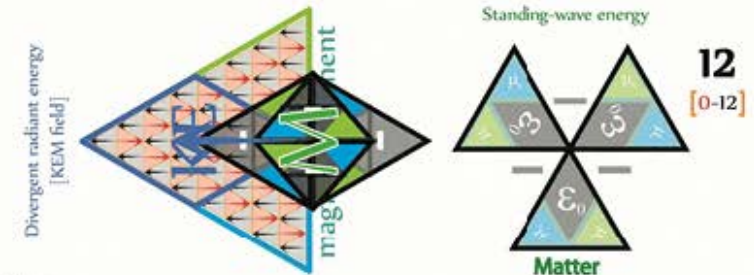
Quantum inductive loops resist changes to energies contained in their equilateral energy fields [inertial mass]



## The Law of Interaction

The Energy momenta of an electron's KEM field polarises the region surrounding its Matter and creates fields of interaction through the super-positioning of these fields

a particle's self-energy represents the contribution to the particle's energy, or effective mass, due to interactions between the particle and the system it is part of.



Matter stores energy in its 3D planar fascia as charged mass-energy

additional to creating the familiar laws of interaction [opposite attract - similars repel] the KEM fields of leptons can act as tuned antennas extracting energy from their environment

KEM fields store energy in their 2D planar EM field as neutral divergent mass-energies

$$KEM = Mv^2$$

All Matter topologies are made up of quantum inductive loops which extract energy from any EM field they move through

$$E = Mc^4$$

All Matter contains EM energy propagating in a standing wave topology at the speed of light (the source of inertial mass)

# Resonant EM fields

Transmitting in order to efficiently receive  
via resonant inductive coupling  
of EM fields



## Tuned KEM waves

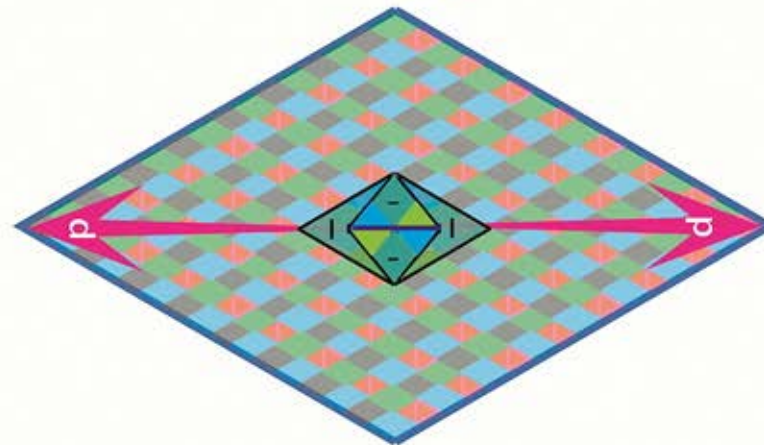
Quantum inductive antenna fields

Historically, all receiving antennas have been mechanically tuned to match the sought EM wavelength  
But if power is applied to a small wavelength electrostatic topology it creates a KEM field  
that produces a much larger, tuned rhombic antenna field

EM waves are  $hf$  geometries



Electron's rest Matter  
stores EM mass-energy  
in a standing wave



EM bosons have  $h\nu$  geometries



Electrostatic particles of Matter  
have dual KEM energy fields that  
can act as resonant antennas



# Bosons

All Light is made of transverse EM energy Quanta

$$1\pi \left[ \begin{matrix} \text{EM Field} & \text{Planck quanta} \\ \left[ \epsilon_0 \mu_0 \right] \cdot \left[ m \Omega v^2 \right] \end{matrix} \right]$$

Bosons      ElectroMagnetic   mass   velocity



James Clerk Maxwell

ElectroMagnetic waveforms propagate at the speed of light

$$\begin{aligned} \nabla \cdot \mathbf{D} &= 4\pi\rho \\ \nabla \times \mathbf{H} &= \frac{4\pi}{c} \mathbf{J} + \frac{1}{c} \frac{\partial \mathbf{D}}{\partial t} \\ \nabla \times \mathbf{E} + \frac{1}{c} \frac{\partial \mathbf{B}}{\partial t} &= 0 \\ \nabla \cdot \mathbf{B} &= 0 \end{aligned}$$

# Photons

All Light consists of longitudinal harmonic oscillators

$$2\pi \left[ \begin{matrix} \text{EM Field} & \text{Planck quanta} \\ \left[ \epsilon_0 \mu_0 \right] \cdot \left[ m \Omega v^2 \right] \end{matrix} \right]$$

Photons      ElectroMagnetic   mass   velocity

# Energy is quantised

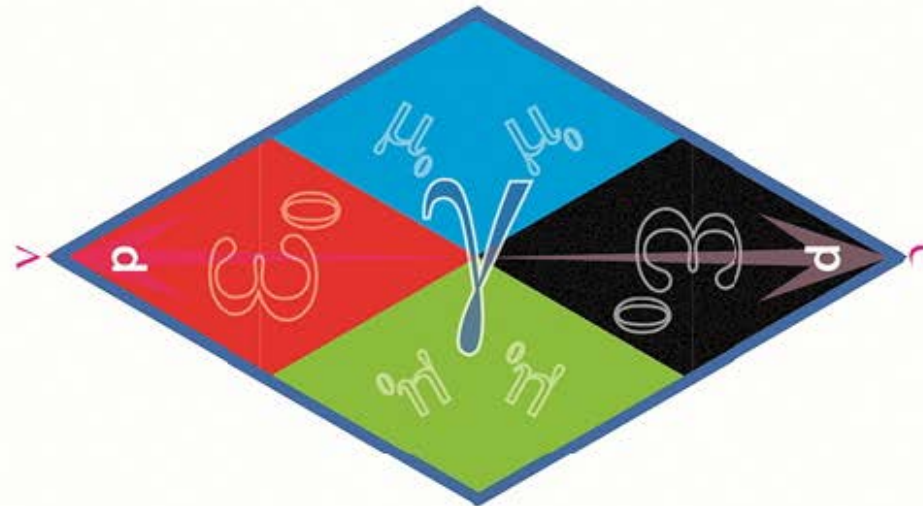


Max Planck

$$E = n \cdot h\nu$$

All Photons have mass-Energy and momentum

$$\lambda = \frac{h}{p} = \frac{h}{mv} \sqrt{1 - \frac{v^2}{c^2}}$$



Matter is a probabilistic wave of EM particles



Louis de Broglie



Erwin Schrodinger

p

Ψ

# Photons are particles



Albert Einstein

$$E = hf$$

All EM waves and Matter exhibit a Wave-Particle duality

$$i\hbar \frac{\partial}{\partial t} \Psi = \hat{H} \Psi$$

James Clerk Maxwell



(13 June 1831 – 5 November 1879)

# Photonic EM fields

In 1865, James Clerk Maxwell's prediction that light was an electromagnetic wave, [which was confirmed experimentally in 1888 by Heinrich Hertz's detection of radio waves], seemed to be the final blow to particle models of light.

$$2\pi \left[ \begin{array}{c} \text{EM Field} \\ \text{Photons} \end{array} \left[ \epsilon_0 \mu_0 \right] \cdot \left[ \begin{array}{c} \text{Planck quanta} \\ m \Omega v^2 \end{array} \right] \right]$$

ElectroMagnetic mass velocity

$$8.8541e-12$$

All EM mass-energy momenta propagates bi-directionally at  $c$  [the speed of light] in a vacuum



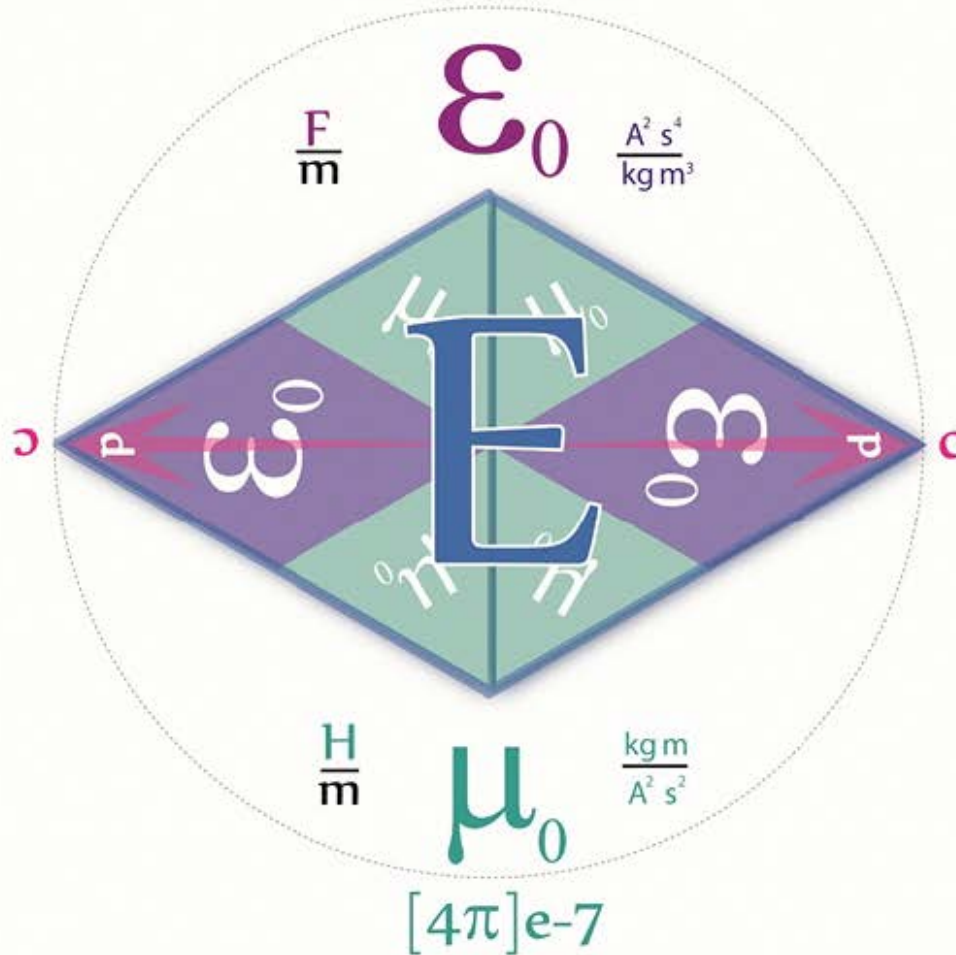
$$E = \frac{1}{4\pi\epsilon_0} \frac{Q}{r^2}$$

$$\frac{K_E}{K_M} = 9e16 \frac{\frac{Nm^2}{C^2}}{\frac{Ns^2}{C^2}}$$

$$c^2 = 9e16 \frac{m^2}{s^2}$$

$$c = 299,792,458 \frac{m}{s}$$

The speed of light can be calculated using the Electric and Magnetic constants



Electric field strength

The strength of Electric fields is determined by the Electrical Permittivity Constant

$$\epsilon_0 \mu_0 = \frac{1}{c^2}$$

The strength of Magnetic fields is determined by the Magnetic Permeability Constant

$$B = \mu_0 H$$



# The ElectroMagnetic field geometry of Photons

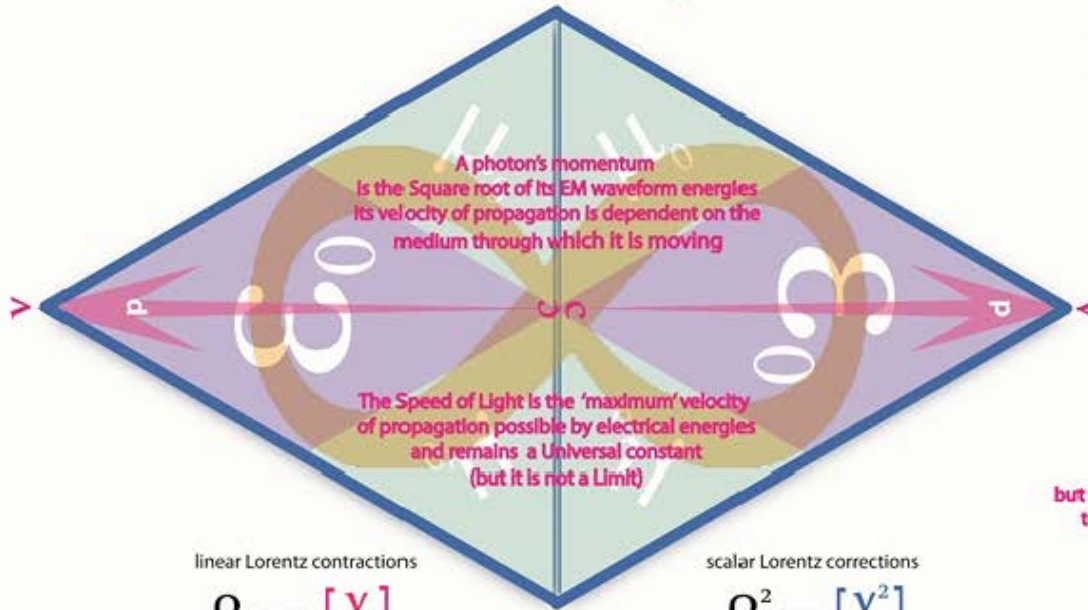
$$2m\mathbf{v}^2 = KE = hf$$



Matter is comprised entirely of equilateral electromagnetic energies

$$4n\pi \left[ \begin{matrix} \text{EM Field} & \text{Planck quanta} \\ \left[ \varepsilon_0 \mu_0 \right] \cdot \left[ m \Omega v^2 \right] \\ \text{Matter} & \text{ElectroMagnetic mass velocity} \end{matrix} \right]$$

Matter topologies contain standing-wave EM mass-energies moving at the speed of light



$$2\pi \left[ \begin{matrix} \text{EM Field} & \text{Energy} \\ \left[ \varepsilon_0 \mu_0 \right] \cdot \left[ h v^2 \right] \\ \text{Photons} & \text{momenta} \end{matrix} \right]$$

Photons are diamond geometry ElectroMagnetic mass-energies

$$2\pi \left[ \begin{matrix} \text{EM Field} & \text{Planck quanta} \\ \left[ \varepsilon_0 \mu_0 \right] \cdot \left[ m \Omega 0^2 \right] \\ \text{Photons} & \text{ElectroMagnetic mass velocity} \end{matrix} \right]$$

Light cannot have zero velocity or stand still but it is possible (against Einstein's thought experiment) to catch up to a photon and observe its waveform

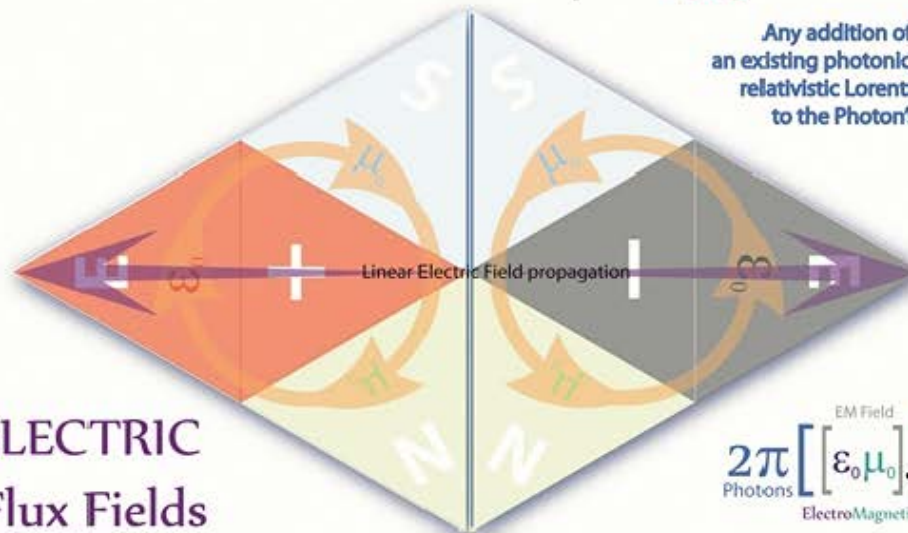
linear Lorentz contractions

$$\beta = \left[ \frac{v}{c} \right]$$

scalar Lorentz corrections

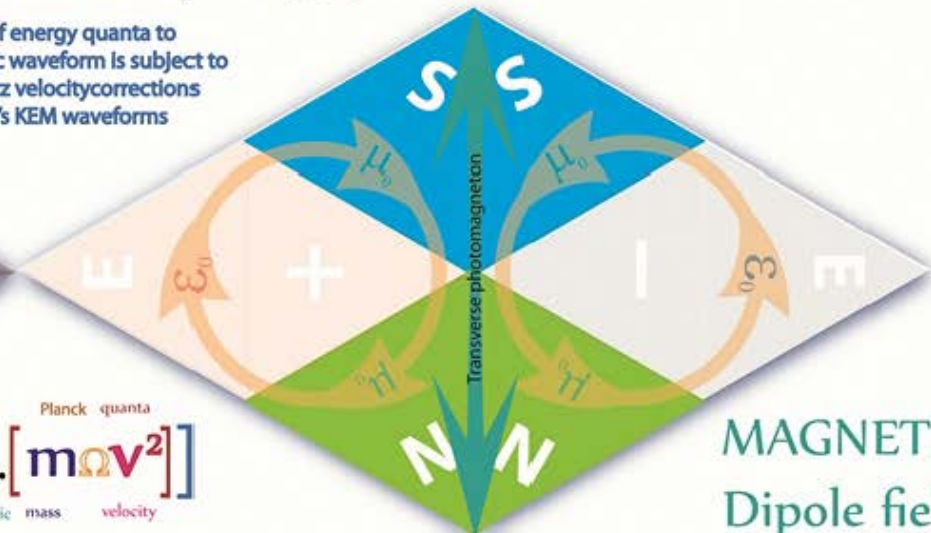
$$\beta^2 = \left[ \frac{v^2}{c^2} \right]$$

Any addition of energy quanta to an existing photonic waveform is subject to relativistic Lorentz velocity corrections to the Photon's KEM waveforms



**ELECTRIC Flux Fields**

$$2\pi \left[ \begin{matrix} \text{EM Field} & \text{Planck quanta} \\ \left[ \varepsilon_0 \mu_0 \right] \cdot \left[ m \Omega v^2 \right] \\ \text{Photons} & \text{ElectroMagnetic mass velocity} \end{matrix} \right]$$



**MAGNETIC Dipole fields**

# Photons and Charge bosons

Photons are dual  $[2\pi]$   
neutral charge quanta

$$2\pi \left[ \left[ \epsilon_0 \mu_0 \right] \cdot \left[ m \Omega v^2 \right] \right]$$

EM Field Planck quanta  
Photons ElectroMagnetic mass velocity

Their Electric and Magnetic  
fields are orthogonal to each other

**Bosons are transverse charge carriers  
they combine to create ElectroMagnetic  
photons which are longitudinal charge carriers**

They propagate  
in differing mediums  
at  $v/c$

$$\text{EVEN } \pi \left[ \left[ \epsilon_0 \mu_0 \right] \cdot \left[ m \Omega v^2 \right] \right]$$

EM Field Planck quanta  
EM waves ElectroMagnetic mass velocity

$n\pi$  electromagnetic waves are comprised of  
numerous  $2\pi$  photons of the same wavelength  
(save in superpositioned states - White light)

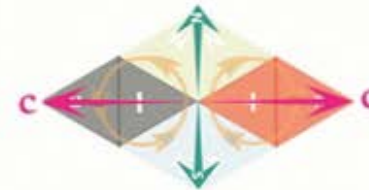
Photons are dual Boson waveforms

$$E = 2h\nu$$



$$E = hf$$

A moving charge creates a magnetic field throughout space  
that is perpendicular to the direction of motion.



Photons require **NO** ether to propagate  
they are discrete bundles of EM energy-momenta

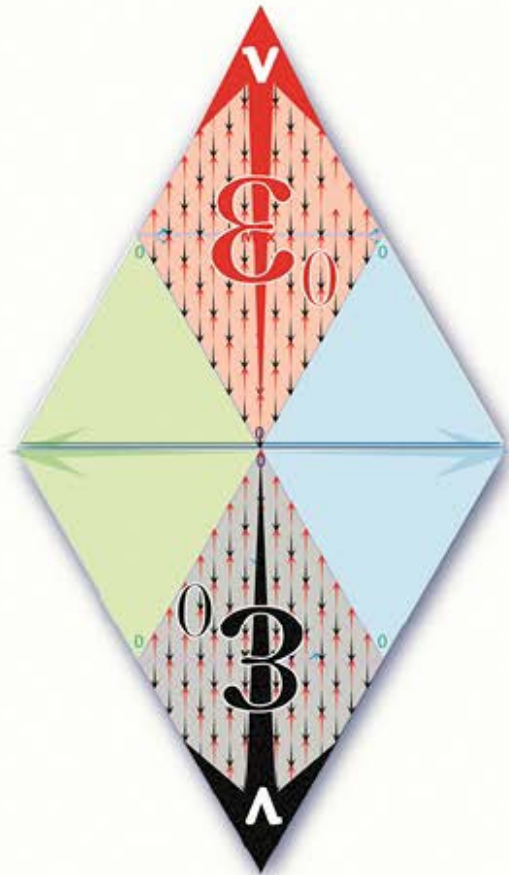


Similarly, a magnet has an intrinsic neutral electric field  
that is perpendicular to its Magnetic Dipole.



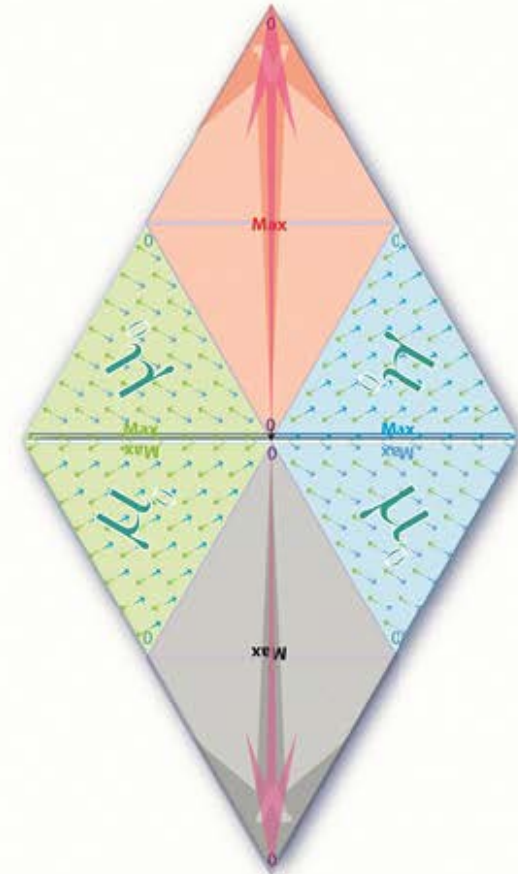
# Photon EM strength vectors

## Electric field force vectors

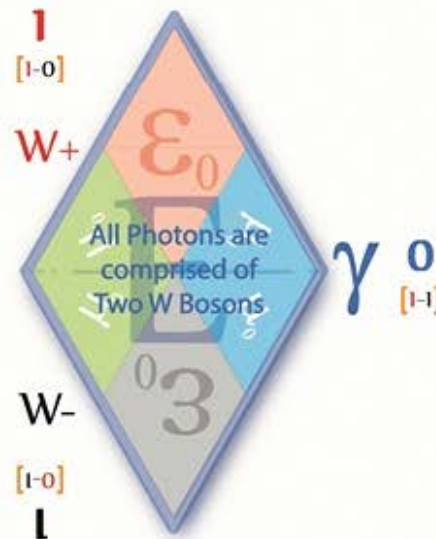
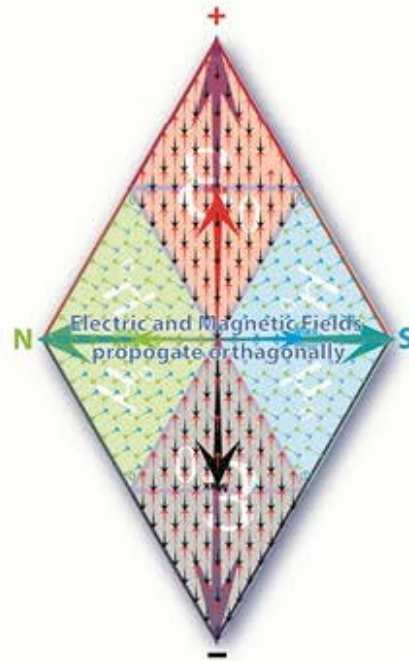


When E field flux is at Maximum  
B field flux is at Minimum

## Magnetic field force vectors



When B field flux is at Maximum  
E field flux is at Minimum



Photons are  $2\pi$  electromagnetic masses possessing:

- Frequency
- Wavelength
- Energy
- Momentum
- Kinetic Energy
- Magnetic Moment
- Probabilistic Properties

and can

- Refract
- Deflect and Disperse

ZPFs [Bosons] are  $1/2$  wavelength photons



$$2\nu = f$$

$2\pi$  Planck Constants  
Photon energy density



$$hf$$



Photon sizes (wavelengths) change in direct proportion to the energy content of any electro-magnetic wave

Wavelength decreases as total EM wave Frequency increases

Photons



The energy content of any Electro-Magnetic wave is directly proportional to Planck's constant x Frequency

$$E = hf$$

Photons interact with other photons via their photomagneton to form Electro-Magnetic waves





# Bosons in a EM wave

EM waves are comprised of transverse W Bosons

Odd numbers totaling to a Square number

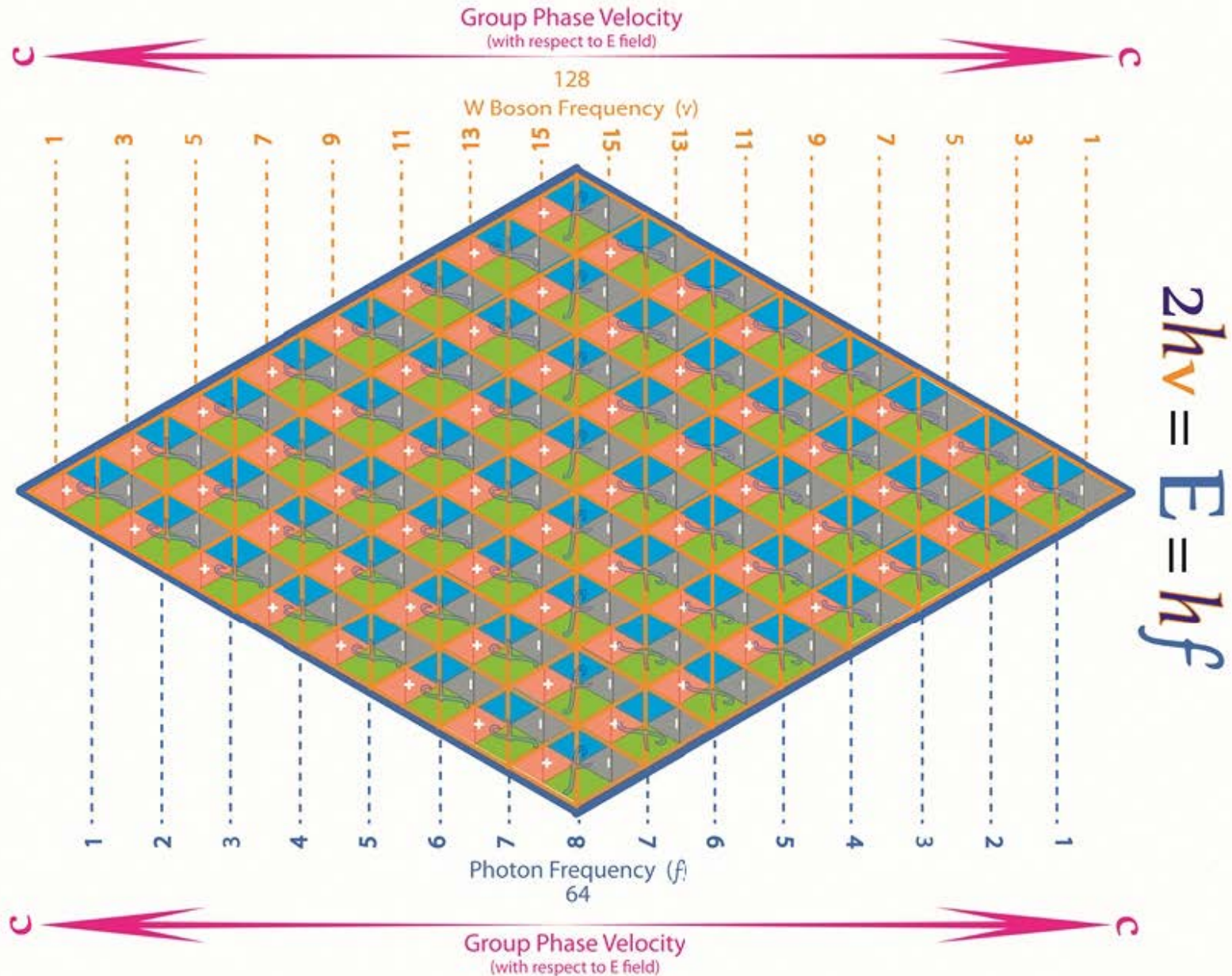
$$E = h\nu$$

$$2\nu = f$$

$$E = hf$$

Even numbers totaling to a Square number

EM waves are also comprised of longitudinal Photons



**[Bosons]**  
**ODD  $\pi$**   
 (1,3,5,7,9, .....)

Z BOSONS are  
 1/2 wavelength  
 quantum levels

$$E = hv$$



vs.  
**1:1**



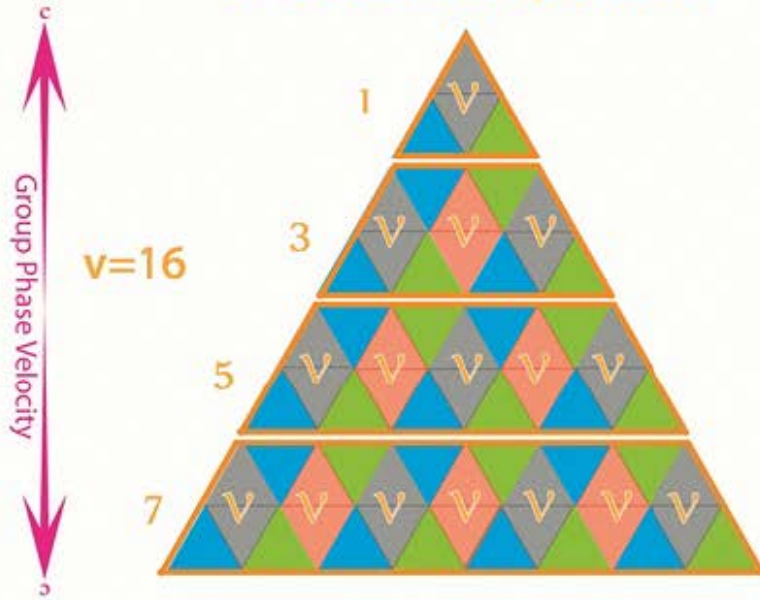
PHOTONS are  
 integer wavelength  
 frequencies

$$E = hf$$

**[Photons]**  
**EVEN  $\pi$**   
 (2,4,6,8,10, .....)

$$1\pi \left[ \left[ \begin{matrix} \text{EM Field} & \text{Planck quanta} \\ \epsilon_0 \mu_0 & \end{matrix} \right] \cdot \left[ \begin{matrix} \text{mass} & \text{velocity} \\ m \Omega & v^2 \end{matrix} \right] \right]$$

**ZPFs are Boson quanta**



$$\text{ODD } \pi \left[ \left[ \begin{matrix} \text{EM Field} & \text{Planck quanta} \\ \epsilon_0 \mu_0 & \end{matrix} \right] \cdot \left[ \begin{matrix} \text{mass} & \text{velocity} \\ m \Omega & v^2 \end{matrix} \right] \right]$$

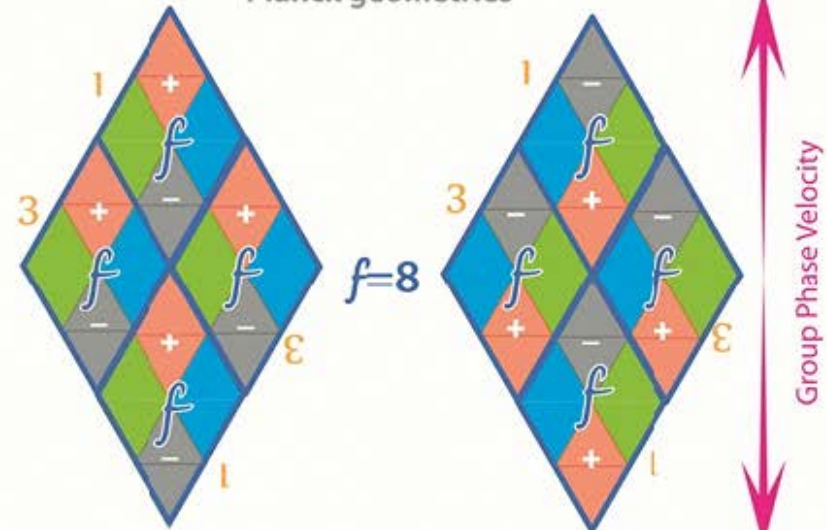
**Charges are comprised of transverse Bosons**

Bosons and Photons have differing EM geometries

$$2\pi \left[ \left[ \begin{matrix} \text{EM Field} & \text{Planck quanta} \\ \epsilon_0 \mu_0 & \end{matrix} \right] \cdot \left[ \begin{matrix} \text{mass} & \text{velocity} \\ m \Omega & v^2 \end{matrix} \right] \right]$$

**Photons are comprised of Bosons**

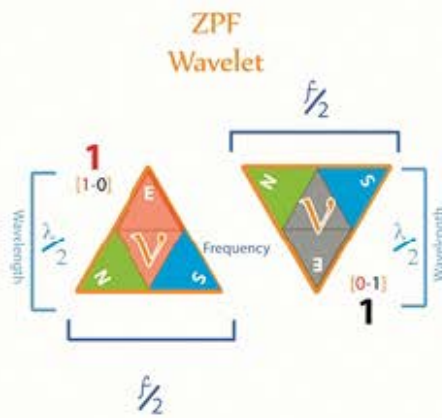
Photons are EVEN number  
 Planck geometries



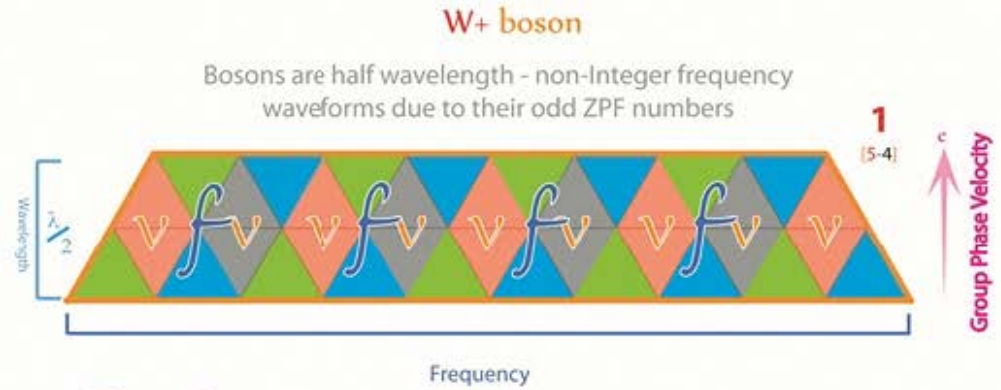
$$\text{EVEN } \pi \left[ \left[ \begin{matrix} \text{EM Field} & \text{Planck quanta} \\ \epsilon_0 \mu_0 & \end{matrix} \right] \cdot \left[ \begin{matrix} \text{mass} & \text{velocity} \\ m \Omega & v^2 \end{matrix} \right] \right]$$

**EM waves are comprised of longitudinal Photons**





**Bosons**  
Charge Carriers  
 $E = hv$



$$mv^2 = E = hv^2$$

**All Bosons are transverse ODD quanta EM masses**

$E = hv$

ODD  $\pi$  [ [  $\epsilon, \mu$  ], [  $m\omega^2$  ] ]

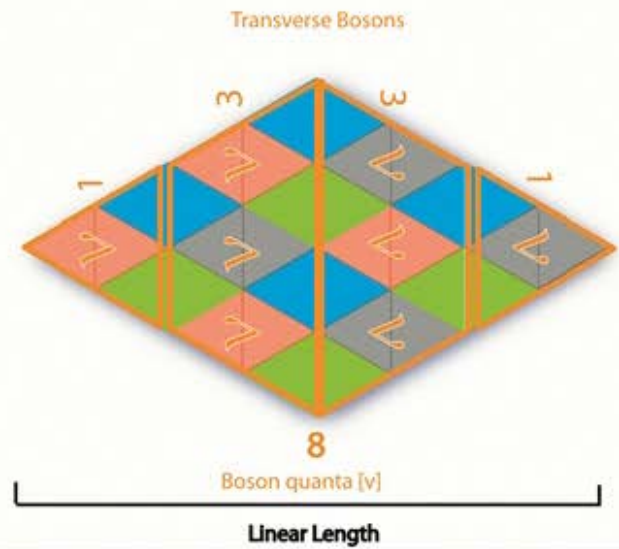
*The interchanging of Quantum number [v] with Photon Frequency [f] is a cause of confusion*

$$2v = f$$

**All Photons are longitudinal EVEN quanta EM masses**

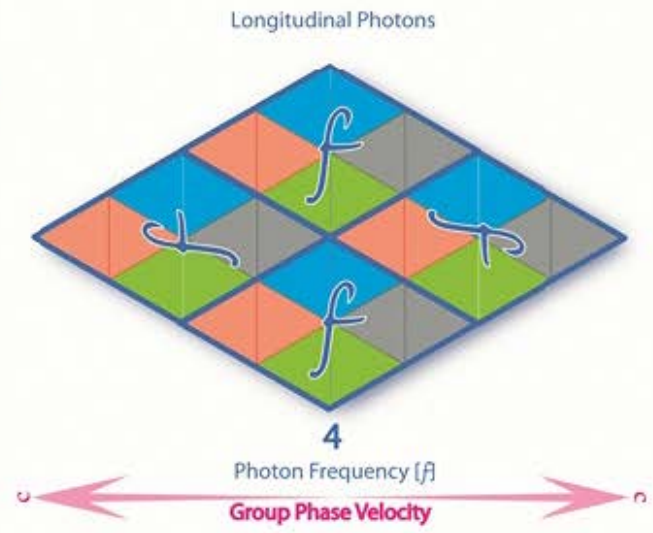
$E = hf$

EVEN  $\pi$  [ [  $\epsilon, \mu$  ], [  $m\omega^2$  ] ]



$$2hv = E = hf$$

EM Force Carriers  
 $E = hf$   
**Photons**



# Photonic Energies

$2p^2 = KE = 2mv^2$

The equilateral geometries of Quantised Angular Momentum of Planck energy quanta is the source of linear Momentum

Photons are their own 'anti-particles'

$2hv = E = hf$

$E_\gamma = 2mc^2$

As Photons are 2D EM energy waveforms they should always be referred to as having EM mass-energy equivalence

$\gamma$

$2\pi \left[ \begin{matrix} \text{EM Field} & \text{Planck quanta} \\ \left[ \epsilon_0 \mu_0 \right] \cdot \left[ m \Omega v^2 \right] \end{matrix} \right]$   
Photons ElectroMagnetic mass velocity

Photons are kinetic energy [KE] wave packets:  
 $KE = (1/2) * m_r * v^2$   
 $= 1/2 * (E/c^2) * c^2$   
 $= E/2$

**KE**

Frequency  
 Number of repeating cycles of energy momenta per time unit

Wavelength decreases as Photon internal Frequency increases

They have momentum [p]:  
 $p = m_r * v$   
 $= (E/c^2) * c$   
 $= E * c$

Photons are 2n neutral charge waveforms

Photons are divergent kinetic waveforms

$KE = \frac{E}{2}$

$KE = \frac{1}{2} M v^2$

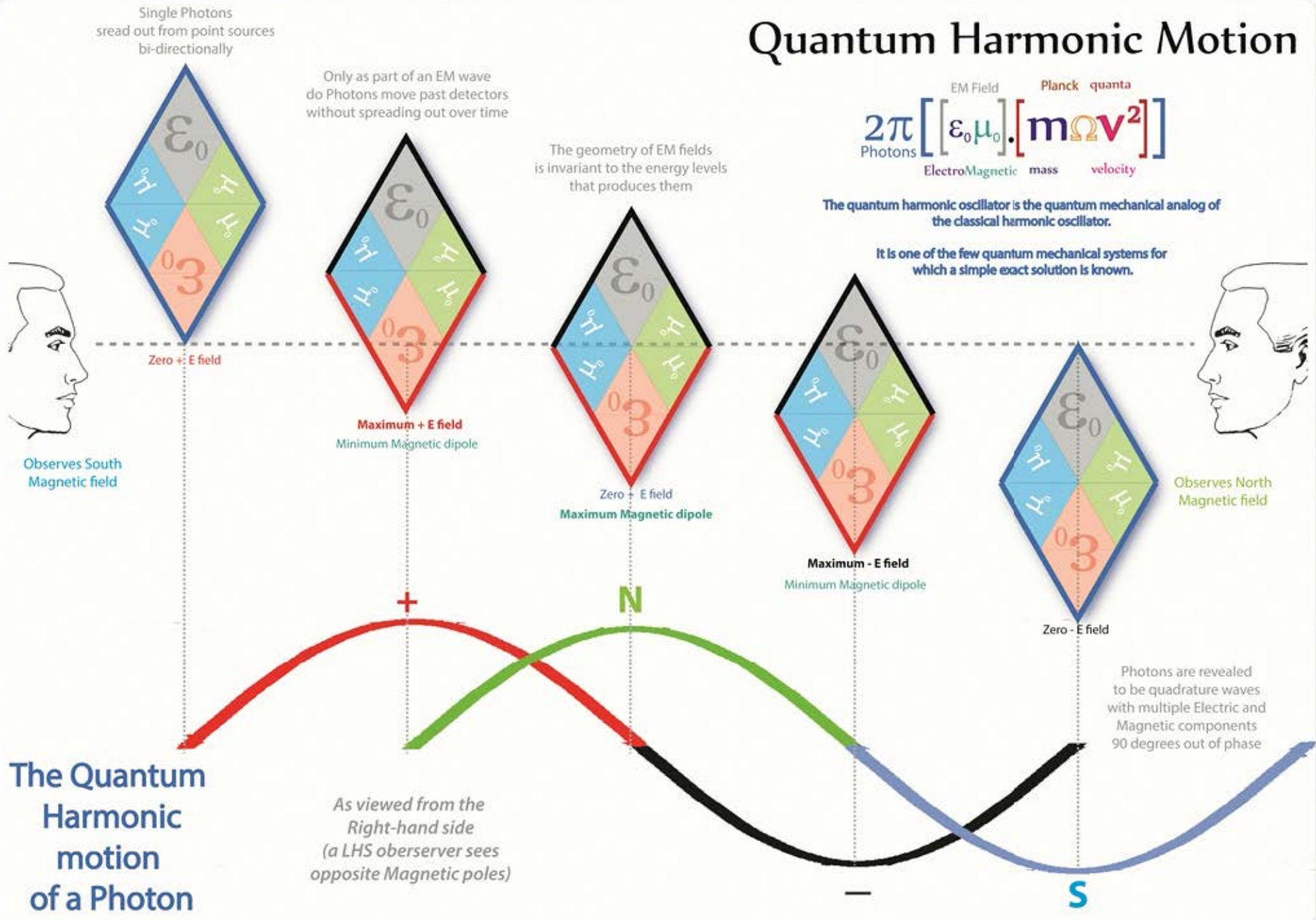


# Quantum Harmonic Motion

$$2\pi \left[ \begin{matrix} \text{EM Field} \\ \text{Photons} \end{matrix} \left[ \begin{matrix} \epsilon_0 \mu_0 \\ \text{ElectroMagnetic} \end{matrix} \right] \cdot \left[ \begin{matrix} \text{Planck quanta} \\ m \Omega v^2 \\ \text{mass velocity} \end{matrix} \right] \right]$$

The quantum harmonic oscillator is the quantum mechanical analog of the classical harmonic oscillator.

It is one of the few quantum mechanical systems for which a simple exact solution is known.


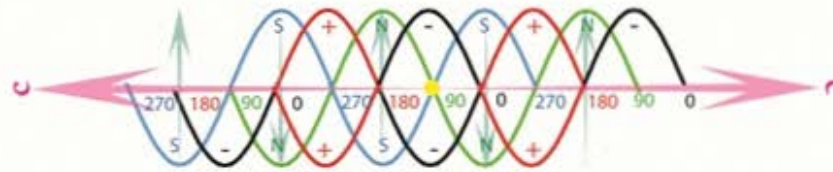
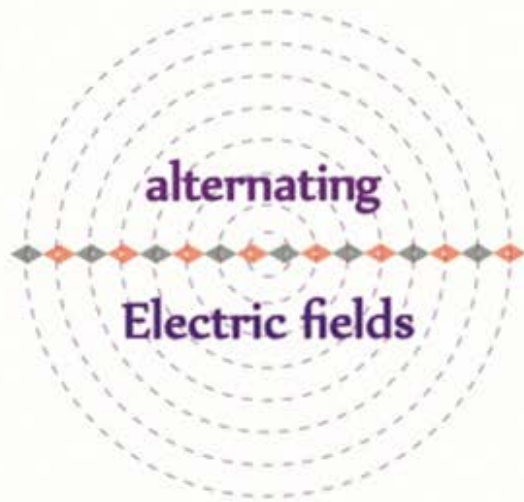


The Quantum Harmonic motion of a Photon

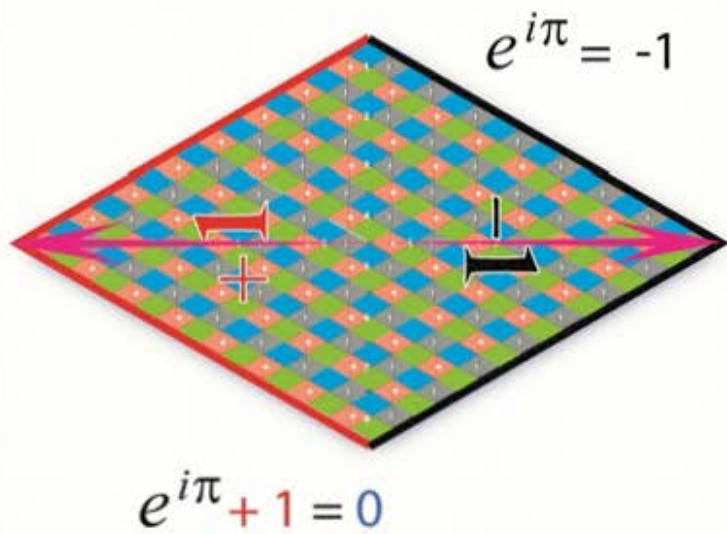
As viewed from the Right-hand side (a LHS observer sees opposite Magnetic poles)

Photons are revealed to be quadrature waves with multiple Electric and Magnetic components 90 degrees out of phase

# Photonic EM fields



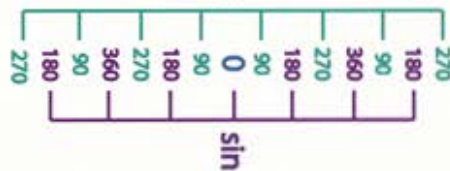
Euler's formula is a natural geometric expression of electromagnetic waves



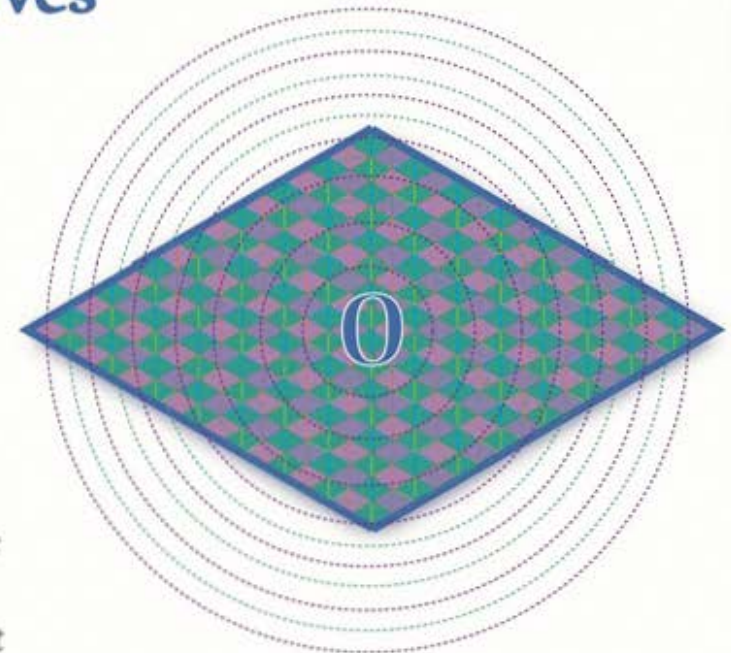
$$e^{ix} = \cos x + i \sin x$$

magnetic fields

cos



electric fields



Every field geometry in a EM wave is 90 degrees out of phase with the E or M field adjacent to it



# Euler's Formula

Euler's formula is often considered to be the basis of the complex number system. In deriving this formula, Euler established a relationship between the trigonometric functions, sine and cosine, and e raised to a power

$$e^{ix} = \cos(x) + i\sin(x)$$

a mathematical description of EM-Energy waveforms

adjacent EM fields are 90-180° out of phase

Leonhard Euler



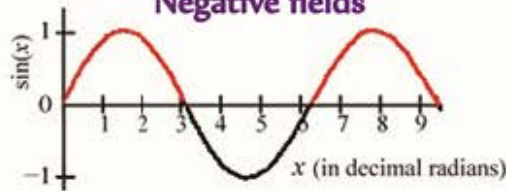
(15 April 1707 – 18 September 1783)

$$e^{i\pi} = -1$$



$$e^{i\pi} + 1 = 0$$

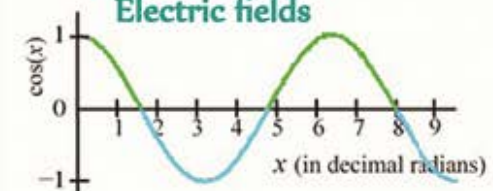
Positive E-fields are out of phase with Negative fields



$$\sin x = x - \frac{x^3}{3!} + \frac{x^5}{5!} - \dots$$

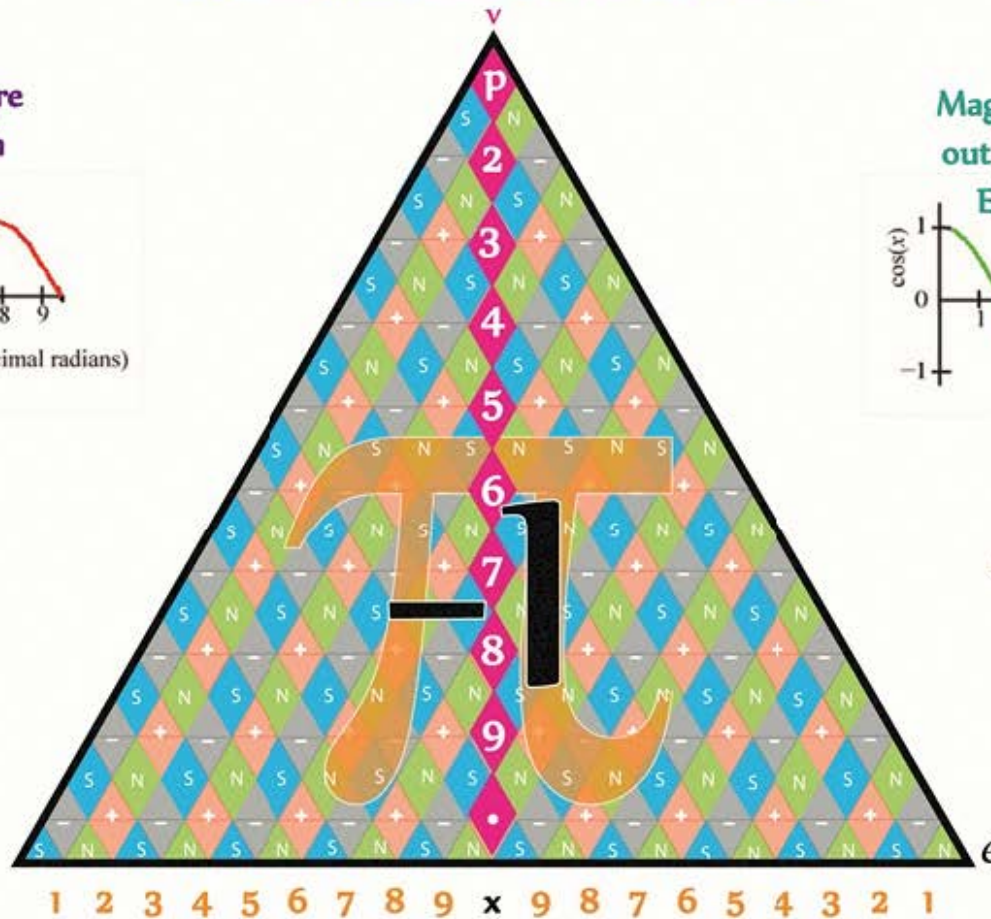
$$e^x = 1 + x + \frac{x^2}{2!} + \frac{x^3}{3!} + \frac{x^4}{4!} + \frac{x^5}{5!} + \dots$$

Magnetic fields are out of phase with Electric fields

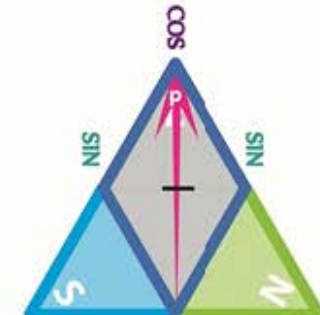
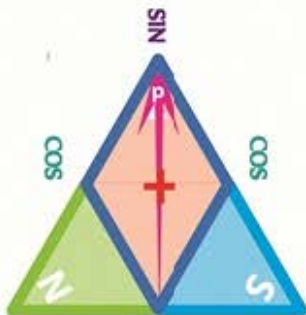


$$\cos x = 1 - \frac{x^2}{2!} + \frac{x^4}{4!} - \dots$$

$$\sin x + \cos x = 1 + x - \frac{x^2}{2!} - \frac{x^3}{3!} + \frac{x^4}{4!} + \frac{x^5}{5!} + \dots$$



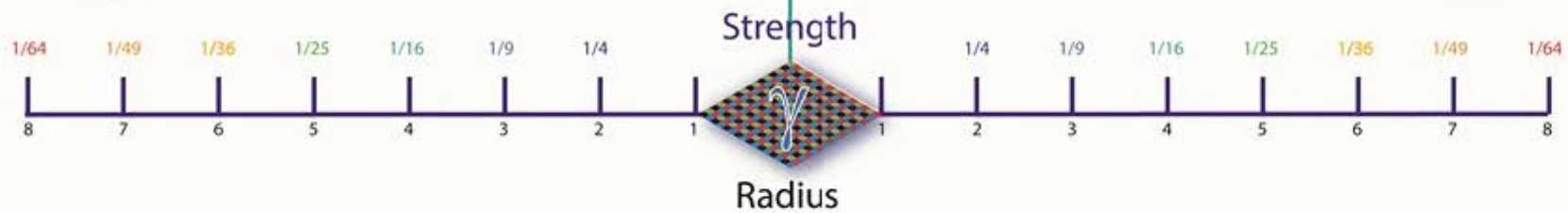
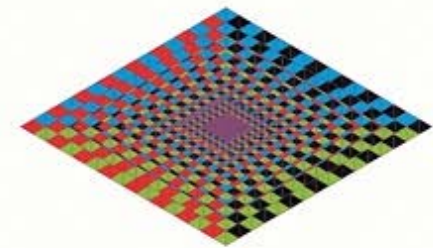
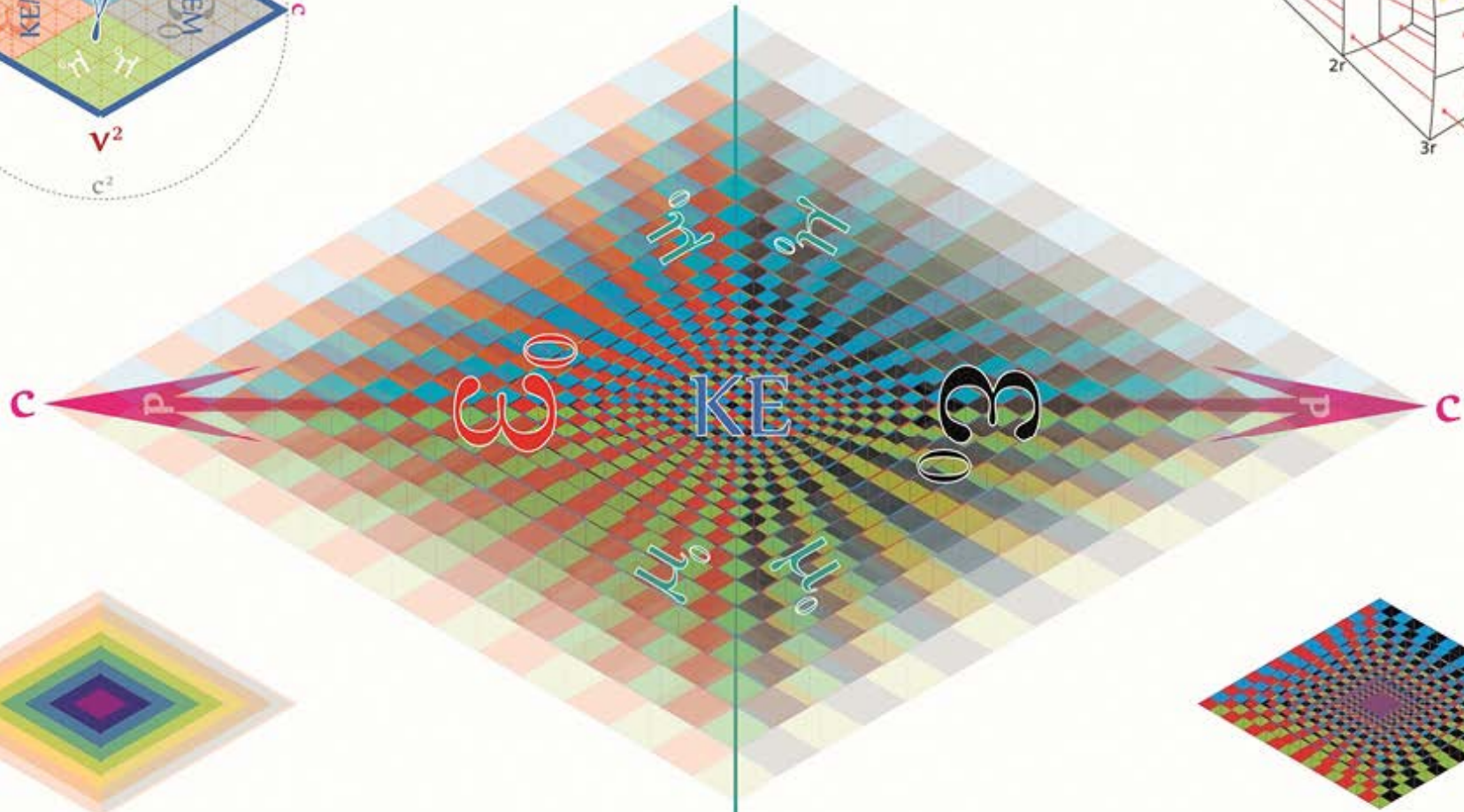
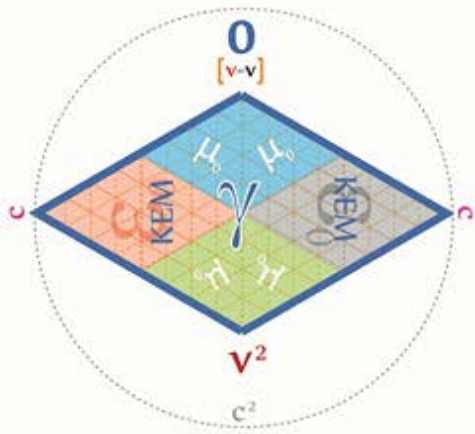
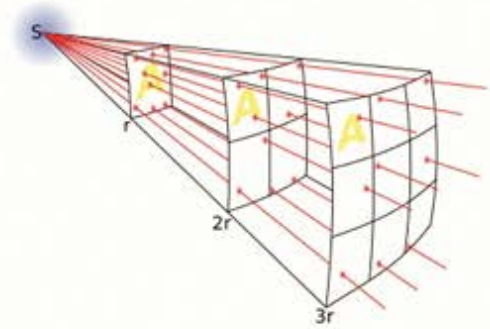
The above geometry is reflective of negative charge energy momenta Planck geometries  
the momentum of the nett charged geometry is the Square root of Negative 1



# Inverse Square Law

Squared numbers are equilateral geometries

Any point source which spreads its influence equally in all directions without a limit to its range will obey the inverse square law

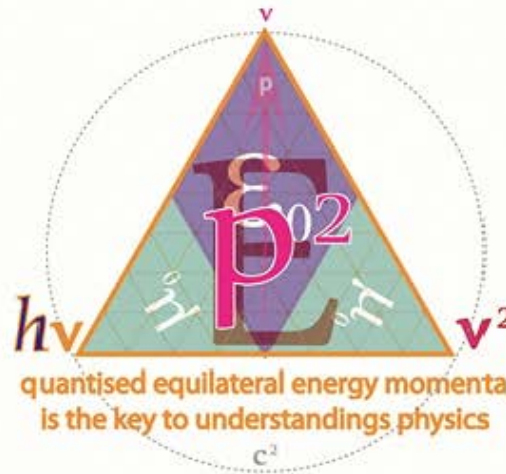




$$n\pi \left[ \left[ \begin{matrix} \text{EM Field} \\ \epsilon_0 \mu_0 \end{matrix} \right] \cdot \left[ \begin{matrix} \text{Planck quanta} \\ m \Omega v^2 \end{matrix} \right] \right]$$

mass
ElectroMagnetic
mass
velocity

Throughout history Physicists have sought relationships between EM mass-Energy and momenta in an attempt to discern the true Nature of these physical properties



## mass-Energy momenta

**E**  
Energy

$$\text{kg} \frac{\text{m}^2}{\text{s}^2}$$

Compton Frequency

$$\left[ \frac{E}{h} \right]$$

$E = mv$   
*Newton*

$E = mv^2$   
*Leibnitz*

$v = \frac{1}{\sqrt{\epsilon_0 \mu_0}}$   
*Maxwell*

Velocity of Light

$$v = \left[ \left[ \frac{c^2}{\Omega} \right] \cdot \left[ \frac{\Omega}{c} \right] \right]$$

Scalar Frequency
Linear Wavelength

*Planck*  
 $E = hv$

*Einstein*  
 $E = hf$

*de Broglie*  
 $h/p$

Planck's Constant  
 $\text{kg} \frac{\text{m}^2}{\text{s}}$

de Broglie wavelength

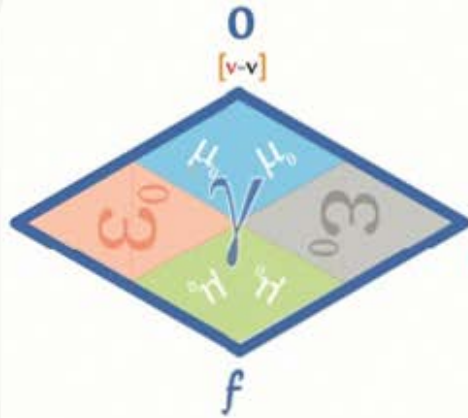
$$\left[ \frac{E}{p} \right]$$

Wavelength

**p**  
Linear momentum  
 $\text{kg} \frac{\text{m}}{\text{s}}$

Ryberg wavenumber

$$\left[ \frac{p}{E} \right]$$



# Celeritas

[Frequency x Wavelength]

EM waves are typically described through any of their following three physical properties:

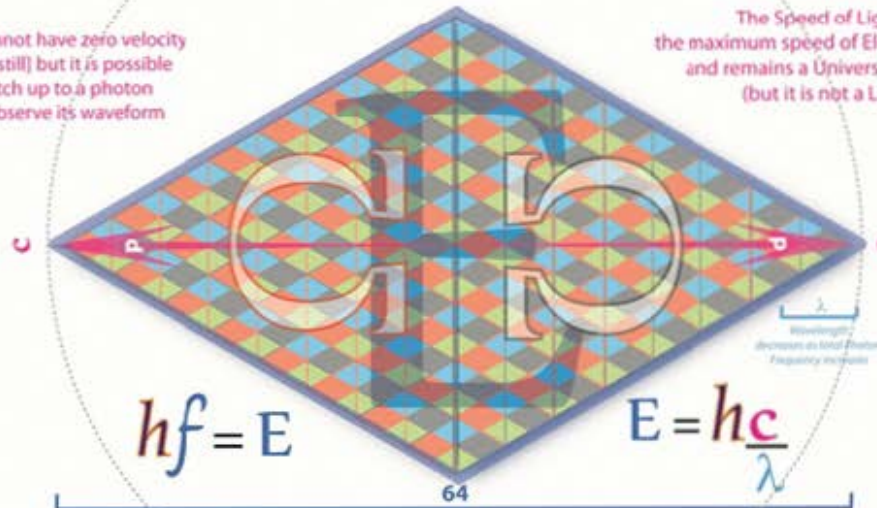
frequency  $f$ ,  
wavelength  $\lambda$ , or  
photon energy  $E$

$$mv^2 = KE = hv^2$$

All Photons contain Energy momenta and therefore have electromagnetic mass but they are 'Matterless' geometries

Light cannot have zero velocity (stand still) but it is possible to catch up to a photon and observe its waveform

The Speed of Light is the maximum speed of Electrical energy and remains a Universal constant (but it is not a Limit)



Wavenumber

$$\frac{m}{s} \cdot \frac{s}{m^2} \left[ \frac{c}{\Omega} \right] \frac{1}{m}$$

ElectroMagnetic Fields

$$\epsilon_0 \mu_0 = \frac{1}{c^2}$$

$$1.112650056 \text{ e-17 } \frac{s^2}{m^2}$$

Frequency, momentum, and Wavelength are all related through the geometries of  $c$  &  $c^2$

$$m \left[ \frac{\Omega}{c} \right] \frac{m^2 \cdot s}{s \cdot m}$$

Wavelength

Velocity of Light

$$c = \left[ \left[ \frac{c^2}{\Omega} \right] \cdot \left[ \frac{\Omega}{c} \right] \right]$$

$$v = \frac{1}{\sqrt{\epsilon_0 \mu_0}}$$

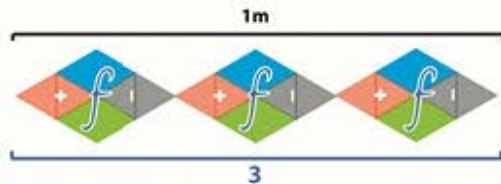
Frequency      Wavelength

$$\frac{m^2 \cdot s}{s^2 \cdot m^2} \left[ \frac{c^2}{\Omega} \right] \frac{1}{s}$$

Frequency



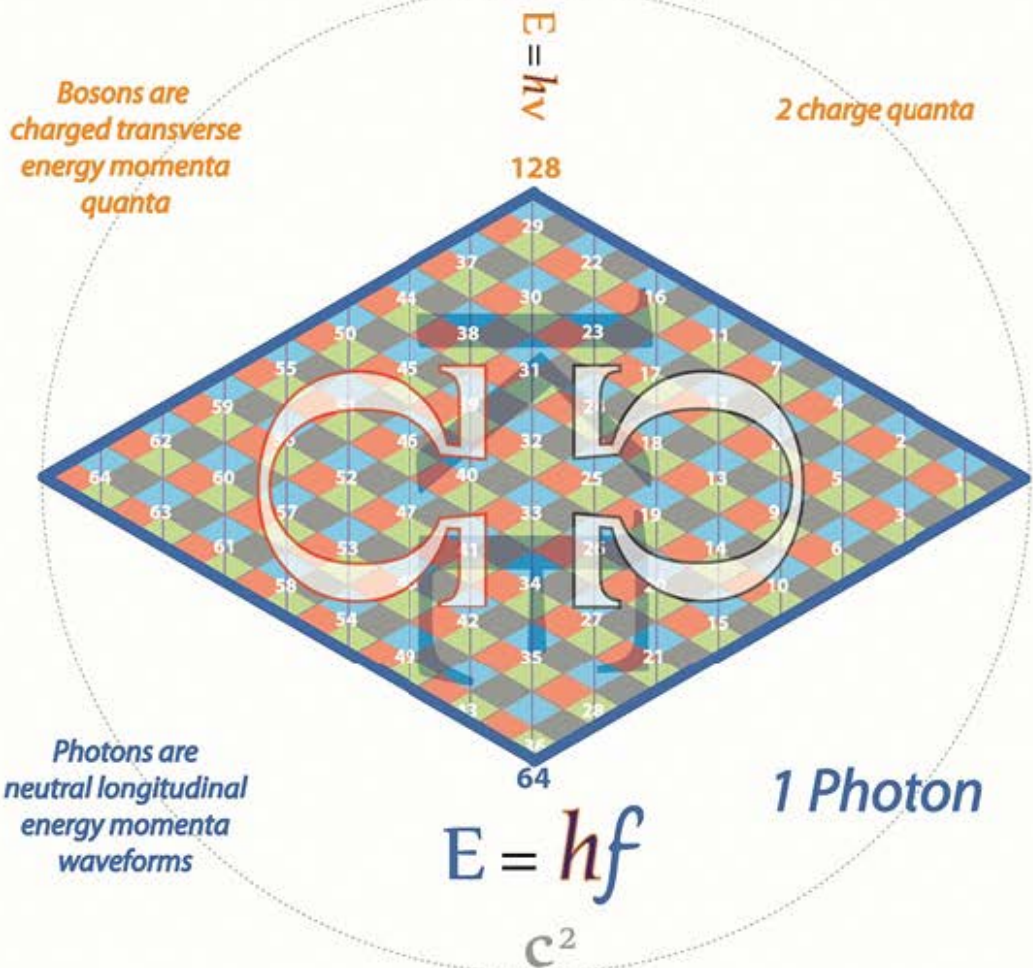
Frequency is the number of neutral quanta sets repeating per unit time in a EM wave



EM waves frequencies [photon number] change in direct proportion to the energy content of any electromagnetic wave

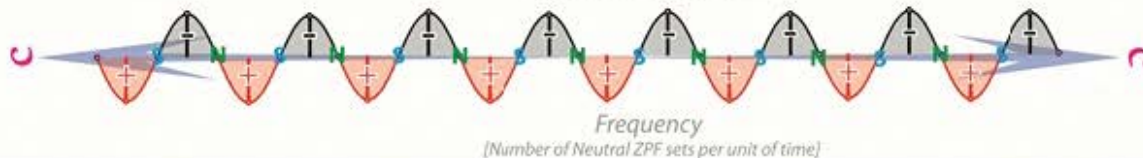
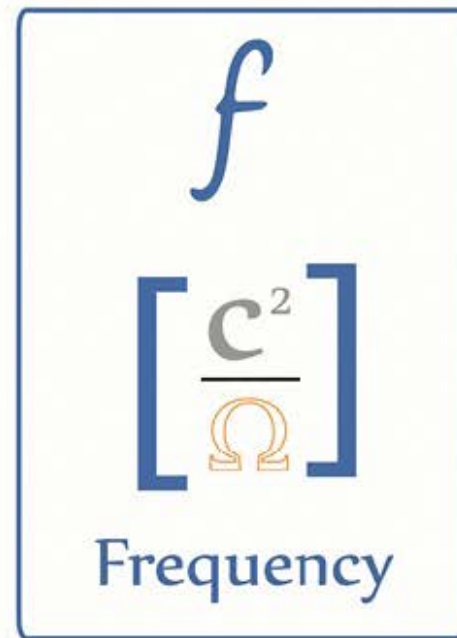
The specific wavelengths and frequencies of energy momenta in KEM fields form the basis for Spectral emission/absorption lines [care must be always taken to specify if quanta or photons are being measured]

$$2v = f$$



Irrespective of whether its measured as a transverse or longitudinal electromagnetic wave

Frequency is the inverse of Charge



is directly related to the nett quantised angular momentum of any space time geometry

$\lambda$

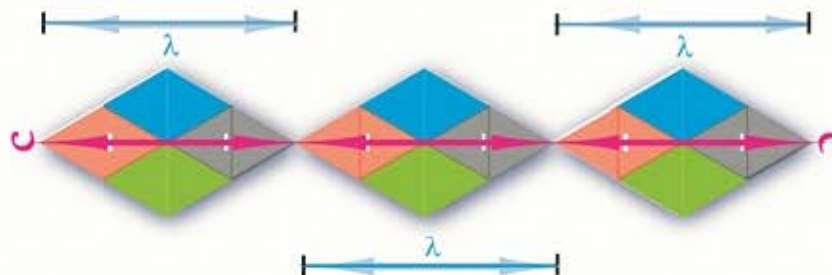
# Wavelength

Wavelength is a measure of the distance between repetitions of geometric features such as maximums, minimums, or zero-points of Electric and Magnetic fields.

$\lambda$

$\left[ \frac{\Omega}{c} \right]$

Wavelength

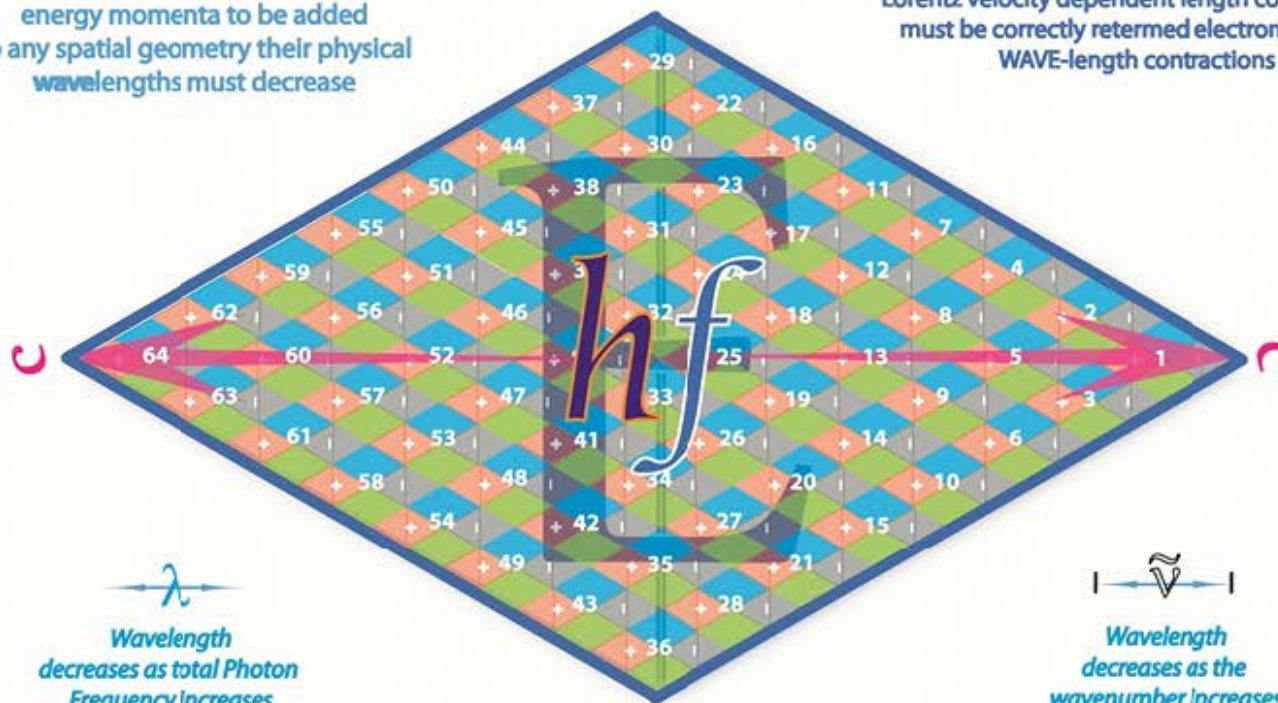


$\tilde{\nu}$   
Wavelengths are the inverse of Wavenumbers

$\lambda$

For additional quantised energy momenta to be added to any spatial geometry their physical wavelengths must decrease

Lorentz velocity dependent length contractions must be correctly retermed electromagnetic WAVE-length contractions

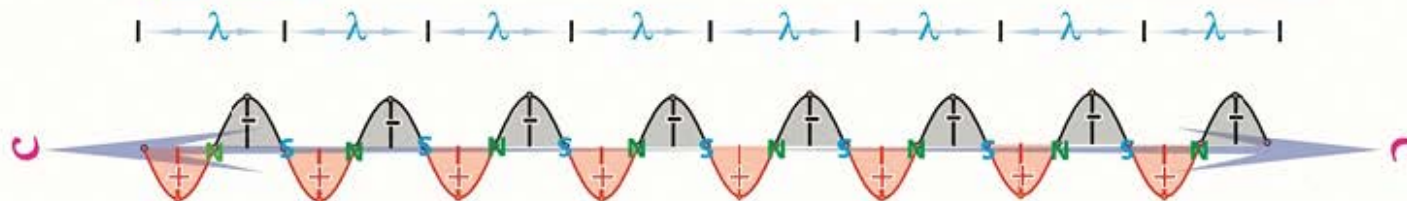


$\lambda$   
Wavelength decreases as total Photon Frequency increases

$\tilde{\nu}$   
Wavelength decreases as the wavenumber increases

In physics, the wavelength of a sinusoidal wave is the spatial period of the wave – the distance over which the wave's shape repeats. It is usually determined by considering the distance between consecutive corresponding points of the same phase, such as crests, troughs, or zero crossings, and is a characteristic of both traveling waves and standing waves, as well as other spatial wave patterns.

The concept can also be applied to periodic complex or non-sinusoidal waves

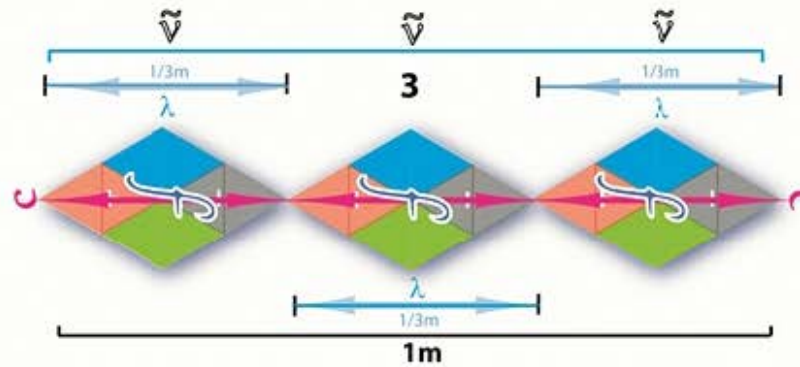


299,792,458  
linear metres per second



Wavenumbers are the inverse of Wavelengths

$\lambda$




# Wavenumbers

Wavenumbers are the spatial equivalent of Frequency

$$\left[ \frac{c}{\Omega} \right]$$

$$\left[ \frac{\lambda}{c} \right]$$

Wavelength and Frequency are related to the group velocity of quanta in an EM wave

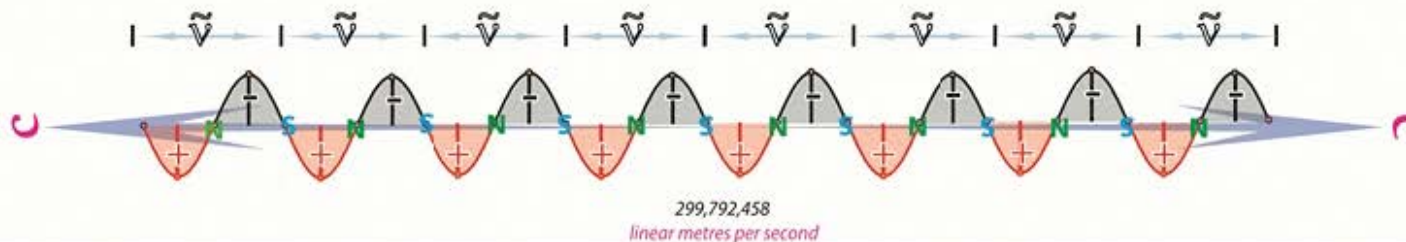


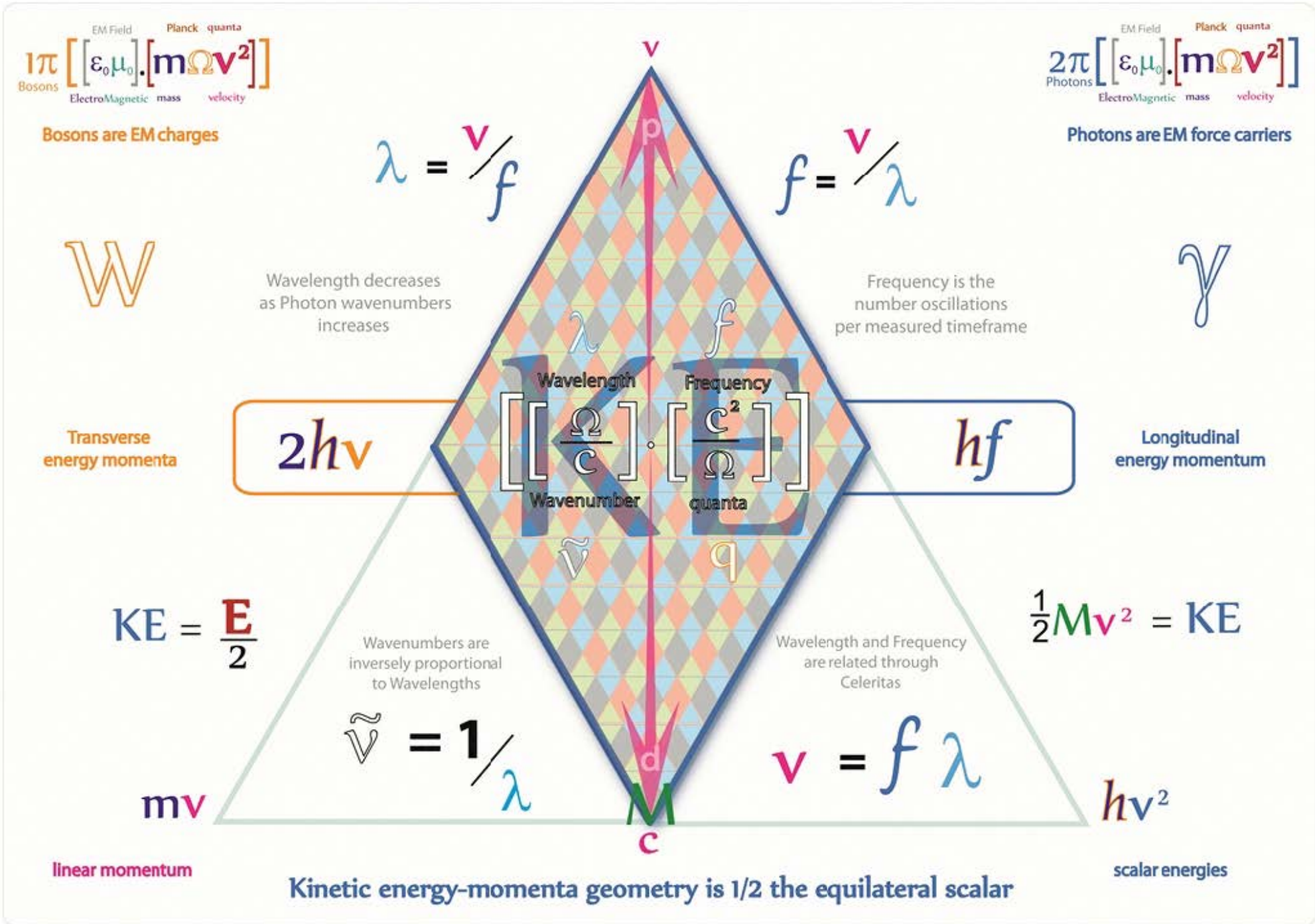
$$\tilde{\nu} = 1/\lambda$$

Wavenumbers are inversely proportional to Wavelengths

Wavelength decreases as Frequency increases

Wavenumbers decrease as the wavelengths increase

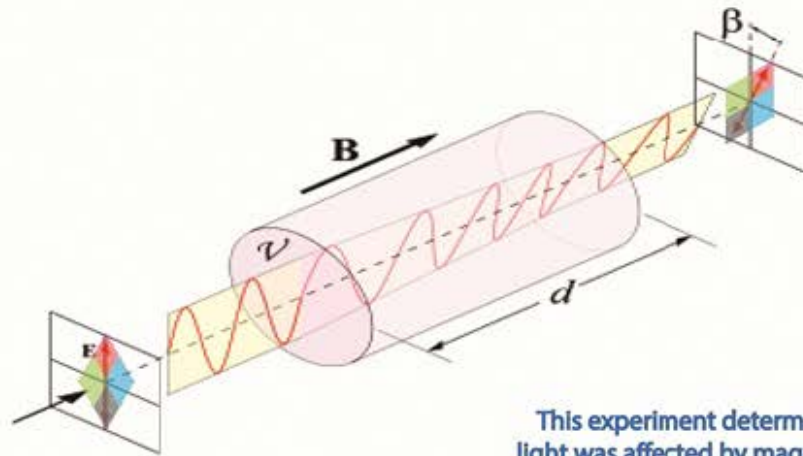






# Faraday Rotation

The Faraday effect or Faraday rotation is a Magneto-optical phenomenon, that is, an interaction between light and a magnetic field in a medium. The Faraday effect causes a rotation of the plane of polarization which is linearly proportional to the component of the magnetic field in the direction of propagation.



### Evans Photomagnetron

A photon has a magnetic dipole. It is an elementary magnet. Evans discovery of the photon's longitudinal magnetic field in 1992 is as significant, as Einstein's discovery of relativity.

It helps in giving a physical interpretation of wave mechanics, two-slit interference and the Faraday effect.

all accounted for in Tetronic Theory.

This experiment determined that light was affected by magnetic force. This "magneto-optical effect" was later termed the Faraday effect.

Faraday experimented with other substances that yielded similar results.

The resultant effect he termed "diamagnetism" concluding that magnetism was an inherent property of all EM mass-ENERGY-Matter



Every Photon and EM wave has polarised magnetic apexes as a result of the Planck quanta constituting them (creating Magnetic moments)

These Photo-Magnetic Moments allow for the interaction of Photons with external magnetic fields resulting in Faraday rotation of Photons and EM fields

Discovered by Michael Faraday in 1845, the Faraday effect was the first experimental evidence that light and electromagnetism are related

Faraday summarized the entire effect as follows:

"Magnetic lines, then, in passing through silicated borate of lead, and a great number of other substances, cause these bodies to act upon a polarized ray of light when the lines are parallel to the ray, or in proportion as they are parallel to it; if they are perpendicular to the ray, they have no action upon it.

They give the diamagnetic the power of rotating the ray; and the law of this action on light's, that if a magnetic line of force be going from a north pole, or coming from a south pole, along the path of a polarized ray coming to the observer, it will rotate that ray to the right-hand; or, that if such a line of force be coming from a north pole, or going from a south pole, it will rotate such a ray to the left hand."

Michael Faraday



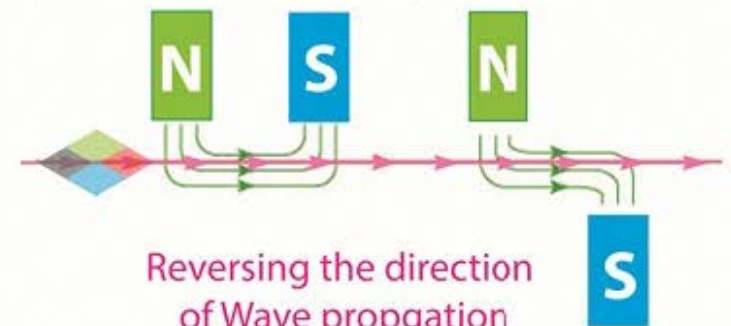
(22 September 1791 – 25 August 1867)



Before the Magnetic field



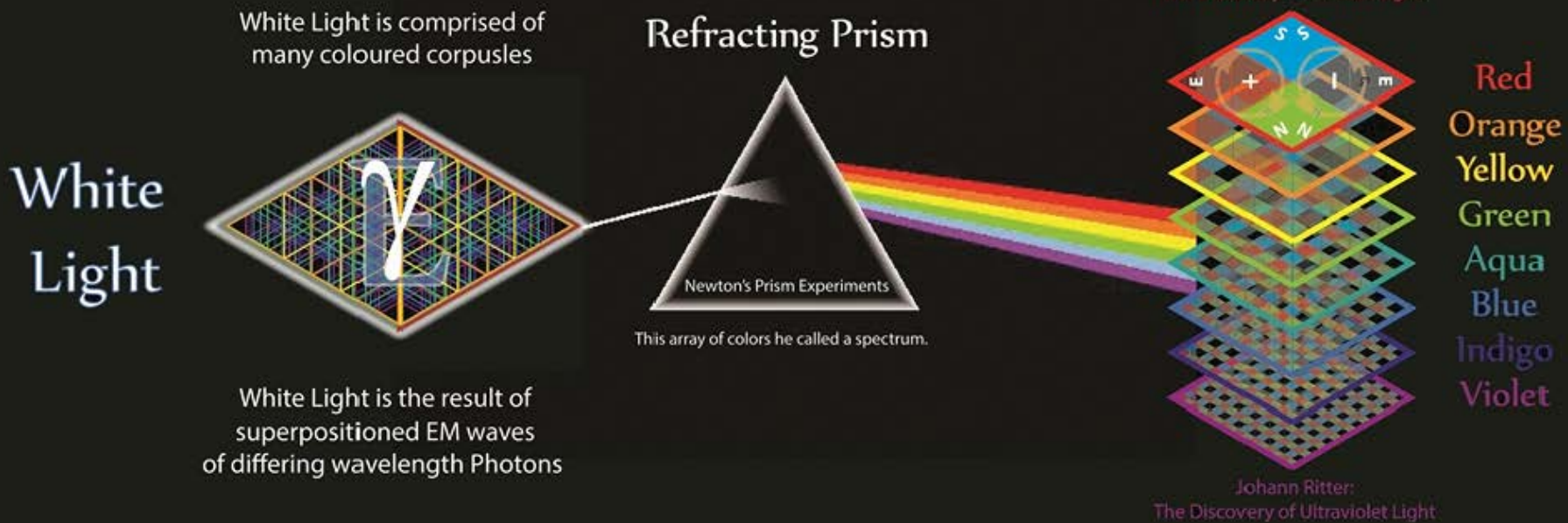
After the Magnetic field



Reversing the direction of Wave propagation reverses the rotation effected by the external magnetic field

Isaac Newton allowed sunlight from a small, circular hole to fall on a prism, producing a rainbow of color. Although the production of a rainbow by a clear crystal was known to the ancients, it was Newton who showed that the colors did not originate in the crystal, but rather were components of sunlight.

## Spectral colours

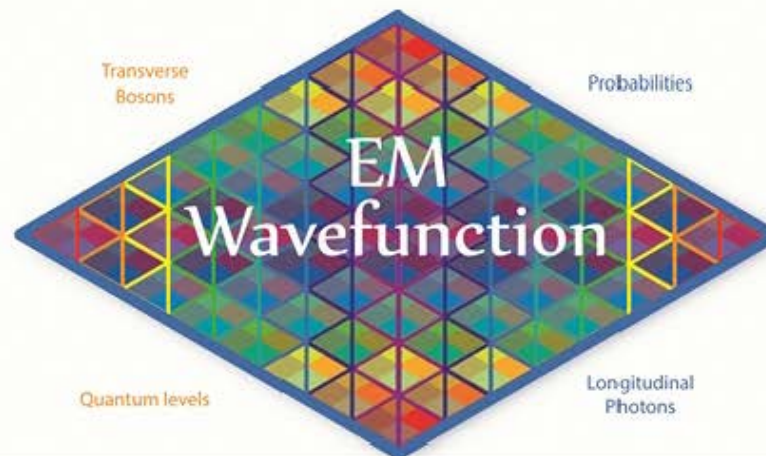


Thomas Young discovered interference patterns caused by light passing through a narrow slit. Up until this point, the wave theory of light (Huygens) had had nothing convincing to offer in opposition to the particle theory of light (Newton). Now it did, because you cannot explain interference using particles.

The term "light" is often extended to wavelength ranges that the eye cannot detect - to infrared radiation, which has a frequency less than that of visible light, and to ultraviolet radiation, which have a frequency greater than that of visible light.

- Light has:
- Velocity
  - Angular momenta
  - Frequency
  - Wavelength
  - Relativistic Energy
  - Linear momentum
  - Kinetic Energies
  - Magnetic Moment

- and can
- Refract
  - Reflect
  - Defract
  - and Disperse




All EM waves possess Wavefunctions describing their probabilistic energy properties



Bosons are transverse quanta

$$E = h\nu$$

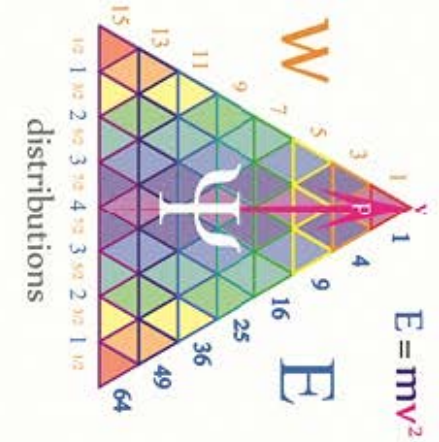


# BOSONS

$$\text{ODD} \pi \left[ \left[ \epsilon_0 \mu_0 \right] \cdot \left[ m \Omega v^2 \right] \right]$$

Bosons ElectroMagnetic mass velocity

ElectroMagnetic waveforms can be measured as either;  
transverse EM mass-energies [Bosons] or  
longitudinal EM mass-energies [Photons]

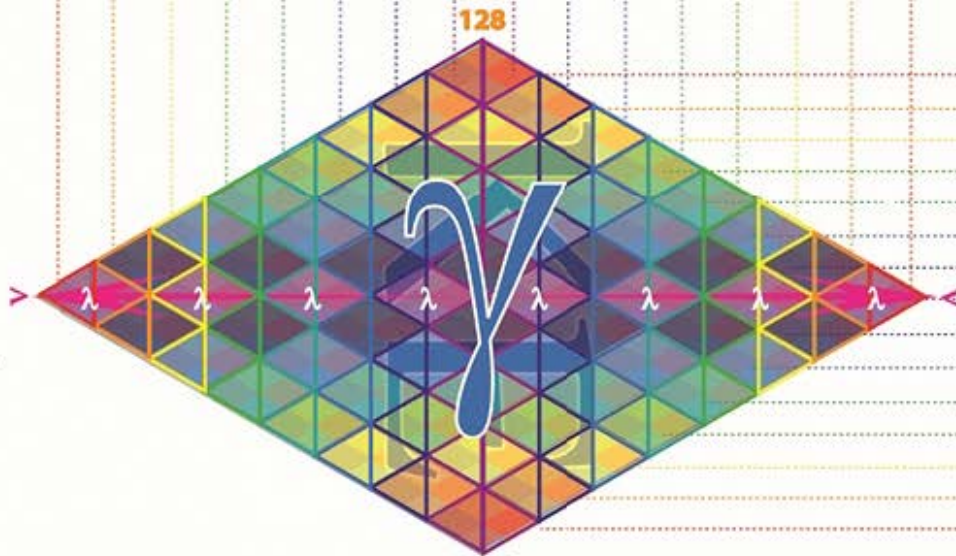


# PHOTONS


$$\text{EVEN} \pi \left[ \left[ \epsilon_0 \mu_0 \right] \cdot \left[ m \Omega v^2 \right] \right]$$

EM waves ElectroMagnetic mass velocity

EM waveforms  $2\nu = f$

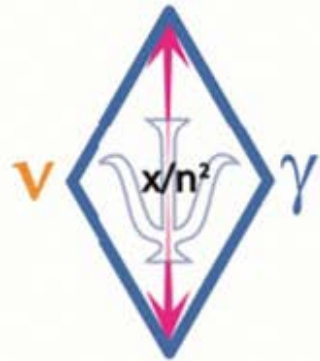


64 Photon Frequency (f)  
Group Phase Velocity



$E = hf$   
Photons are longitudinal quanta

# Wavefunction probabilities



**Wave Amplitude**  
Amplitude = bi-directional Momentum

**Probability = [Amplitude]<sup>2</sup>**


In his 1926 paper, Max Born suggested that the wave function of Schrödinger's wave equation represents the probability density of finding a particle

**Probability of finding a Photon in a electromagnetic wave is the Square of its Amplitude**

*The de Broglie-Schrodinger wave fields should not be interpreted as a mathematical description of how an event actually takes place in time and space; though, of course, they have reference to such an event.*

*Rather they are a mathematical description of what we can actually know about the system. They serve only to make statistical statements and predictions of the results of all measurements which we can carry out upon the system.*

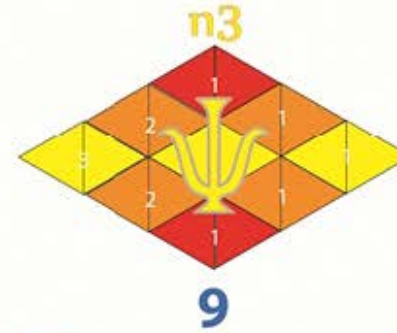
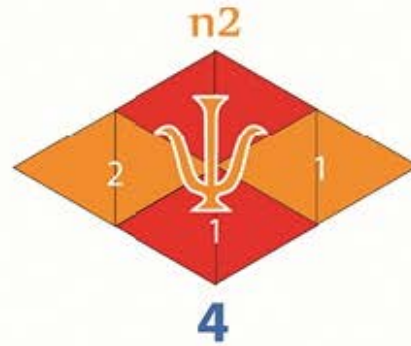
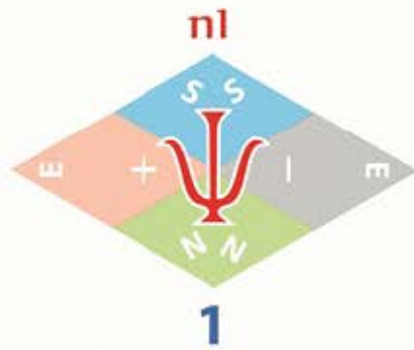
(Albert Einstein, on Quantum Physics, 1940)





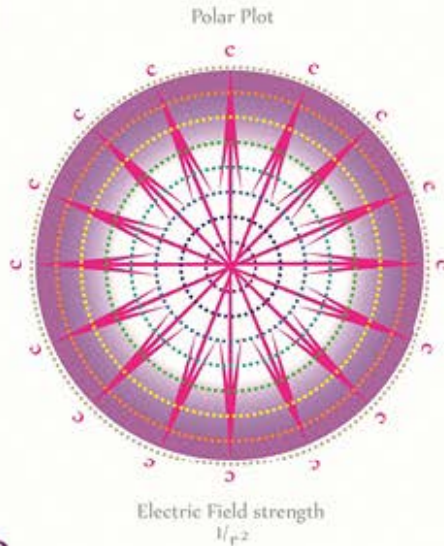
# EM radiation patterns

Quantum wavefunctions mathematically model the statistical probability distributions of electromagnetic mass-energy within EM waves



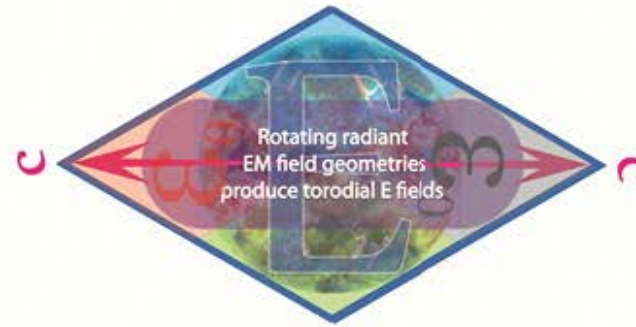
$E = mv^2$

As the energy of an EM wave increases so does its frequency



EM waves radiate outward at the speed of light along their E fields within scribed radial time dependent spatial co-ordinates

$$E = h\nu$$



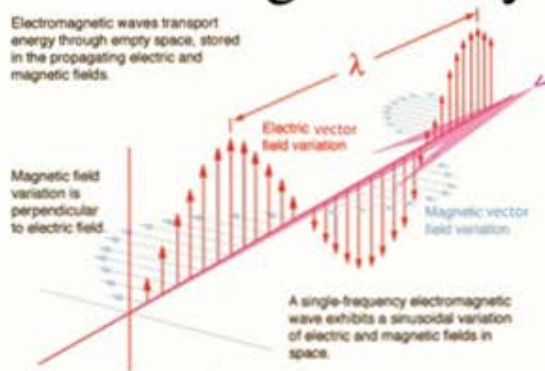
$$E = hf$$



As the Energy and frequency increase, the Wavelengths of the Photons in a EM wave decreases

# EM wave geometry

Electromagnetic waves transport energy through empty space, stored in the propagating electric and magnetic fields.




A single-frequency electromagnetic wave exhibits a sinusoidal variation of electric and magnetic fields in space.

transverse mass-energies  
**Bosons**  
 $E = h\nu$



When E fields are at Maximum the B fields are at Minimum (and Vice-a-versa)

$$2\nu = f$$

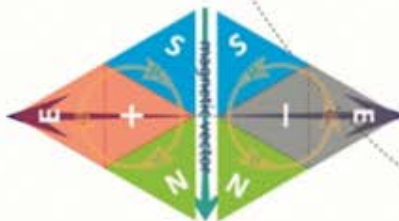


Photons

$$E = hf$$

longitudinal mass-energy frequency

As the E field reverses polarity the M field reverses its vector dipole



E Field oscillations

EM waves are comprised of relativistic photons of mass-energy

$$RE = 2mv^2 / c^2$$

EM waves have orthogonal transverse and longitudinal mass-energies







measured Electrical waveform



measured Magnetic waveform



ALL EM waves are comprised of Photons

### E-field propagation



All EM waves can be modelled





with neutral charge quanta



### M-field propagation

All Photons travelling in groups interact via their photomagneton to form & maintain EM waveforms







# Producing Longitudinal EM waves

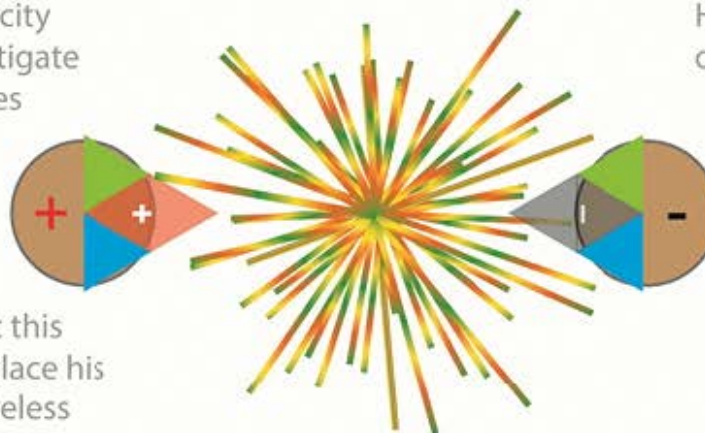


The short circuiting of voltage potentials or spark gap discharges of electrical energy are two ways to produce longitudinal EM waves

After inventing AC electricity Nikola Tesla began to investigate disruptive DC discharges

He noted the deadly power of the spark discharges and how they 'stung his face'

Orthogonal Magnetic fields produce reactive inductance fields



Longitudinal Electric fields produce lines of force

and he was convinced that this form of EM energy would replace his AC system and provide wireless energy to the World without losses

He strove to point out that the load circuits must be inductively coupled to the transmission circuits

or a combination of the two



# Longitudinal energy momenta

Maxwell's equations lead to the prediction of transverse electromagnetic waves as a means of transferring electrical power (where the wave's Electric fields and Magnetic fields vary perpendicularly to their direction of propagation).



**Longitudinal Photons & EM waves are 2D electromagnetic waveforms with co-planar energy momenta that is co-linear with their directions of propagation and that can 'cut like a knife'**

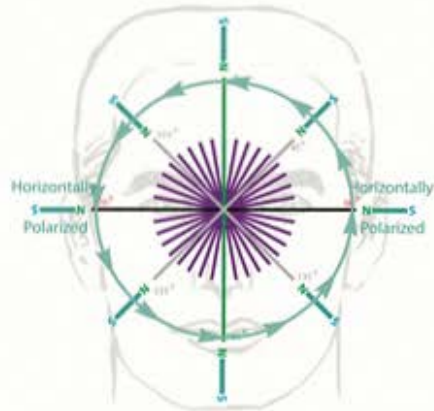
Longitudinal energy momenta waves (created by the use of spark gap technologies) are the EM energy forms created and radiated by Stars



Horizontally Polarized



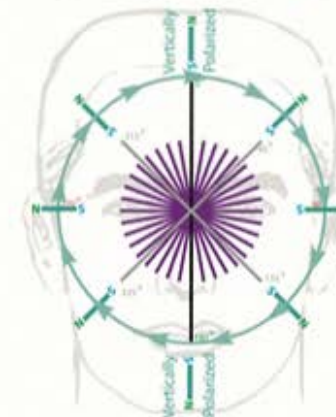
Vertically Polarized



All photons have 2D planar Electric and Magnetic fields



unpolarised longitudinal EM waves produce concentric diffraction patterns



Vertically Polarized



Horizontally Polarized

**The longitudinal alignment of E field momenta with their direction of propagation produces 'action-at-a-distance' and can produce material 'faster than light' velocities, if sufficient energies are inputted**





# The velocity of Electrical energy momenta

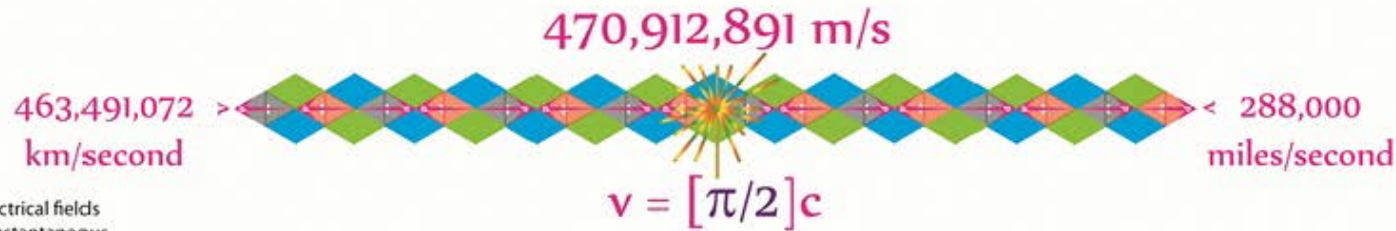
The velocity of light is the limit for electrical energy acceleration  
(the induced velocity of charged particles resulting from electric field energy-momenta interactions)

c

Transverse EM waves propagate at energy at the speed of light

Γ

Longitudinal EM waves can propagate energies & information in excess of the speed of light



Longitudinal electrical fields can create near-instantaneous 'action-at-a-distance' EM fields



once established, these fields can transfer momentum and information at speeds faster than light through co-linear impulses of momentum

**Wheatstone achieved renown by a great experiment  
The measurement of the velocity of electrical Energy in a wire.**

*He cut the wire at the middle, to form a gap which a spark might leap across, and connected its ends to the poles of a Leyden jar filled with electricity. Three sparks were thus produced, one at either end of the wire, and another at the middle. He mounted a tiny mirror on the works of a watch, so that it revolved at a high velocity, and observed the reflections of his three sparks in it.*

*The points of the wire were so arranged that if the sparks were instantaneous, their reflections would appear in one straight line; but the middle one was seen to lag behind the others, because it was an instant later. The electricity had taken a certain time to travel from the ends of the wire to the middle.*

*This time was found by measuring the amount of lag, and comparing it with the known velocity of the mirror. Having got the time, he had only to compare that with the length of half the wire, and he could find the velocity of electricity.*

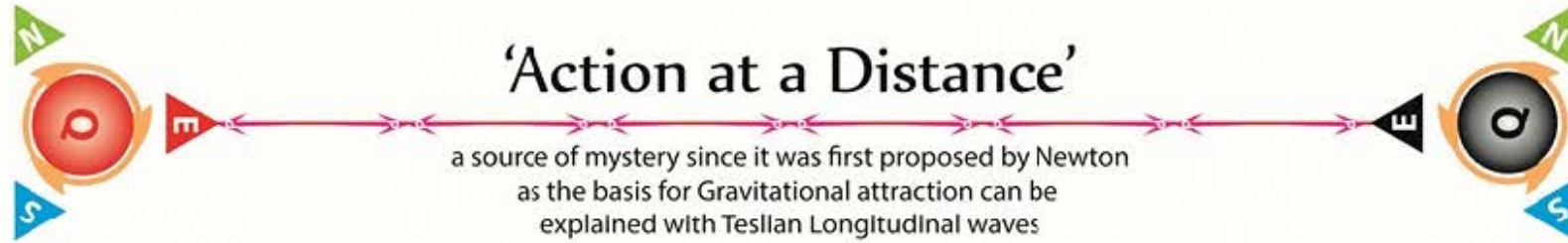
**His results gave a calculated velocity of 288,000 miles per second,  
i.e. faster than what we now know to be the speed of light**

Charles Wheatstone



(6 February 1802 – 19 October 1875)



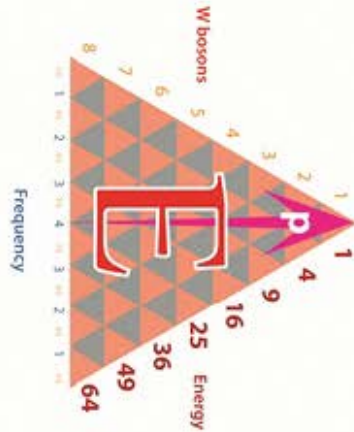


**Positive longitudinal energy momenta**

The ability of one source to affect the other depends on their respective potentials



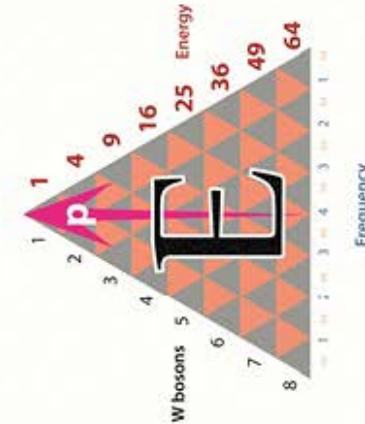
Increasing the Voltage of the discharges in the same time duration increases the total Momenta of the wave



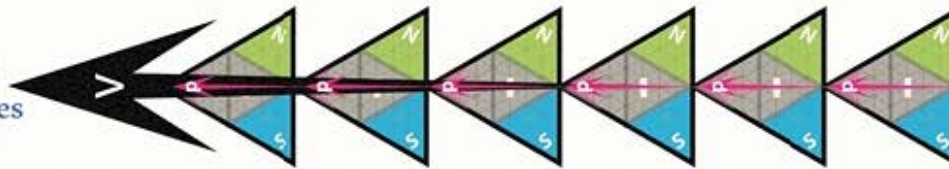
**Bi-directional 'action at a distance'**



'equal & opposite reactions'



Longitudinal waves are produced by DC discharges and are unidirectional



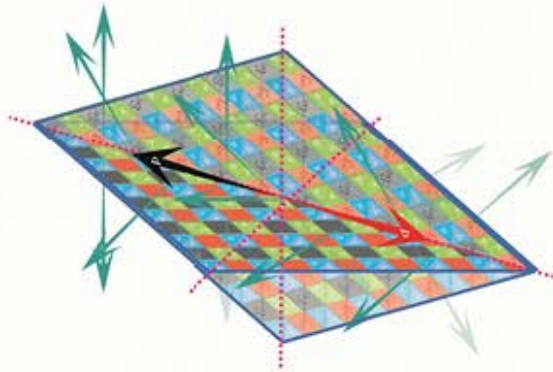
**Negative longitudinal energy momenta**

Once established bi-directional Longitudinal waves act as a 'instantaneous 'rigid conductor' of energy and information along their entire momenta length



Longitudinal EM waves have their E-fields co-linear with their direction of propagation

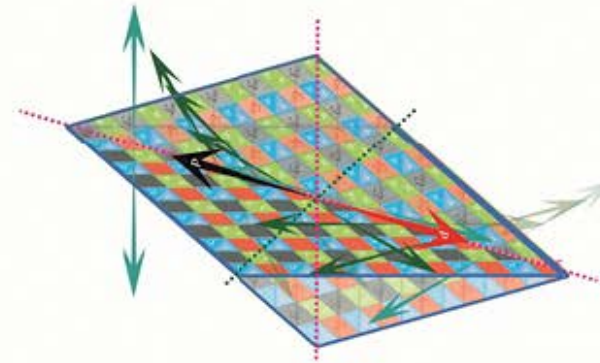
Longitudinal Photons & EM waves are produced by disruptive spark gap discharges



M field has NO preferential axial alignment (and can arrive at any angle)



Un-Polarised



M field has an alignment that follows a circular pattern (Clockwise or Counter-clockwise)



Circularly (or Elliptically) Polarised

# Longitudinal wave

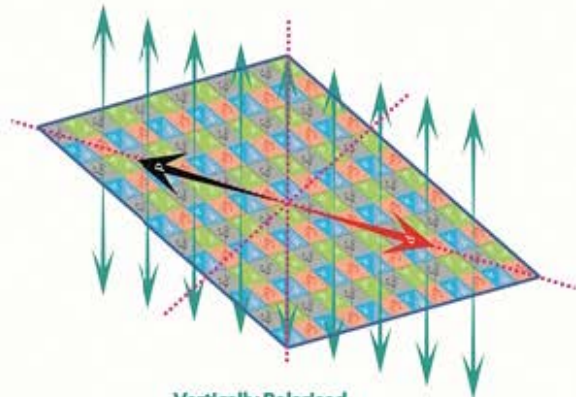


# polarisations

As a convention, the polarization of longitudinal EM waves must be described by specifying the orientation of the wave's magnetic field at a point in space over one period of the oscillation

Longitudinal waves have their linear momenta aligned along their direction of propagation and are extremely efficient at accelerating charges they interact with, creating co-linear accelerations [parallel to their direction of field propagation] - they do not produce charge oscillations along their vector direction of propagation like transverse waves.

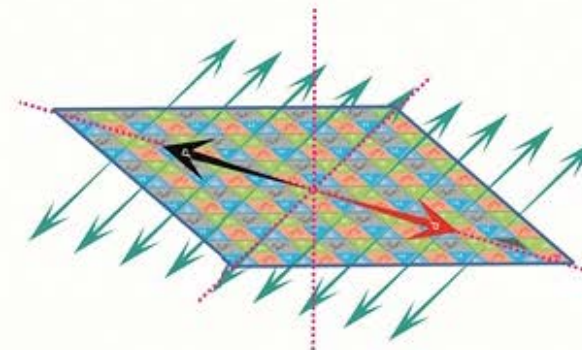
Examples of transverse waves include seismic P (primary) waves, and Tesla's longitudinal 'stinging' rays, whose electric fields and energy momenta are both co-linear with each other and parallel to the direction of energy transfer.



M field alignment is along the Vertical axis



Vertically Polarised




M field alignment is along the Horizontal axis



Horizontally Polarised

# ElectroMagnetic waveforms

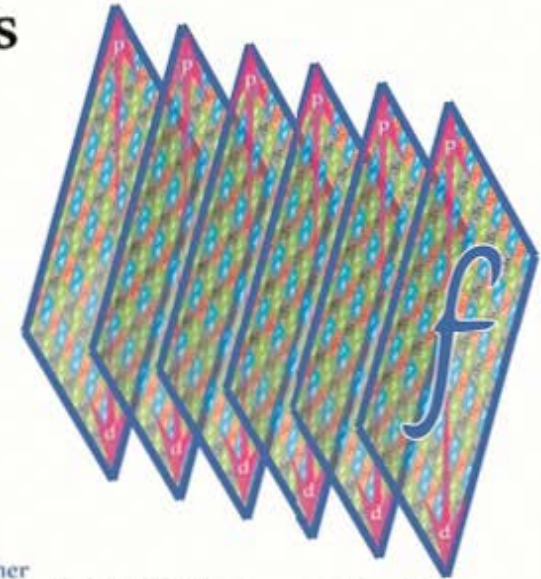
In Teslian longitudinal waves, produced by disruptive EM discharges, the E fields are co-linear with the direction of propagation



After inventing AC electricity Tesla investigated transferring energy through the air via electrostatic longitudinal waves to receiving devices, and noted the differing 'lethality' of the forces produced by these waves



Although comprised of the same energy momenta quanta EM waves can be formed with Electric fields perpendicular to each other thus leading to conflicting theories of EM wave propagation



Hertzian transverse waveforms have their EM fields perpendicular to the direction of propagation

In 1887, Heinrich Hertz demonstrated the reality of Maxwell's electromagnetic waves by experimentally generating radio waves in his laboratory

T

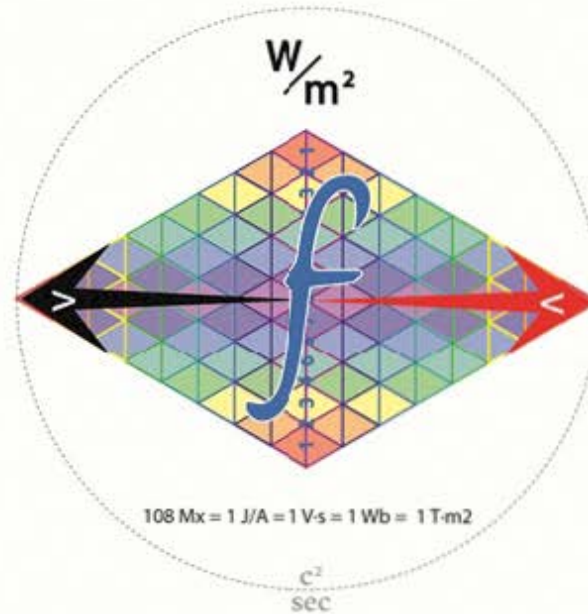
*Teslian waves transmit Energy in a LONGITUDINAL waveform producing 'action-at-a-distance'*

Nikola Tesla



(10 July 1856 - 7 January 1943)

Volt Seconds [per metre<sup>2</sup>]



108 Mx = 1 J/A = 1 V-s = 1 Wb = 1 T-m2

$c^2$   
sec

Heinrich Hertz



(22 February 1857 - January 1 1894)

Hz

*Hertzian waves transmit Energy in a TRANSVERSE waveform producing 'radio waves'*

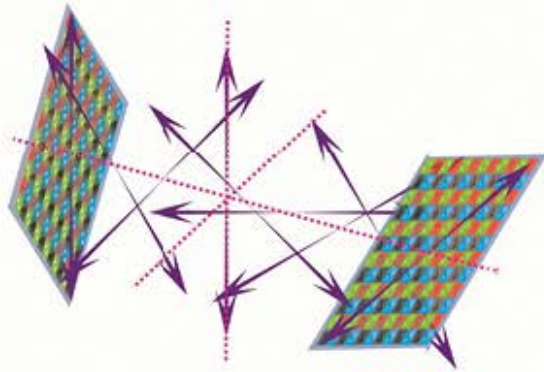
Cycles per Second

Soon after Hertz's claim of discovering Maxwell's transverse EM waves Tesla visited him and personally demonstrated the experimental error to him. Hertz agreed with Tesla and had planned to withdraw his claim, but varying agendas intervened and set the stage for a major rift in the 'accepted' theories



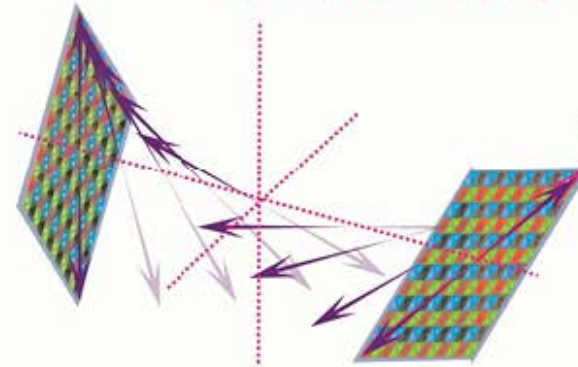
Transverse EM waves have their E&M fields orthogonal with their direction of propagation

Transverse Photons & EM waves are produced by accelerating/oscillating charges



Un-Polarised

E field has NO preferential axial alignment (and can arrive at any angle)



E field has an alignment that follows a circular pattern (Clockwise or Counter-clockwise)



Circularly (or Elliptically) Polarised

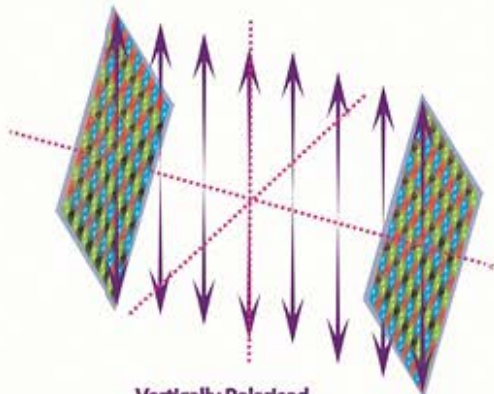


# Transverse wave polarisations

By convention, the polarization of EM waves is described by specifying the orientation of the wave's electric field at a point in space over one period of the oscillation

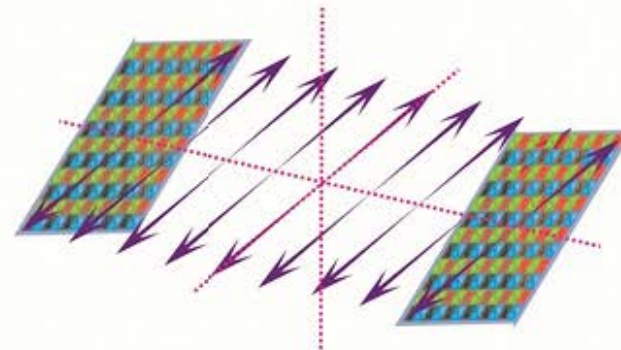
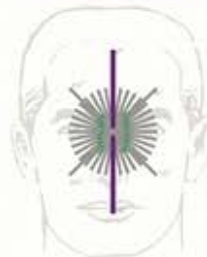
Transverse waves are inefficient propagators of EM energy as they apply their linear momenta tangentially to the charges they interact with, creating lateral accelerations [orthogonal to their direction of field propagation] - they do not accelerate charges along their vector direction of propagation like longitudinal waves.

Examples of transverse waves include seismic S (secondary) waves, and electromagnetic plane wave, whose electric (E) and magnetic (M) fields both oscillate perpendicular to each other and orthogonal to the direction of energy transfer.



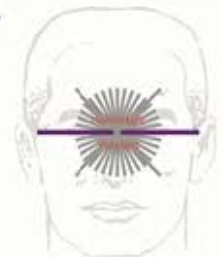
Vertically Polarised

E field alignment is along the Vertical axis



Horizontally Polarised

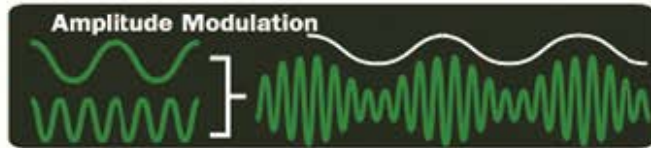
E field alignment is along the Horizontal axis



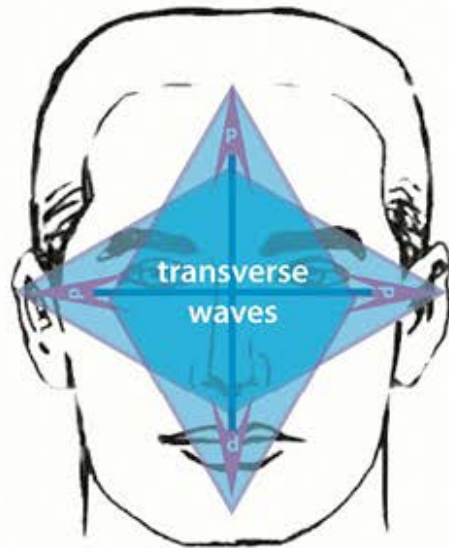
# EM wave modulations

In telecommunications, modulation is the process of varying one or more properties of a periodic waveform, called the carrier signal, with a modulating signal which typically contains information to be transmitted

## Amplitude modulation



the amplitude of the carrier signal is varied



the frequency of the carrier signal is varied



Frequency modulation

In addition to planar Hertzian waves there exists Longitudinal EM waves

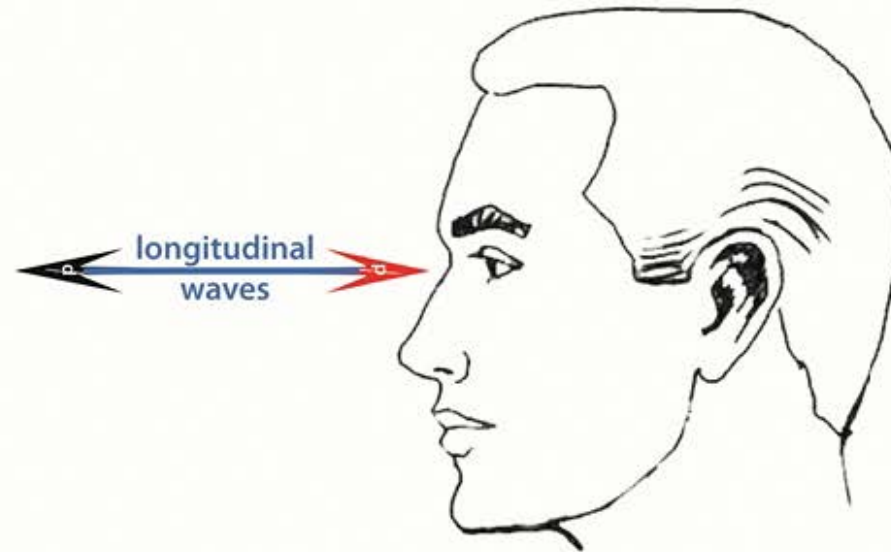
## Impulse propagation



*As the voltage [energy/coulomb] of longitudinal waves increases their co-linear energy-momenta increase and these forces provide a mechanical basis for near instantaneous 'action-at-a-distance'*



Impulse propagation is distinct from pulse modulations



a narrowband analog signal is pulsed over an analog baseband channel



PCM Pulsed modulation TDM



# Transverse EM wave production

Alternating the Voltage potentials in an electrical circuit produces an Alternating Current of electrons with Kinetic EM energies reflective of the Time-Energy duration of the AC circuit

**Alternating Voltages provide an electromotive force to Electrically charged Particles producing tranverse Kinetic Energy fields with orthagonal Magnetic fields**

$$F=ma$$

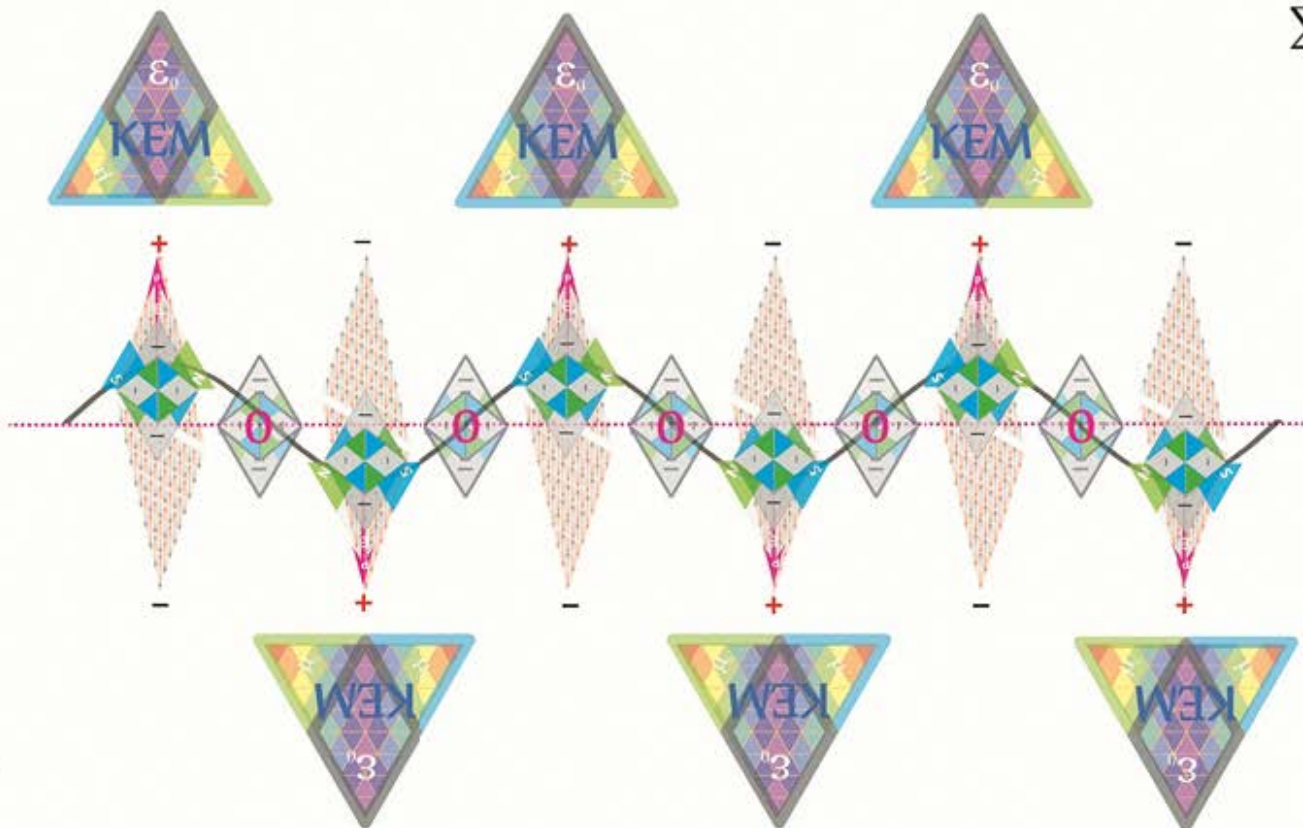
$$\sum F = \frac{dp}{dt} = m \frac{dv}{dt} + v \frac{dm}{dt}$$

Kinetic Energies from motion (diverge from rest Matter)



All Stationary charged particles have NO extrinsic Magnetic moment ie. They are Electro-static

Charges with constant velocities produce REACTIVE [K]EM FIELDS



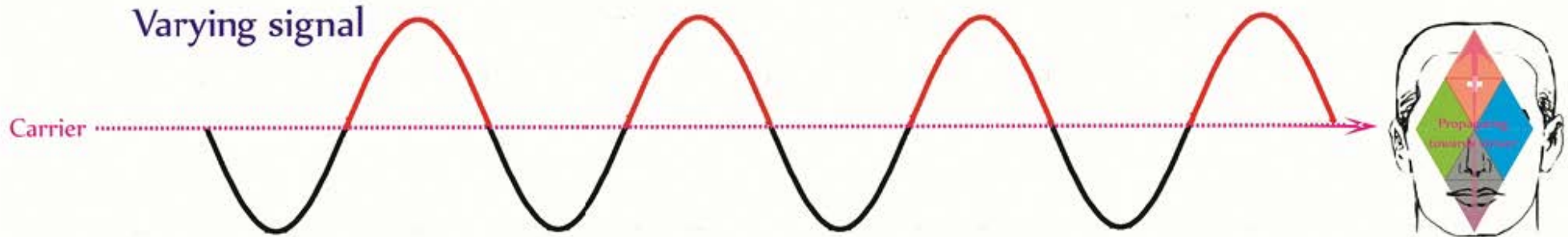
**Any change to the momentum of a charged particle in motion requires a corresponding quantum level energy-momentum change through the emission/absorption of quantised EM mass-ENERGY momenta in the form of W bosons**



Changes in velocity produce changes in momentum which is radiated as Photons

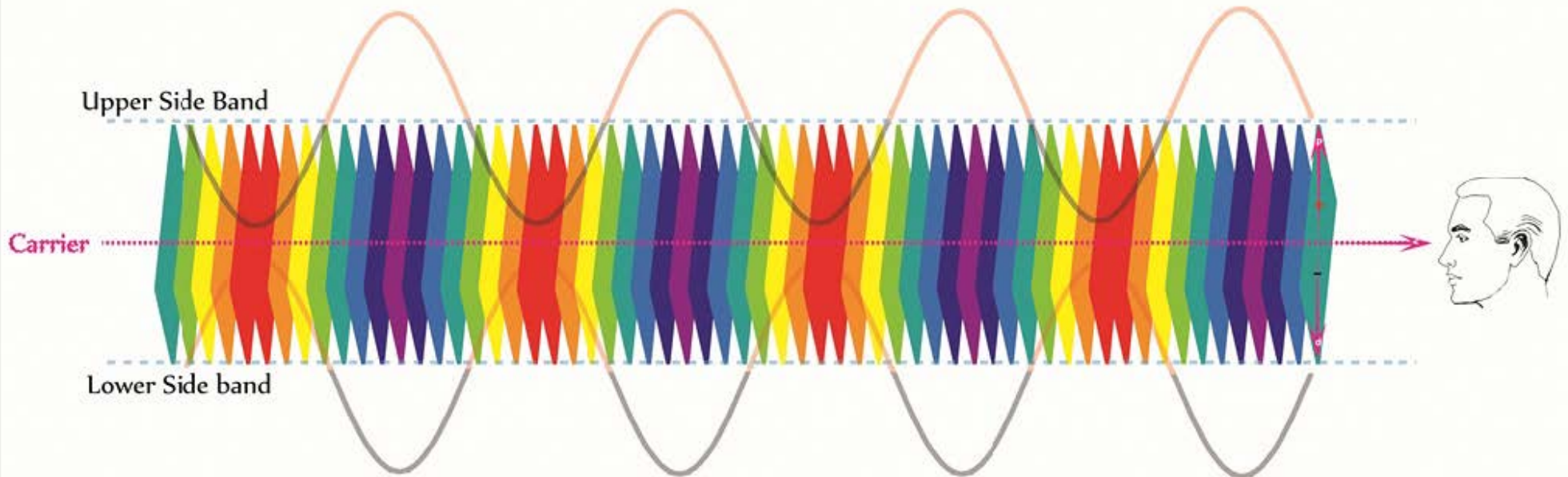
Accelerating Charges produce RADIANT EM WAVES

### Modelling of planar transverse waves (of varying amplitudes)



### AM waveform

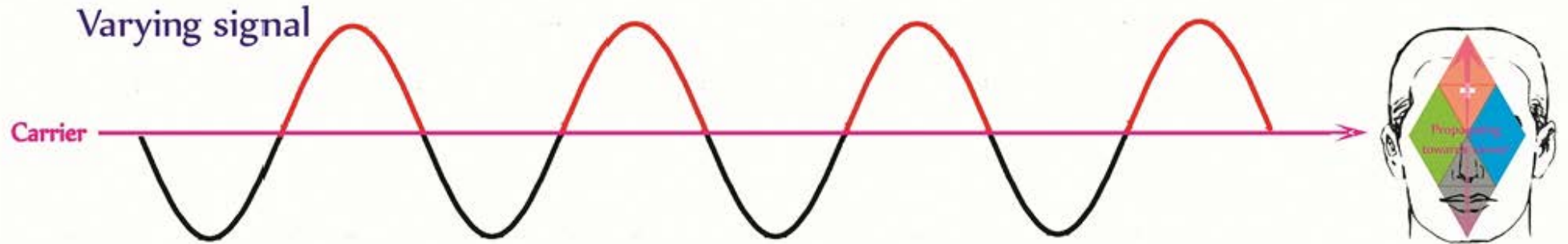
Amplitude Modulation (AM) works by varying the strength of the transmitted signal in relation to the information being sent.



Note: In amplitude modulation each colour planar wave contains differing energy momenta [n1-red to n8-violet]



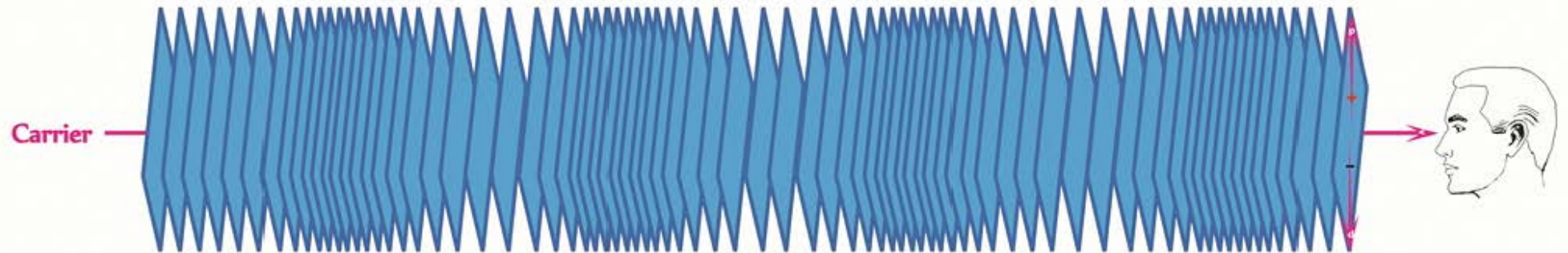
### Modelling of planar transverse waves (of the same frequencies)



### FM waveform

Frequency modulation (FM) is a form of modulation which conveys information over a carrier wave by varying its frequency (in contrast with amplitude modulation, in which the amplitude of the carrier is varied while its frequency remains constant).


In analog applications, the instantaneous frequency of the carrier is directly proportional to the instantaneous value of the input signal



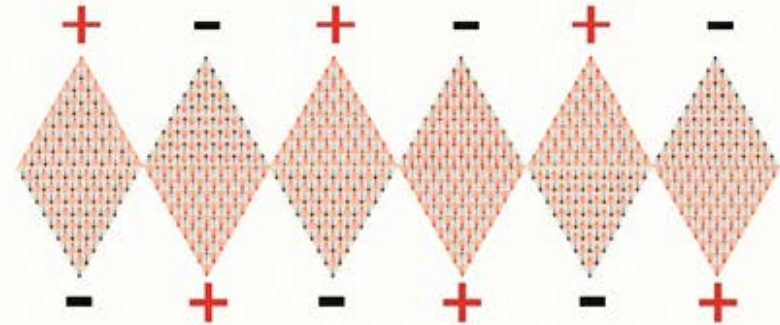
Note: In Frequency modulation all the planar waves have the same energy momenta [only the number of waves per sec varies]

# ElectroMagnetic waves

Mathematics alone [without a correct foundational geometry] is insufficient to describe EM radiation  
 EM waves can be Longitudinal or Transverse with respect to their direction of propagation



Tesla



Maxwell - Hertz

It is now clear [using Tetryonic geometry] that both Tesla and Maxwell were correct in their opposing theories of EM waveforms with Tesla proposing Longitudinal waves [from experiment] and Maxwell proposing Transverse waves [from his equations].

The differing opinions on the EM waveforms is shown to be a direct result of the sources of EM wave generation employed in their creation. After the discovery of the photo-electric effect Hertz and others moved to oscillating charges to produce Transverse [planar] waves while Tesla continued to investigate and utilise the older spark gap technology to produce Longitudinal waves

Spark Gaps & Plasma discharges  
 produce  
 longitudinal EM radiation

Accelerating charges  
 produce  
 transverse EM radiation

Transmitter



Action-at-a-Distance



Radio waves



Receiver

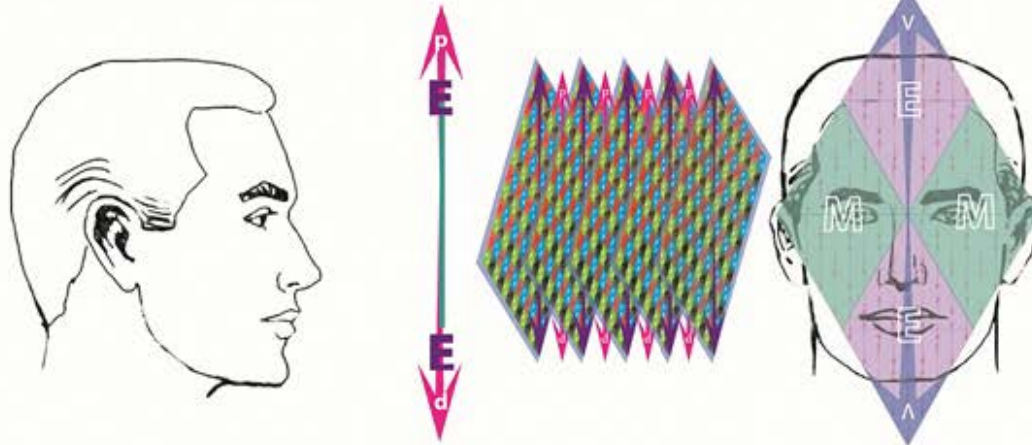
In order to explain and advance our understanding of all EM phenomena we must return to, and utilise, the older discharge technologies



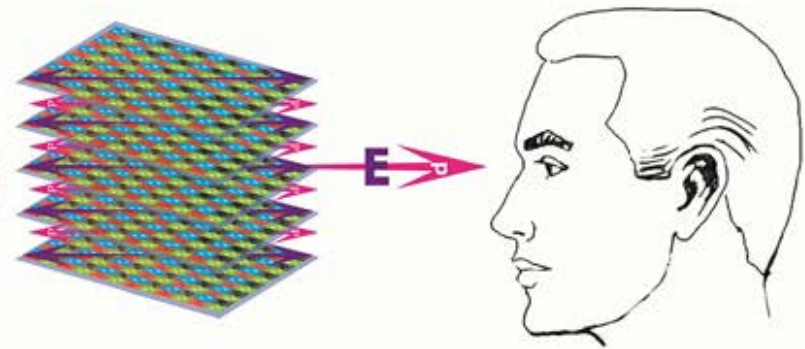
# Planar electromagnetic waves

In the physics of wave propagation, a plane wave (also spelled planewave) is a wave whose wavefronts are infinite parallel planes of peak-to-peak amplitude normal to the phase velocity vector.

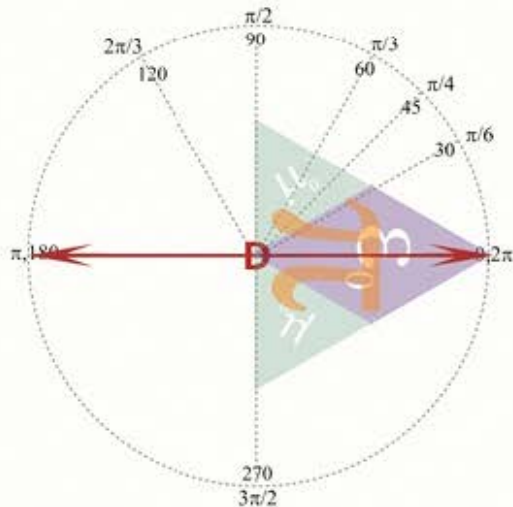
transverse Radio waves



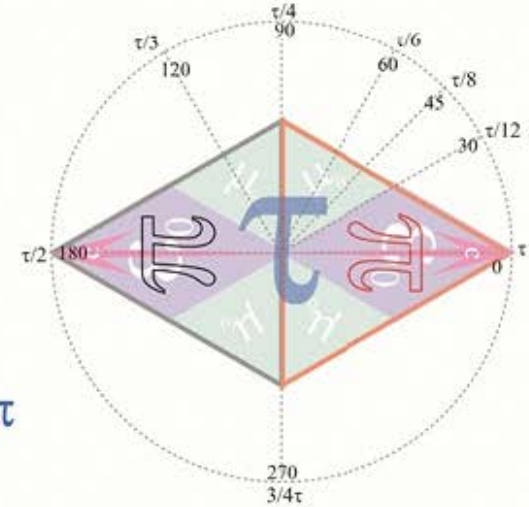
longitudinal Spectral lines



The phase relationships of their EM energy momenta can all be finally visualised and drawn through Tetryonic theory geometries [with appropriate radian units]



bosons  $2\pi[h\nu] = hf$  photons



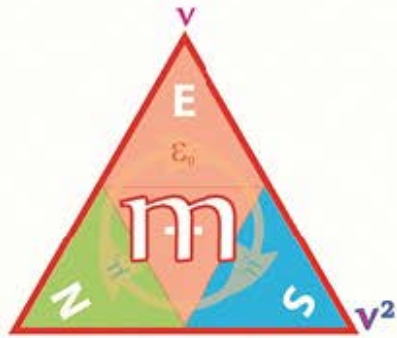
$\tau$  is a more 'natural' radian unit for describing EM waves than  $\pi$   
 $\tau = 2\pi = 360$  degree rotation about a point

# Lorentz co-ordinate transforms

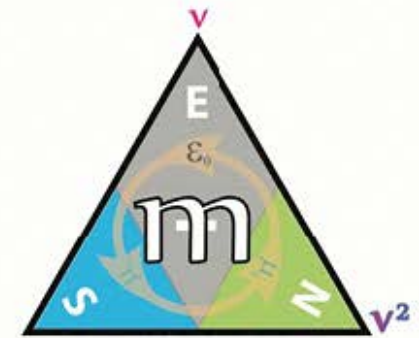
In physics, the Lorentz transformation (or transformations) are named after the Dutch physicist Hendrik Lorentz.

**The transformations describe how measurements of mass-energies in space and time by two observers are related through mathematics**

It was the result of attempts by Lorentz and others to explain how the speed of light was observed to be independent of the reference frame, and to understand the symmetries of the laws of electromagnetism.



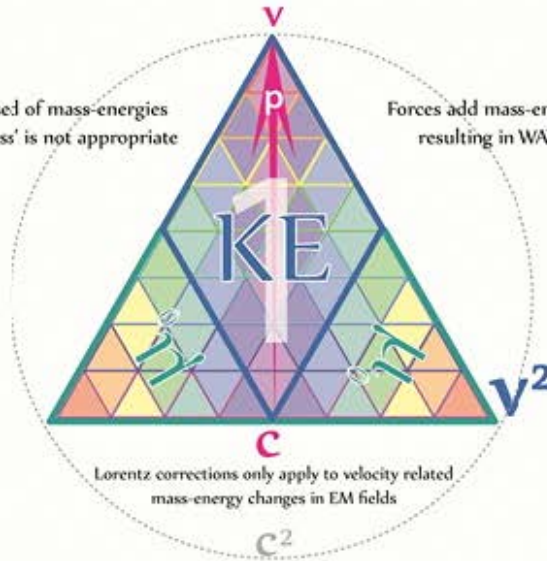
All photons are comprised of two dual-sided equilateral Planck quanta



All EM waves are comprised of neutral charge quanta called Photons

Photons are comprised of mass-energies and the term 'mass-less' is not appropriate

Forces add mass-energies to KEM fields resulting in WAVElength changes



Lorentz corrections only apply to velocity related mass-energy changes in EM fields

Linear correction factor

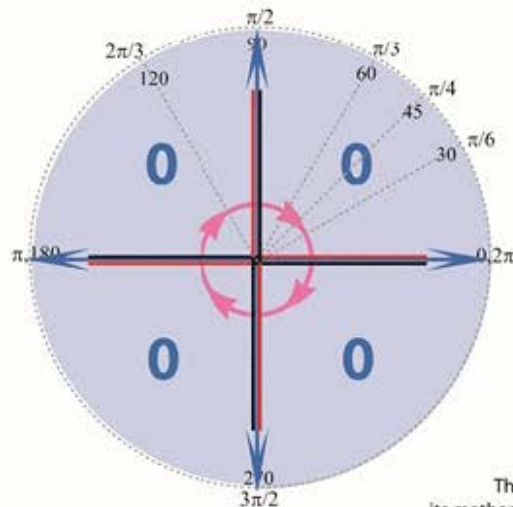
$$\beta = \left[ \frac{v}{c} \right]$$

Linear Lorentz boosts produce changes to the velocity and momenta of a system

Scalar correction factor

$$\beta^2 = \left[ \frac{v^2}{c^2} \right]$$

As the velocity and momenta of a system changes so does its scalar energies



**The Lorentz transformation is a linear transformation**

It may include a rotation of space; a rotation-free Lorentz transformation is called a Lorentz boost.

bosons

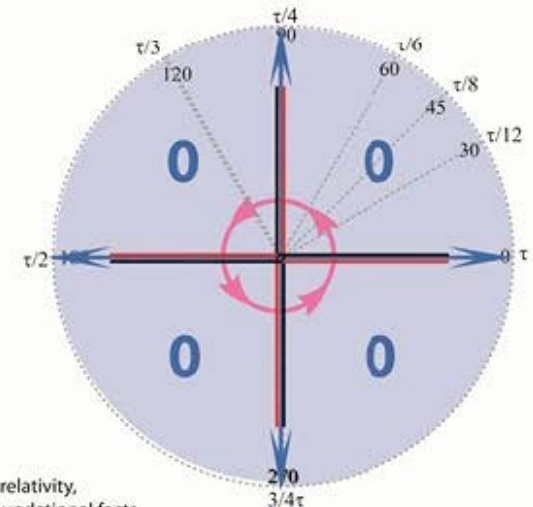
$$2\pi[hv] = hf$$

photons

$\pi$

As photons are neutral charge mass-energy geometries care must always be taken in identifying and specifying the planar wavefront polarities and direction of wave propagation when developing co-ordinate systems to describe their motions and resulting electromagnetic properties

$\tau$



The Lorentz transformation is in accordance with special relativity, but was derived well before special relativity, its mathematical development in relativity theory has resulted in erroneous assumptions being accepted as foundational facts.

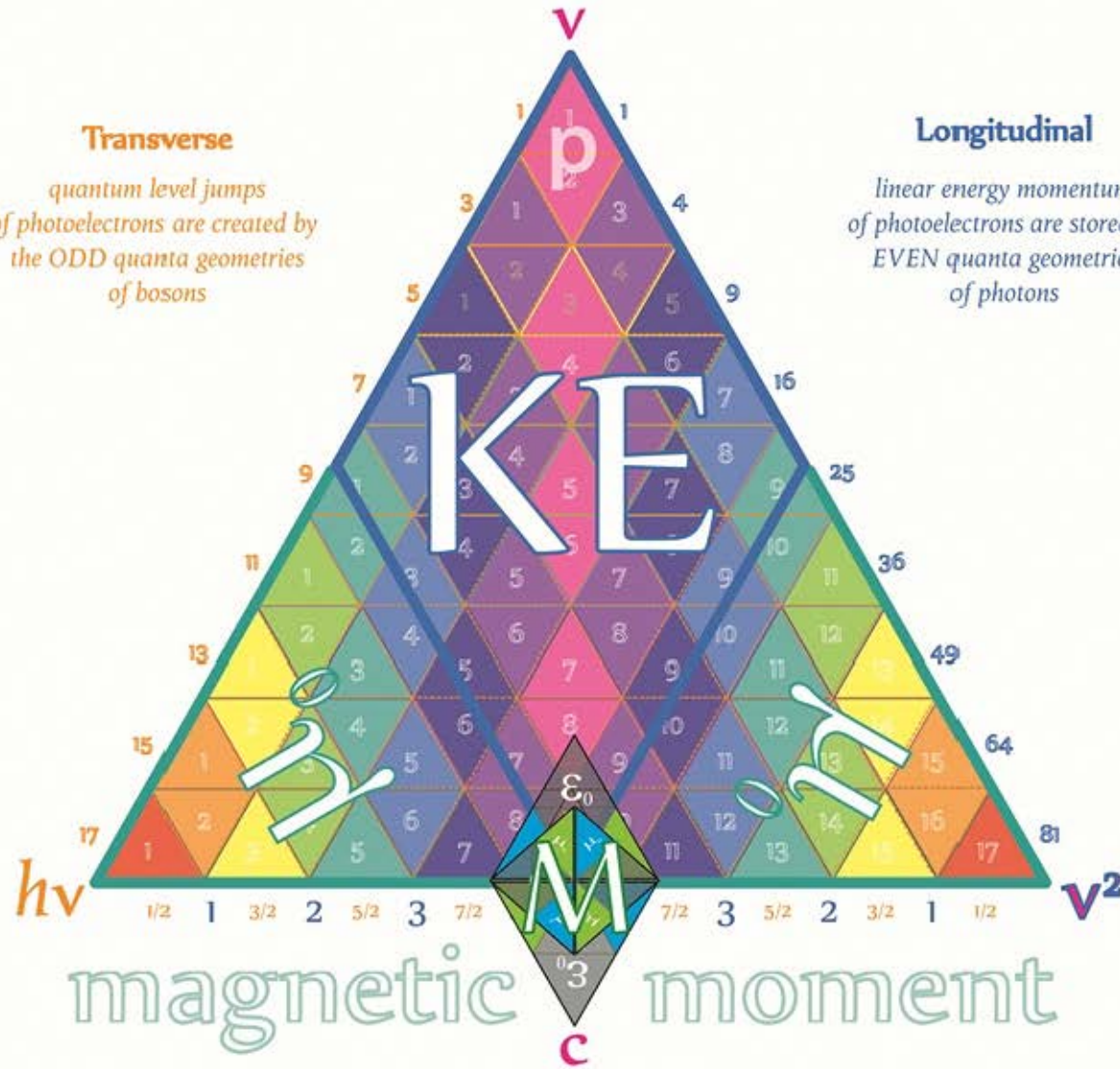


# Photoelectron KEM fields

As electrons bound to nuclei are accelerated by external forces their energies of motion are stored in their KEM fields



**Transverse**  
quantum level jumps  
of photoelectrons are created by  
the ODD quanta geometries  
of bosons



**Longitudinal**  
linear energy momentum  
of photoelectrons are stored as  
EVEN quanta geometries  
of photons



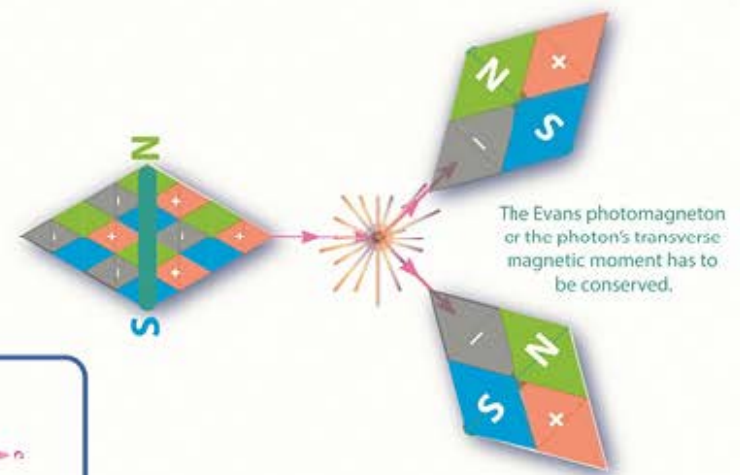
KEM mass-energies are subject to velocity related Lorentz corrections and produce magnetic moments

# Kinetics & Photons

The photon has several properties that distinguish it from all other subatomic particles.

It is the only elementary particle wherein a high-energy photon can transform/split into two or more low-energy photons.

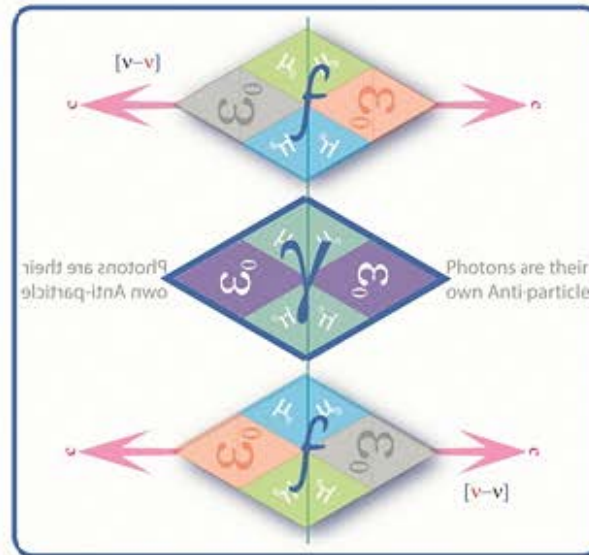
A photon is a magnetic dipole. It is an elementary magnet. Evans discovery of the photon's longitudinal magnetic field in 1992 is considered as significant as Einstein's discovery of Relativity.



The Evans photomagnetron or the photon's transverse magnetic moment has to be conserved.



Photons can form super-position EM waves



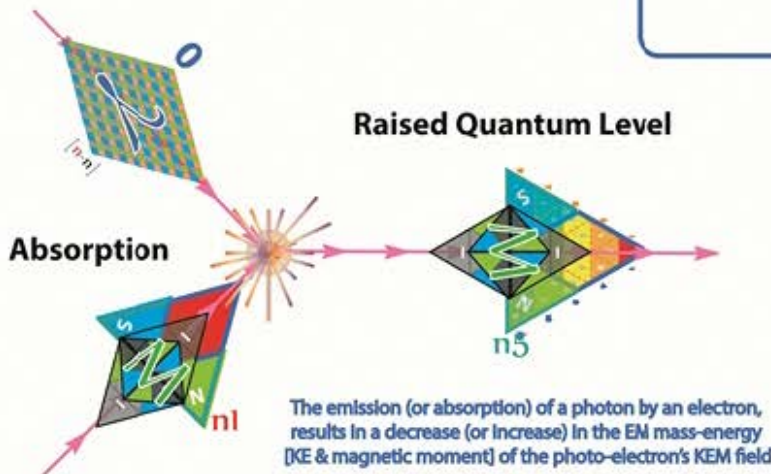
Photons are their own Anti-particle

Photons are their own Anti-particle

**PAIR PRODUCTION**  
A photon with sufficient energy can be transformed into a real electron-positron pair.

The EM mass-energy is conserved as per Einstein's equivalence of mass and energy.

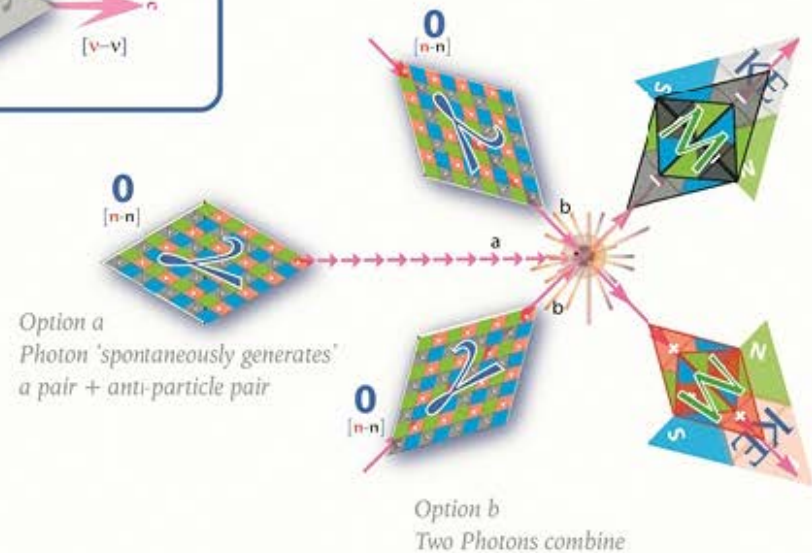
The photon's magnetic charge is conserved in the magnetic moments of the created electron-positron pair.



**Raised Quantum Level**

**Absorption**

The emission (or absorption) of a photon by an electron, results in a decrease (or increase) in the EM mass-energy [KE & magnetic moment] of the photo-electron's KEM field




Option a  
Photon 'spontaneously generates' a pair + anti-particle pair

Option b  
Two Photons combine



Arthur Compton



(September 10, 1892 - March 15, 1962)

# Compton Scattering

The in-elastic scattering of photons in matter results in a decrease in energy (increase in wavelength) of an X-ray or gamma ray photon and is called the Compton effect.

Part of the energy of the X/gamma ray is transferred to a scattering electron, which recoils and is ejected from its atom (which becomes ionized), and the rest of the energy is taken by the scattered, "degraded" photon.

Compton frequency of photons

$$E = hf = \frac{hc}{\lambda} = mc^2$$

where  $v = c$

Lorentz corrected energies of EM masses in motion

$$n\pi \frac{[m\Omega v^2]}{c^2}$$

Compton frequencies should never be calculated from the total relativistic energies of Matter in motion without proper consideration of the invariant rest Matter

Gamma Ray



X-ray

Incident photon  $\lambda_i$

$$p_i = \frac{E_i}{c} = \frac{h\nu_i}{c} = \frac{h}{\lambda_i}$$

Target electron at rest

Recoil electron

$$p_e = \frac{\sqrt{E^2 - (m_e c^2)^2}}{c}$$



$$p_f = \frac{E_f}{c} = \frac{h\nu_f}{c} = \frac{h}{\lambda_f}$$

Scattered photon

$$\lambda_f - \lambda_i = \Delta\lambda = \frac{h}{m_0 c} (1 - \cos\theta)$$

deBroglie wavelength formula

Total relativistic energies of Matter in motion

$$n\pi \frac{[m\Omega v^2]}{c^4}$$



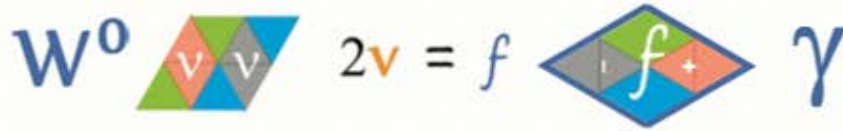
Degraded Photon

# Pair Production

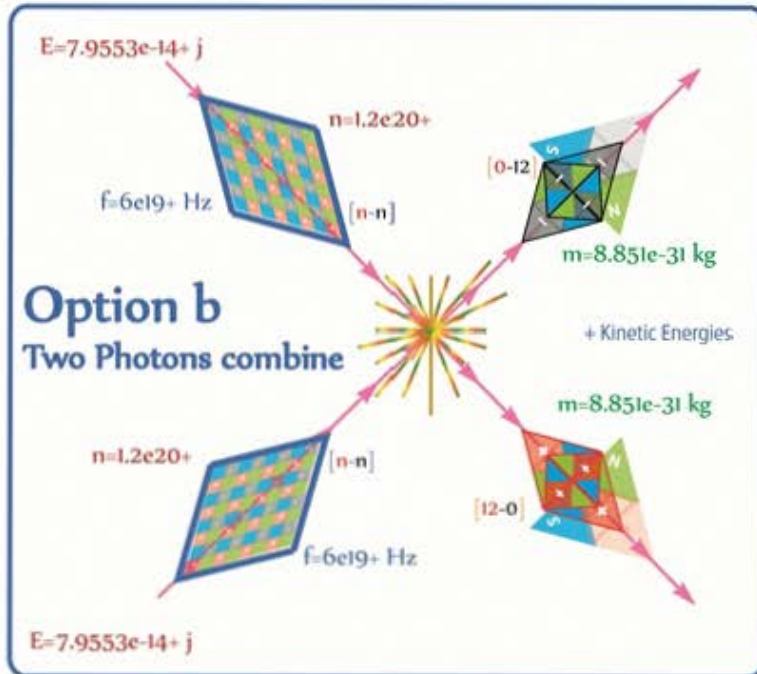
$$mv^2 = E = \frac{1}{2}hf$$

A photon with sufficient energy can be transformed into a real, material electron-positron pair.

The EM mass-energies of the system are conserved as per the equivalence of mass and Energy.

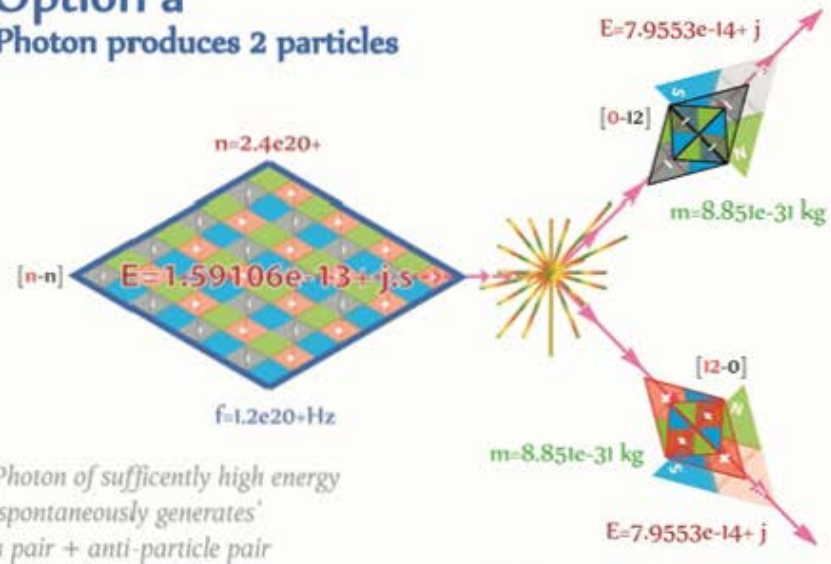


The photon's magnetic dipole and charges are also conserved (but in differing charge geometries)



## Option a

Photon produces 2 particles



Planck's constant	Energy	electron rest mass-Matter
6.62432672 e-34 kgm <sup>2</sup> /s	7.9553 e-14 j	8.8514860 e-31 kg

$$n\pi \left[ \frac{\text{Planck quanta}}{\text{mass velocity}} \right] = E = T\pi \left[ \frac{\text{Planck quanta}}{\text{mass velocity}} \right]$$

6 e19	1.2 e20
photon frequency	Compton frequency

All pair production - annihilations must follow the mass-Energy-Matter equivalency formula





# Kinetic Energies

$$KE = \frac{1}{2} M v^2$$

As velocity increases so does the number of energy momenta quanta per spatial geometry



Photons contain Kinetic energies and momentum

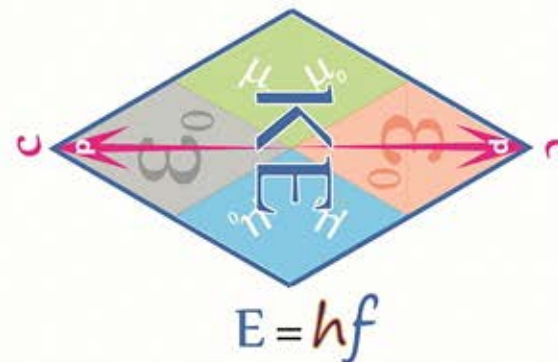
# Photonic Energy

$$E_{\gamma} = 2\pi \left[ \left[ \frac{m \Omega v^2}{\text{mass velocity}} \right] \right]$$

Kinetic Energy and momenta are all related through Tetryonic geometry

# Photons

$$p = \frac{h}{\lambda} = \frac{E}{c}$$



# Momentum

$$\frac{p^2}{2m} = KE = \frac{1}{2} M v^2$$

As the number of Photons increases so does the Momentum

$$p = \frac{n\pi \left[ \left[ \frac{m \Omega v^2}{\text{mass velocity}} \right] \right]}{v} = E/v$$

All Photons travel at the 'speed of light' in their medium of transmission

$$p = \frac{E}{c} = \frac{h\nu}{c} = \frac{h}{\lambda}$$

$$p = n\pi \left[ \left[ \frac{m \Omega v}{\text{mass velocity}} \right] \right]$$

linear energy-momentum

# Electronic Kinetic Energies

have discrete energy levels within the nucleus and continuous energy levels in unbound electrons



$$KEM = 4\pi \left[ \left[ \epsilon_0 \mu_0 \right] \cdot \left[ m \Omega v^2 \right] \right]$$

EM Field Planck quanta ElectroMagnetic mass velocity

Electric & Magnetic energies are contained in the KEM field geometry extending from all Matter topologies in motion

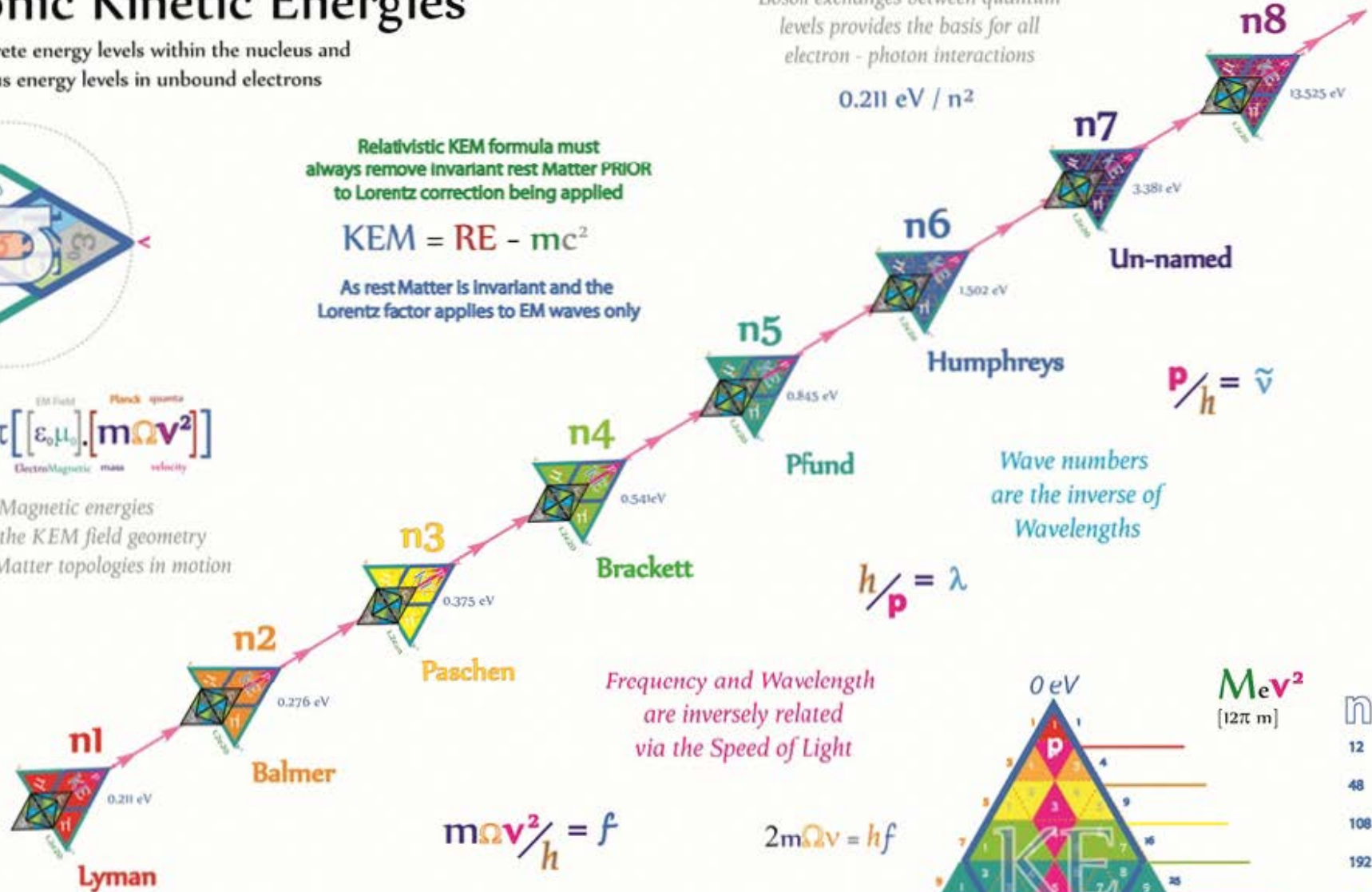
Relativistic KEM formula must always remove invariant rest Matter PRIOR to Lorentz correction being applied

$$KEM = RE - mc^2$$

As rest Matter is invariant and the Lorentz factor applies to EM waves only

Boson exchanges between quantum levels provides the basis for all electron - photon interactions

$$0.211 \text{ eV} / n^2$$



$$p/h = \tilde{\nu}$$

Wave numbers are the inverse of Wavelengths

$$h/p = \lambda$$

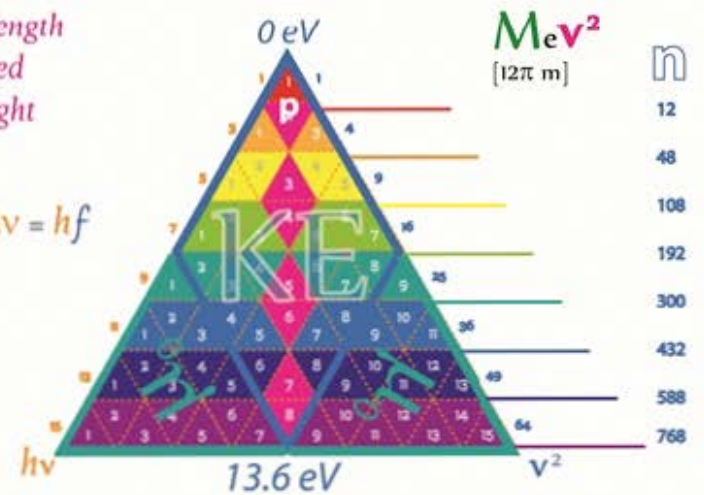
Frequency and Wavelength are inversely related via the Speed of Light

$$m \Omega v^2 / h = f$$

$$2m \Omega v = hf$$

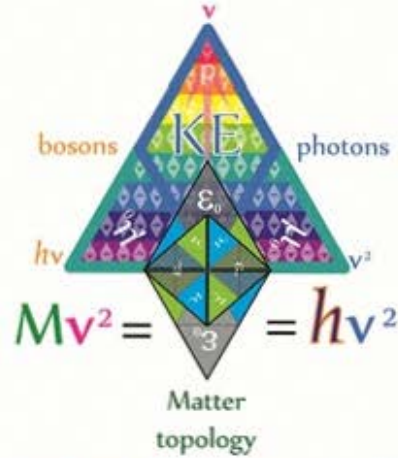


$$M \frac{v^2}{c^2} = KEM = h \frac{v^2}{c^2}$$





# Photonic energy momenta of KEM fields



Rydberg's formula is a wavenumber equivalent re-expression of Lorentz's velocity correction formula as it applies to the quantised energy momentum of Photo-electrons bound in atomic nuclei

$$\frac{1}{\lambda} = \frac{R_H}{hc} \left( \frac{1}{n_1^2} - \frac{1}{n_2^2} \right)$$

The difference of two inverse squared KEM energies

$$R \left( \frac{1}{1} - \frac{1}{4} \right) = R \left( \frac{36}{48} \right)$$

n1 and n2 are integers greater than or equal to 1 such that n1 < n2

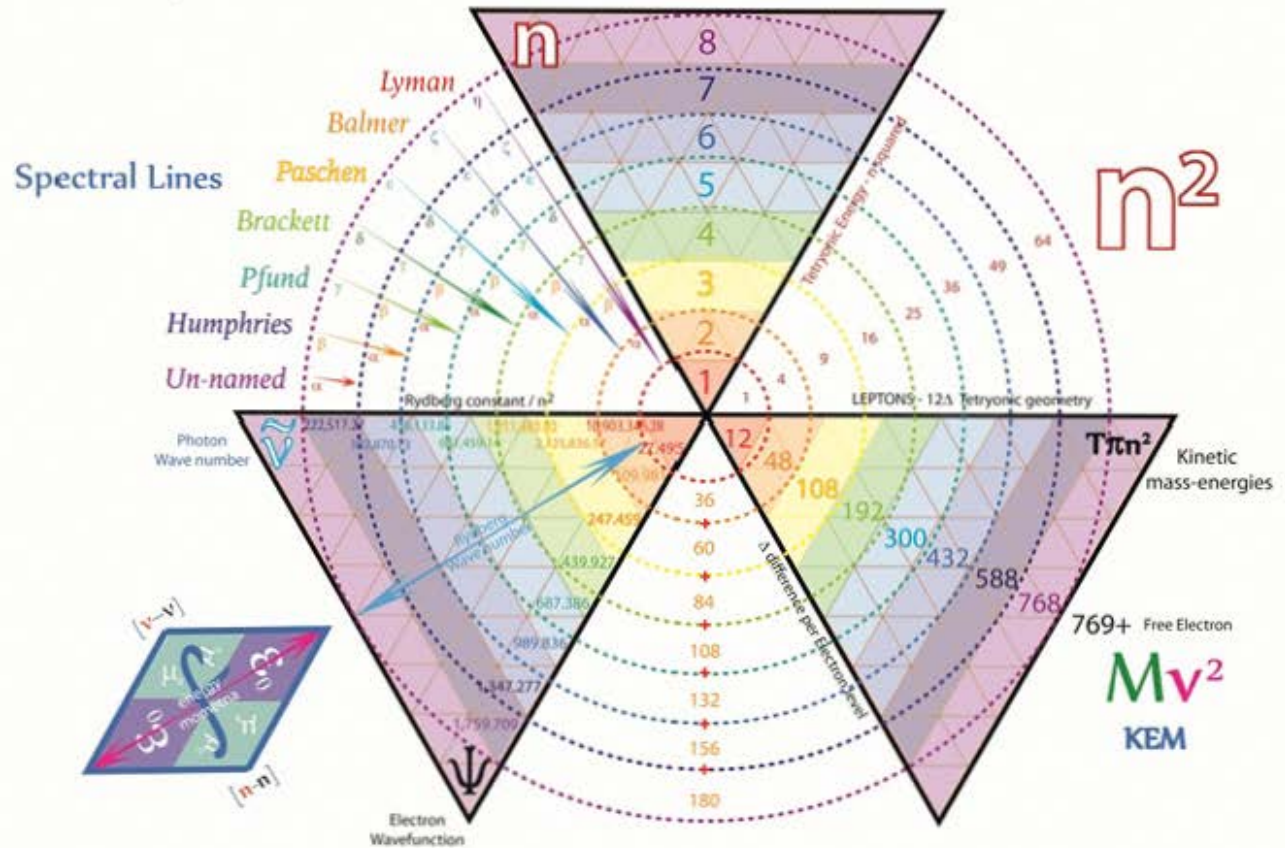
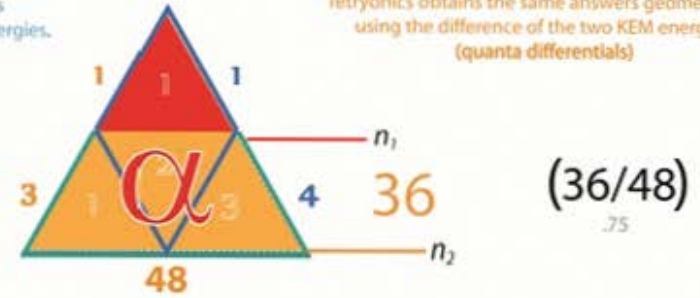
$$\frac{1}{2} Mv^2 = KE = hcR$$

Whereas Rydberg calculated for wavenumbers using the difference of two inverse squared KEM energies. (inverse wavelengths)

$$\left( \frac{1}{1} - \frac{1}{4} \right) .75$$

A mathematical solution that works but whose physical mechanics has eluded explanation

Tetryonics obtains the same answers geometrically using the difference of the two KEM energies. (quanta differentials)



Any changes to the Energy momenta of the electron's KEM field must be reflected in the Energy momenta of the Photo-electrons emitted [absorbed]

$$\pm \Delta h\nu = KEM_i - KEM_f$$

The difference of two KEM energies





# Spectral line energies

$$1\pi \left[ \left[ \epsilon_0 \mu_0 \right] \cdot \left[ m \Omega v^2 \right] \right]$$

Change EM Field Plank quanta ElectroMagnetic mass velocity

ZPF



ZPF

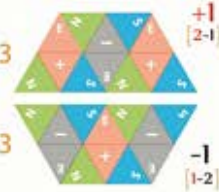
Bosons are  
**Odd number  
Charge carriers**

$$n \cdot h\nu$$

$$ODD\pi \left[ \left[ \epsilon_0 \mu_0 \right] \cdot \left[ m \Omega v^2 \right] \right]$$

Bosons EM Field Plank quanta ElectroMagnetic mass velocity

W+



W-

Each quantum level transition requires kinetic energies with an **ODD** number of EM mass-energy momenta quanta [bosons - charge carriers]

In order to transition between levels for each emission and absorption leptons must release or absorb specific W bosons (neutral Z bosons - photons) for each KEM field change

Pairs of charged W bosons combine to form neutral bosons / photons [EM induction]



Photons are

**Even number  
EM force carriers**

$$\gamma \ 2\pi \left[ \left[ \epsilon_0 \mu_0 \right] \cdot \left[ m \Omega v^2 \right] \right]$$

Photons EM Field Plank quanta ElectroMagnetic mass velocity

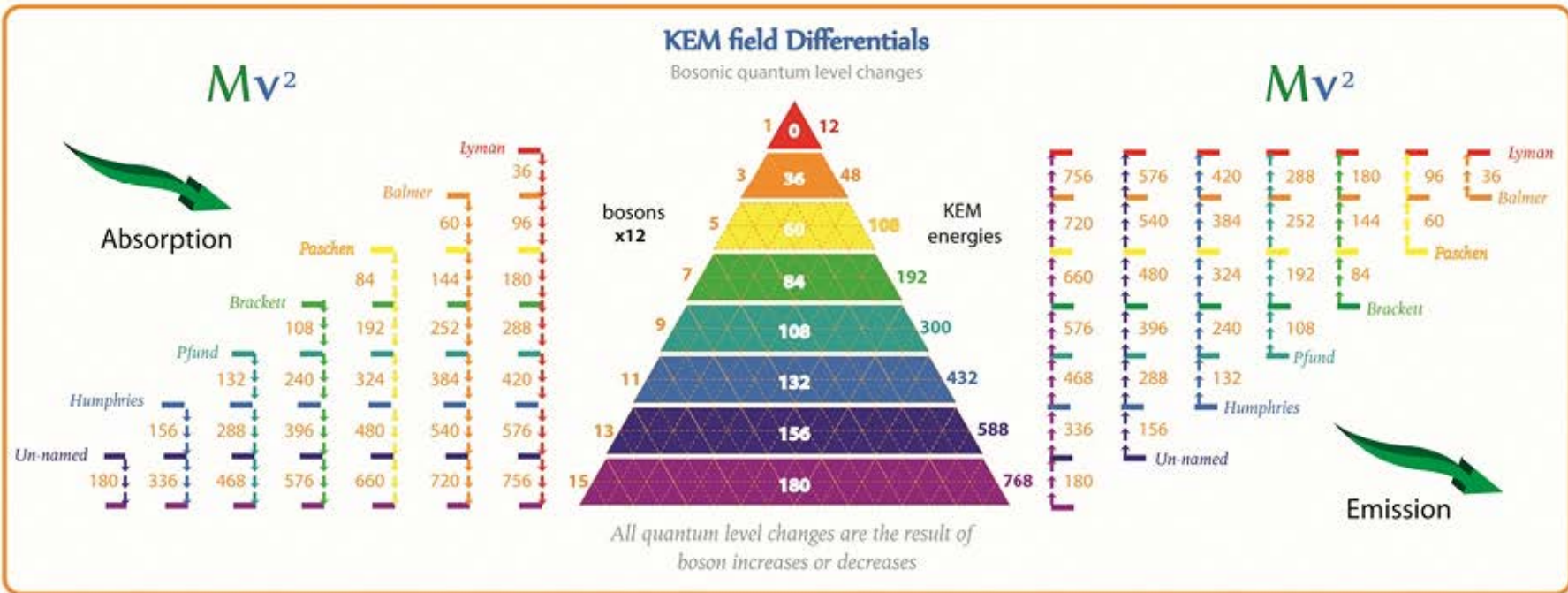
$$n \cdot hf$$



W<sup>0</sup>

$$EVEN\pi \left[ \left[ \epsilon_0 \mu_0 \right] \cdot \left[ m \Omega v^2 \right] \right]$$

EM waves ElectroMagnetic mass velocity



# Quantum level differentials


The exact number of Kinetic energy quanta (ZPFs) required for each bound electron transition within a nucleus

$$\frac{1}{\lambda} = \frac{R_H}{hc} \left( \frac{1}{n_1^2} - \frac{1}{n_2^2} \right)$$

Ryberg calculated this as the wavenumber differential of two inverse squared energies

$$n_f^2 \quad \overset{\text{Ryberg}}{R_H} \left( \frac{1}{1} - \frac{1}{4} \right) = \overset{\text{Tetryonic}}{R_H} (36 - 48) \quad n_i^2$$

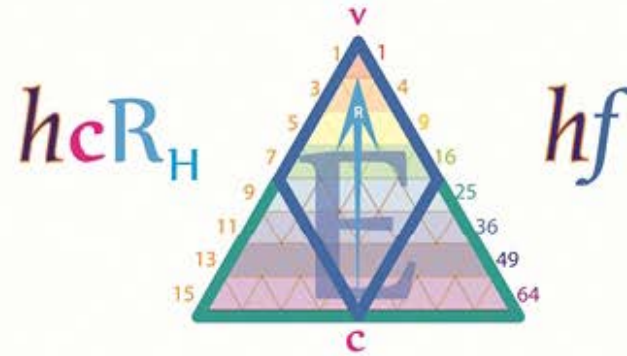
Tetryonic geometry reveals it to be sum of ODD Integer bosons between two squared KEM energies



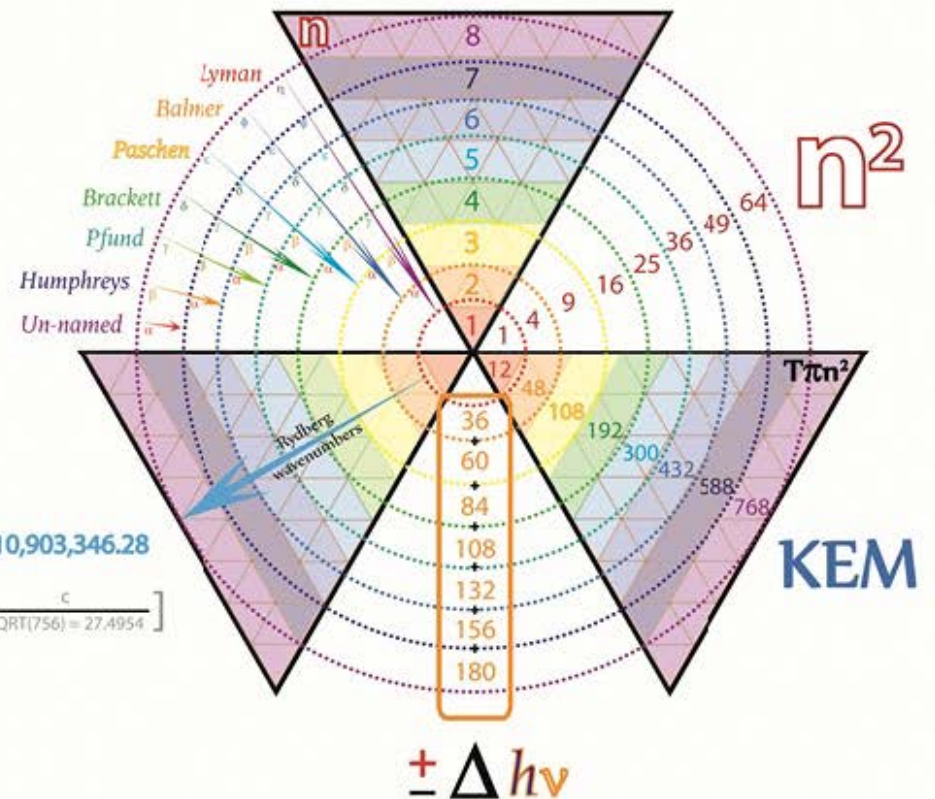
Each Quantum level jump within an Atomic Nuclei is discrete and requires an exact number of EM mass-energy quanta

The calculation of the quanta required is historically done utilising Rydberg's Constant and its associated formula

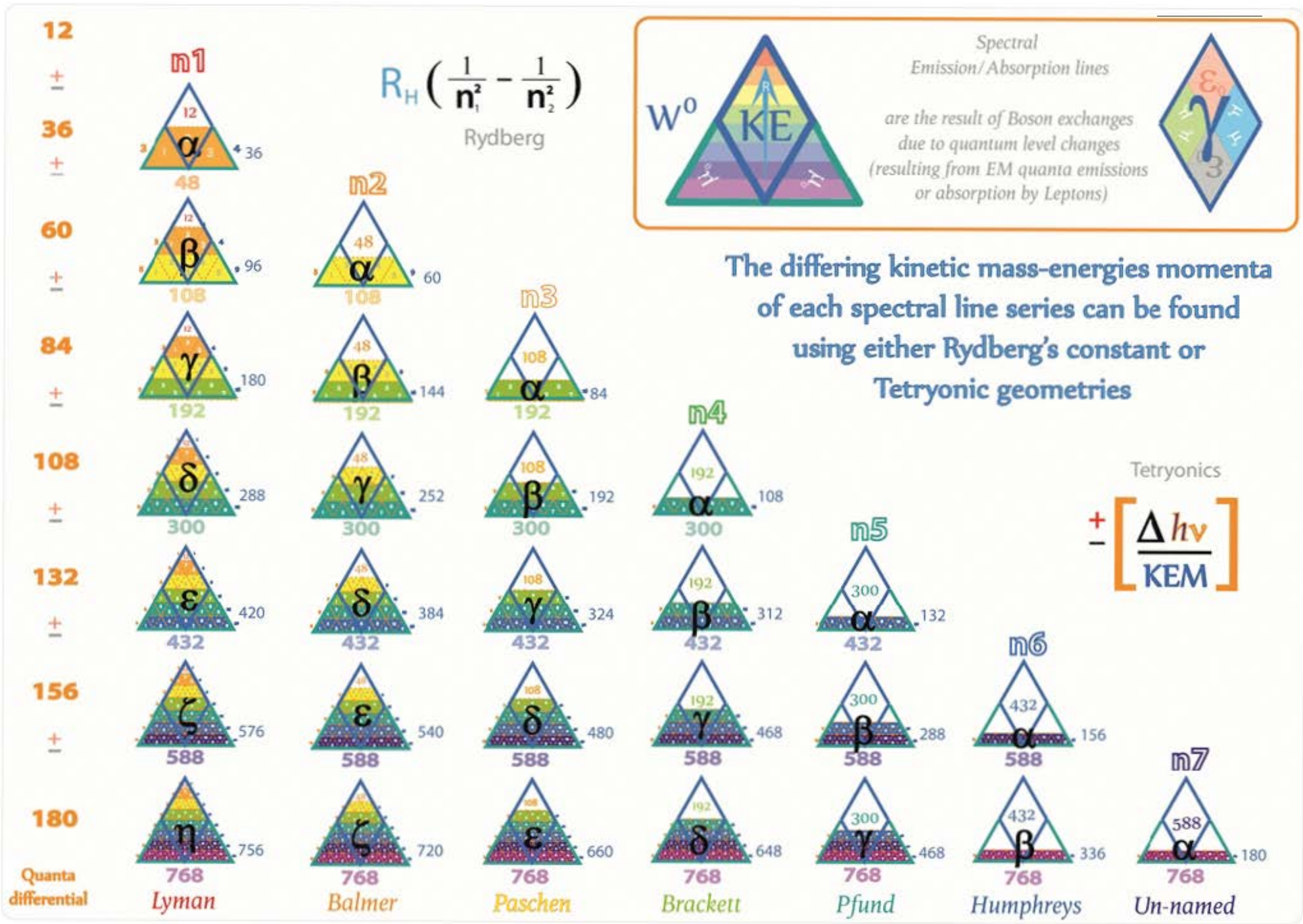
The quantum level [bason] differential equates it to the release or absorption of consecutive ODD number Planck quanta from squared KEM field energy geometries  $\Delta[hv]$



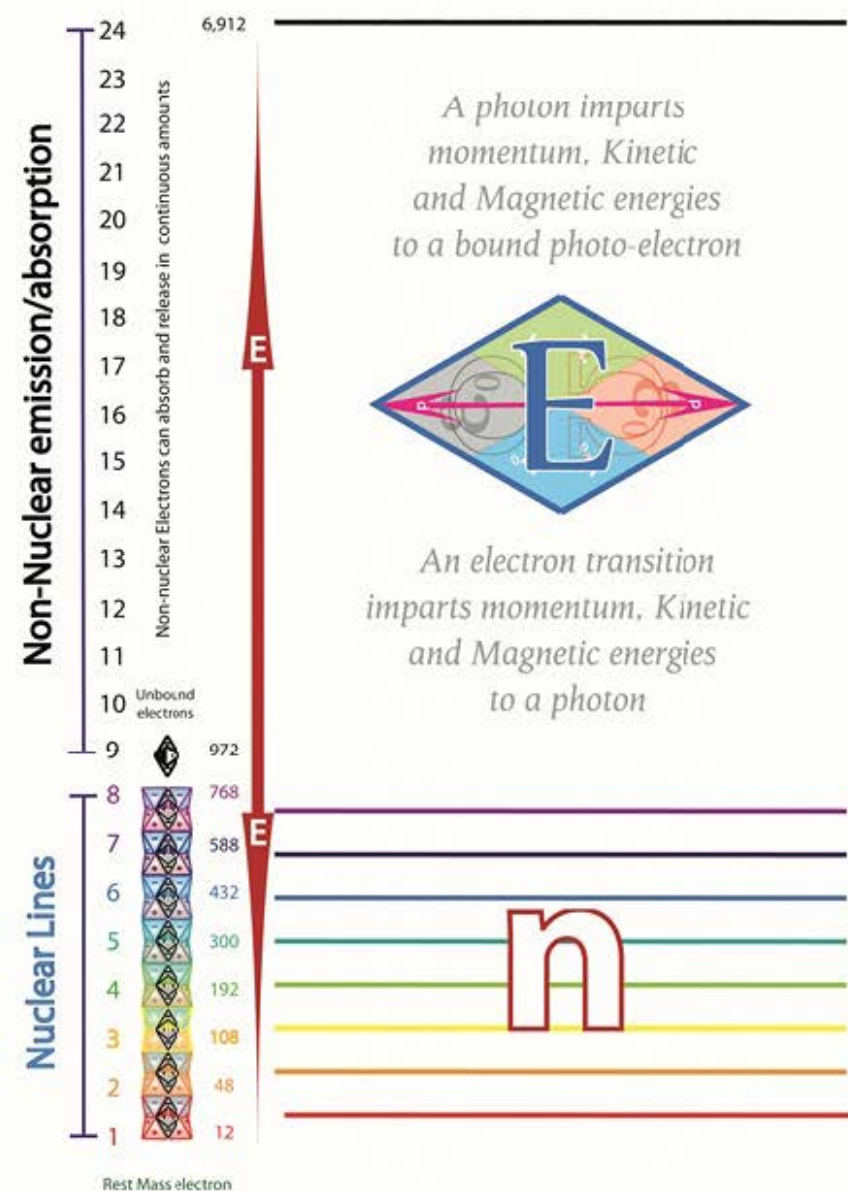
Rydberg's constant is a LINEAR measurement of wavenumbers which can be related to squared KEM energies through the velocity-frequency-wavelength relationship







# Absorption~Emission lines



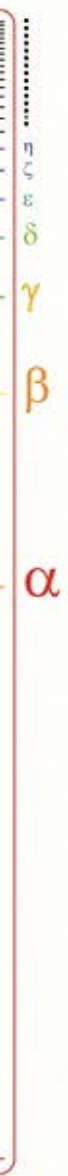
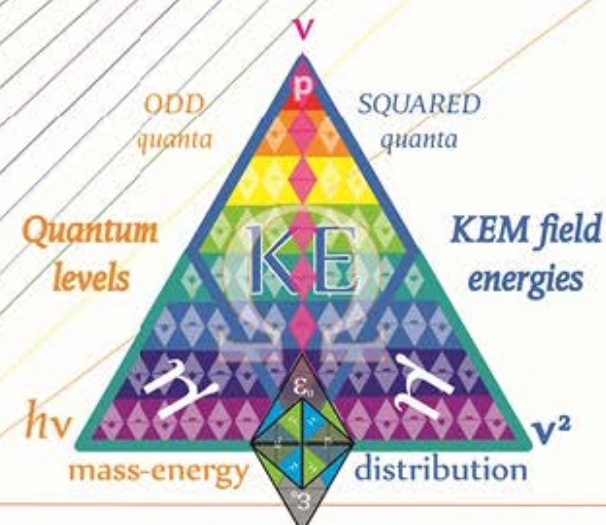
$$E = hf = \frac{hc}{\lambda} = mc^2$$

Spectral line series

$$\frac{1}{\lambda} = \frac{R_H}{hc} \left( \frac{1}{n_1^2} - \frac{1}{n_2^2} \right)$$

Ryberg Constant -  $1.0903 \times 10^7 \text{ m}^{-1}$

Any changes to the energy momenta of bound photo-electrons in atomic nuclei must be reflected in the energy momenta of emitted/absorbed Bosons/Photons

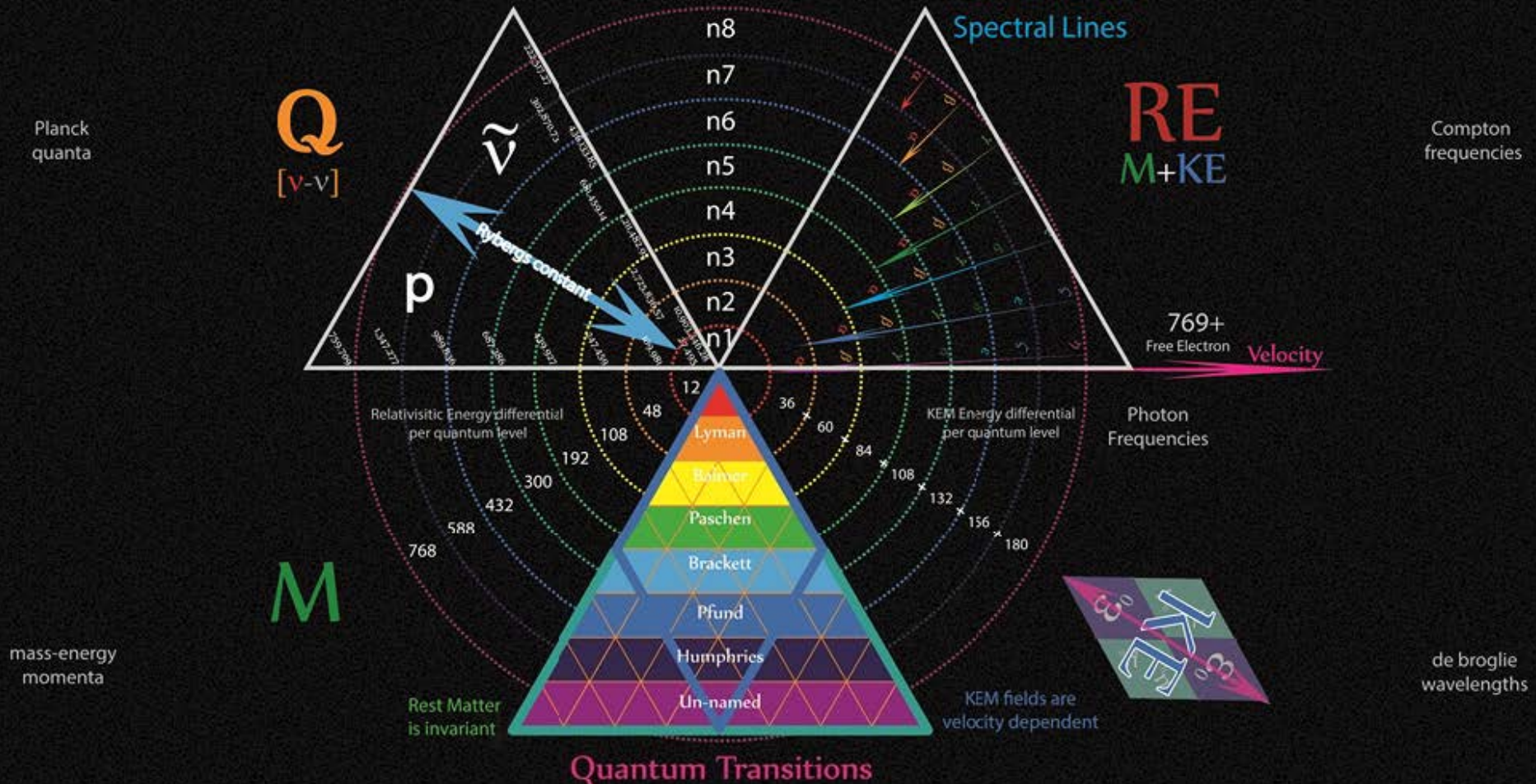




# Spectral Lines

Spectral lines are the result of interaction between a quantum system (usually atoms, but sometimes molecules or atomic nuclei) and a single photon.

When a photon has exactly the right amount of energy to allow a change in the energy state of the system (in the case of an atom this is usually an electron changing orbitals), the photon is absorbed. Then it will be spontaneously re-emitted, either in the same frequency as the original or in a cascade, where the sum of the energies of the photons emitted will be equal to the energy of the one absorbed (assuming the system returns to its original state). The direction and polarization of the new photons will, in general, correlate with those of the original photon.

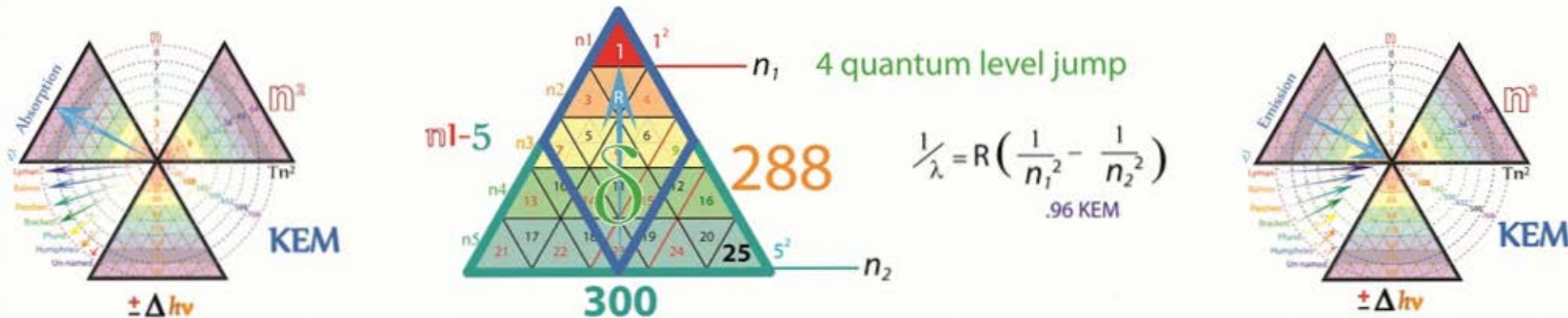


Spectral lines are highly atom-specific, and can be used to identify the chemical composition of any medium capable of letting light pass through it (typically gas is used).

Several elements were discovered by spectroscopic means, such as Helium [04], Rubidium [37], Cerium [58] and Thallium [81]

Spectral lines also depend on the physical conditions of the gas, so they are widely used to determine the chemical composition of stars and other celestial bodies that cannot be analyzed by other means, as well as many other of their physical properties.



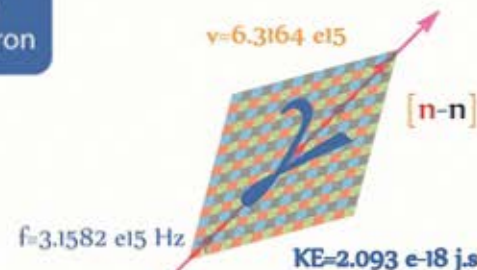
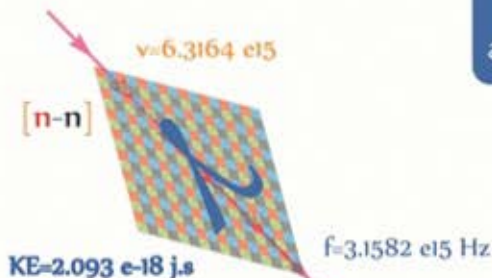


# Photoelectron KEM field changes

The absorption (or emission) of a photon by an electron results in an increase (or decrease) in the Kinetic EM mass-energies of the electron

In the 1880s, Rydberg developed a formula describing the relation between the wavelengths in spectral lines of alkali metals, in turn finding the Rydberg Constant.

The Rydberg constant represents the limiting value of the highest wavenumber (the inverse wavelength) of any photon that can be emitted from the hydrogen atom, or, alternatively, the wavenumber of the lowest-energy photon capable of ionizing the hydrogen atom from its ground state.



Absorption

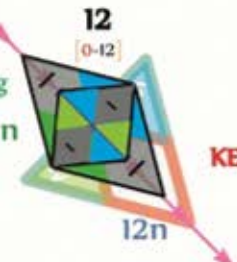
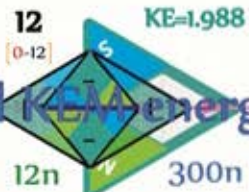
Raised KEM energies

Emission

KE=7.9553 e-14 j.s

KE=1.988 e-12 j.s

KE=2.093 e-18 j.s

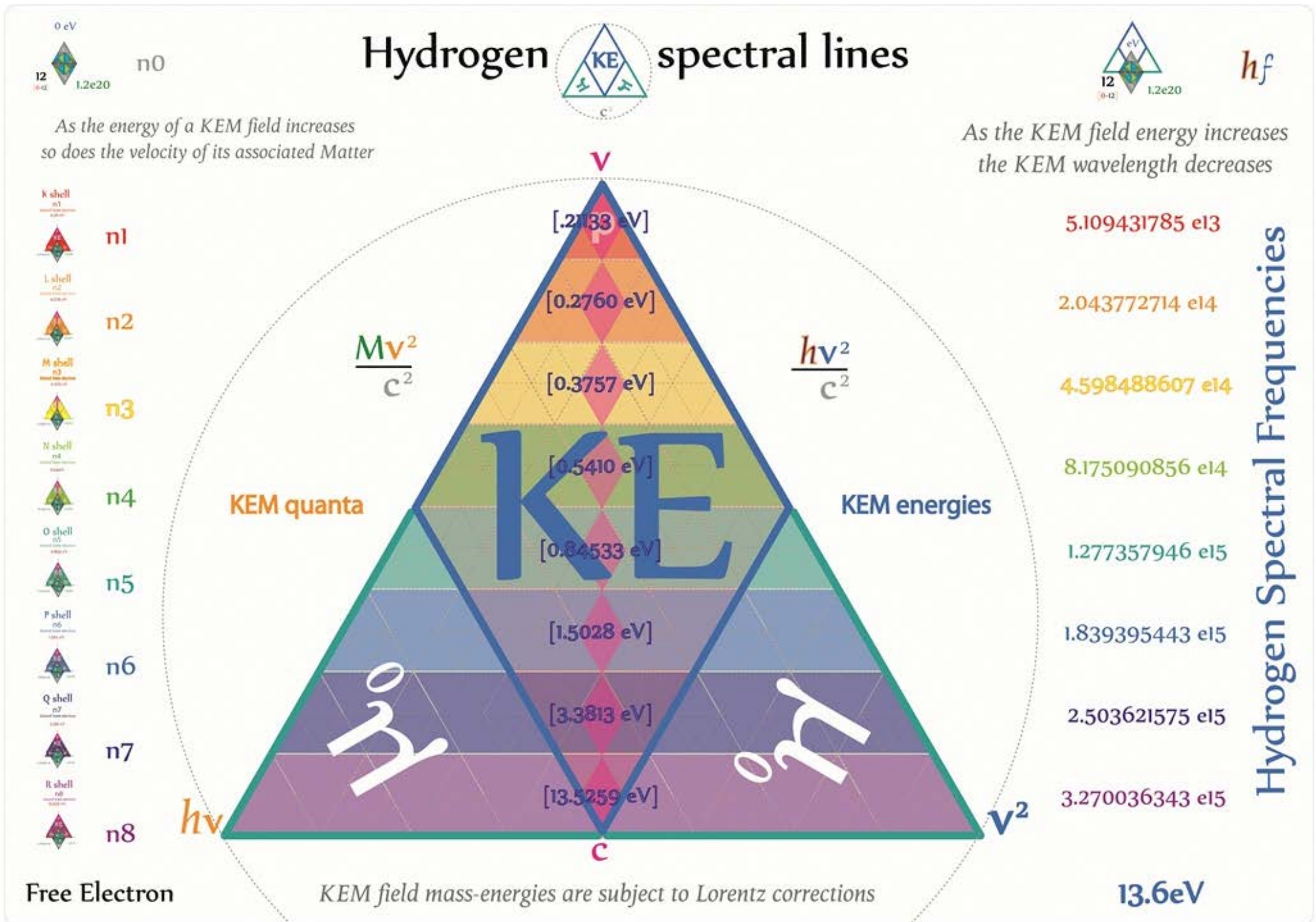


$$Mv^2 = KEM = hv^2$$

Kinetic energies of Matter in motion      Spectral line energies of Atomic transitions









# Absorption lines

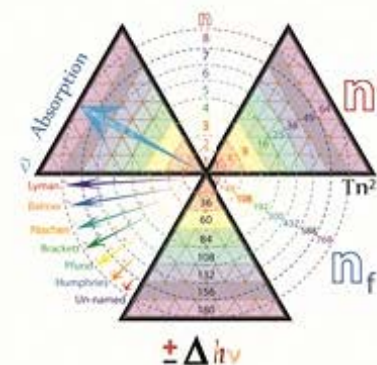
Increase in photo-electronic energies



$$\Delta 2hv = E = hf$$

When an electron 'absorbs' a photon of energy momenta it 'jumps' from one energy level to another, dependent on the energy and frequency of the incident photon

$$f = R_H \left( \frac{1}{n_1^2} - \frac{1}{n_2^2} \right)$$

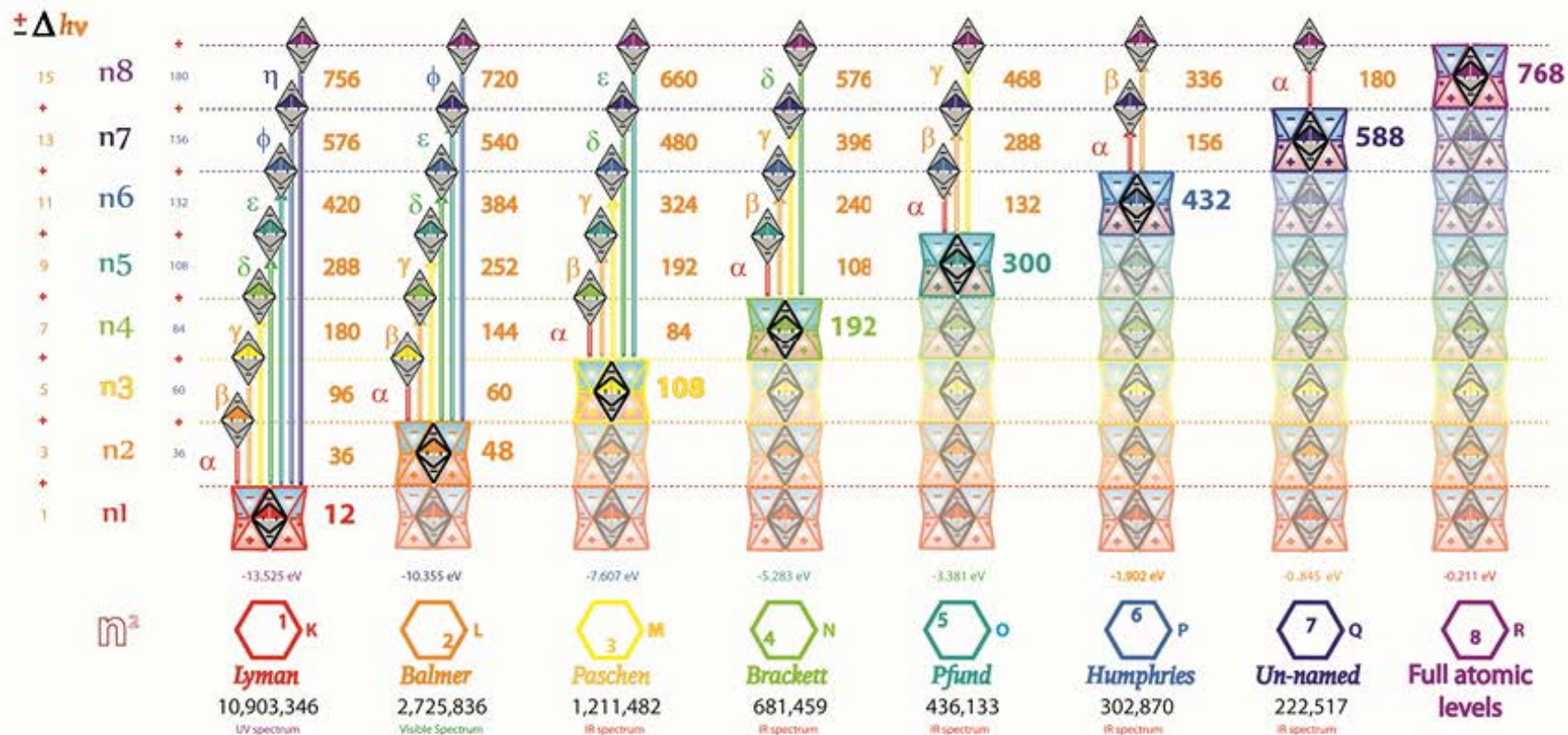


The quantum level of the nuclei determines the ground quantum level of electrons within the nucleus  
All transitions within the nucleus are discrete quantum jumps - outside the nucleus all spectra are continuous

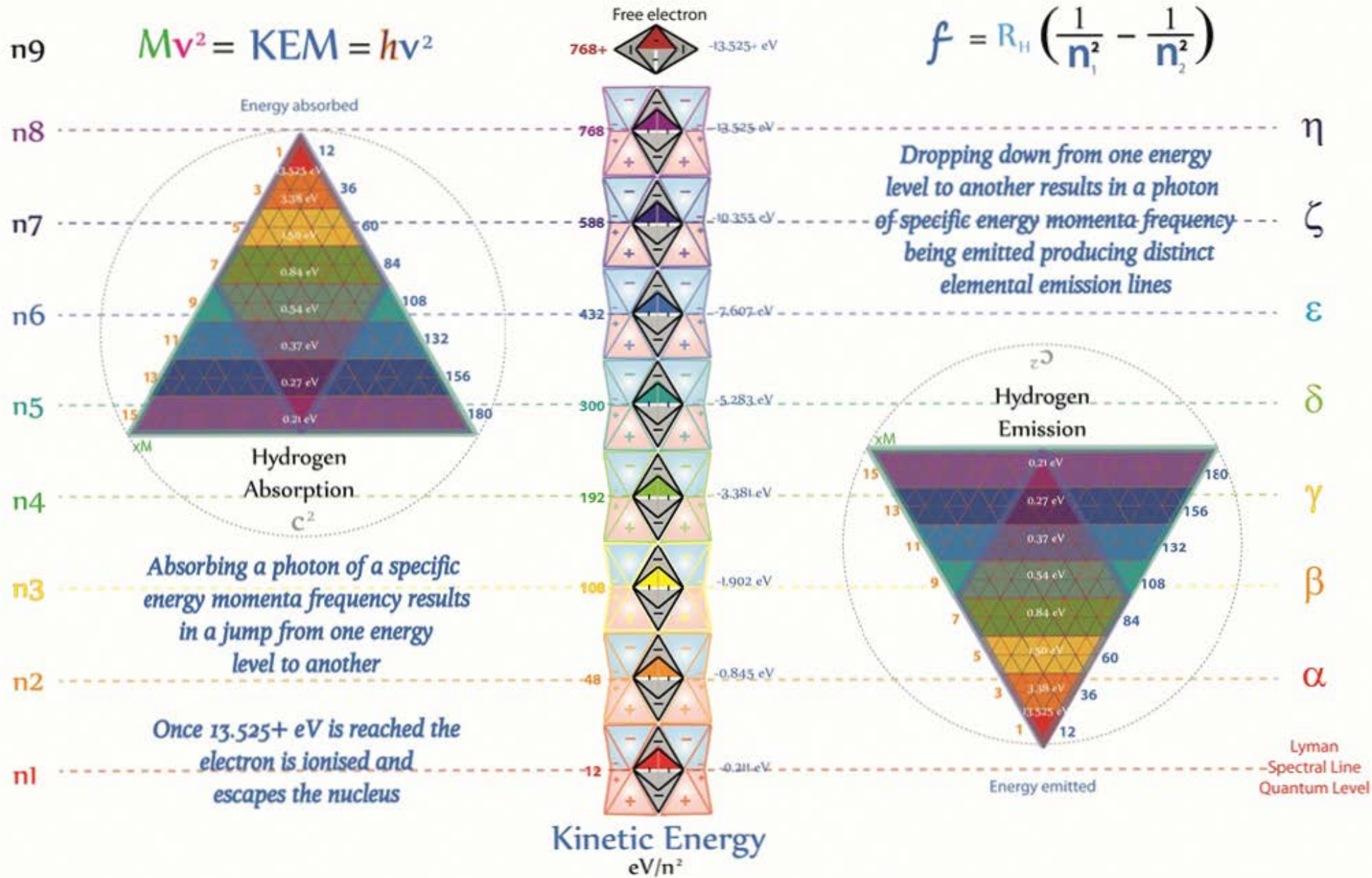
KEM

A Hydrogen photo-electron can only exist in specific energy levels below 13.525eV within the nucleus (any excess KE results in a unbound electron with KE - velocity)

KE in excess of 13.525 eV results in unbound electron



# KEM fields & quantum jumps





# Emission lines

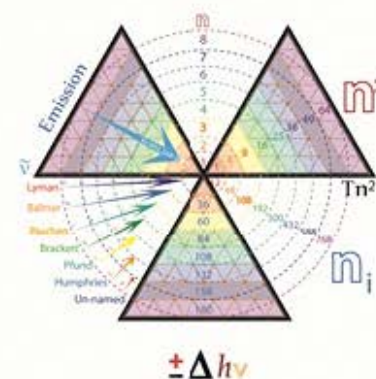
Decrease in photo-electronic energies



$$\Delta 2hv = E = hf$$

When an electron 'emits' a photon of energy momenta it 'drops' from one energy level to another dependent on the energy and frequency of the ejected photon

$$f = R_H \left( \frac{1}{n_1^2} - \frac{1}{n_2^2} \right)$$

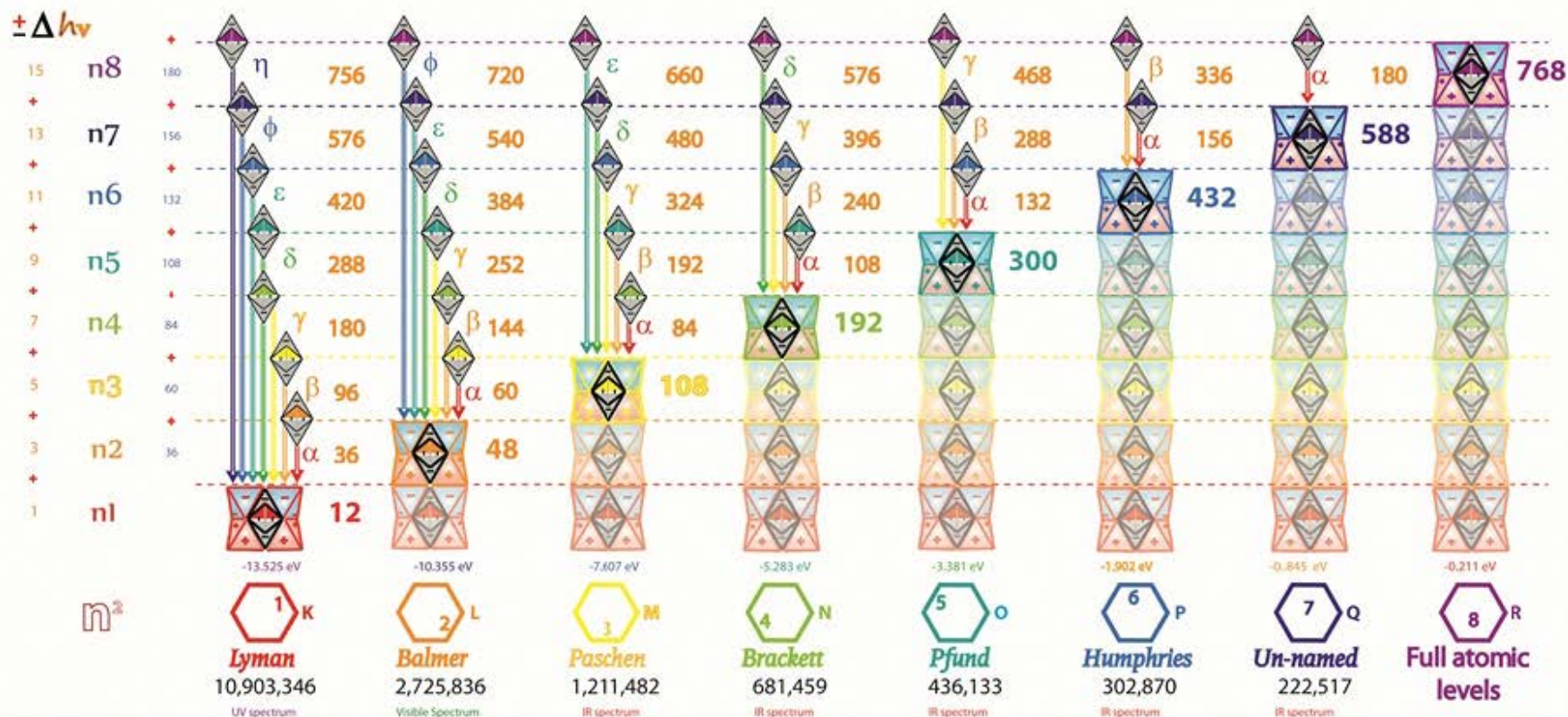


The quantum level of the nuclei determines the ground quantum level of electrons within the nucleus  
All transitions within the nucleus are discrete quantum jumps - outside the nucleus all spectra are continuous

## KEM

A Hydrogen electron can only exist in specific energy levels below 13.525eV within the nucleus (any excess KE must be shed as Photons)

KE in excess of 13.525 eV results in unbound electron

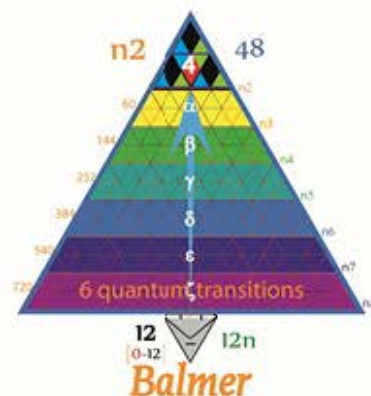


# Spectral line series

(are produced by changes in linear momentum in photo-electric KEM fields due to atomic transitions of electrons between squared energy levels)



n1-8



n2-8




n3-8



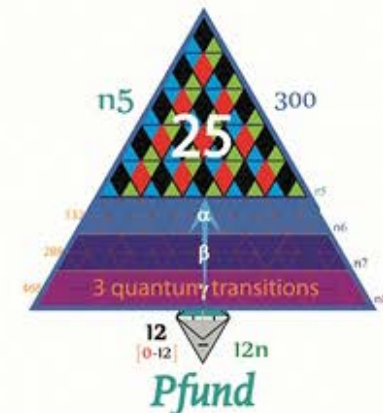
n4-8



n7-8



n6-8



n5-8

Lyman	27.49545417
Balmer	109.9818167
Paschen	247.4590875
Brackett	439.9272667
Pfund	687.3863542
Humphries	989.8363501
Un-named	1,347.277254

Square root of Energy required to transition nuclear quantum levels  
 $[\sqrt{756}] \cdot n^2$

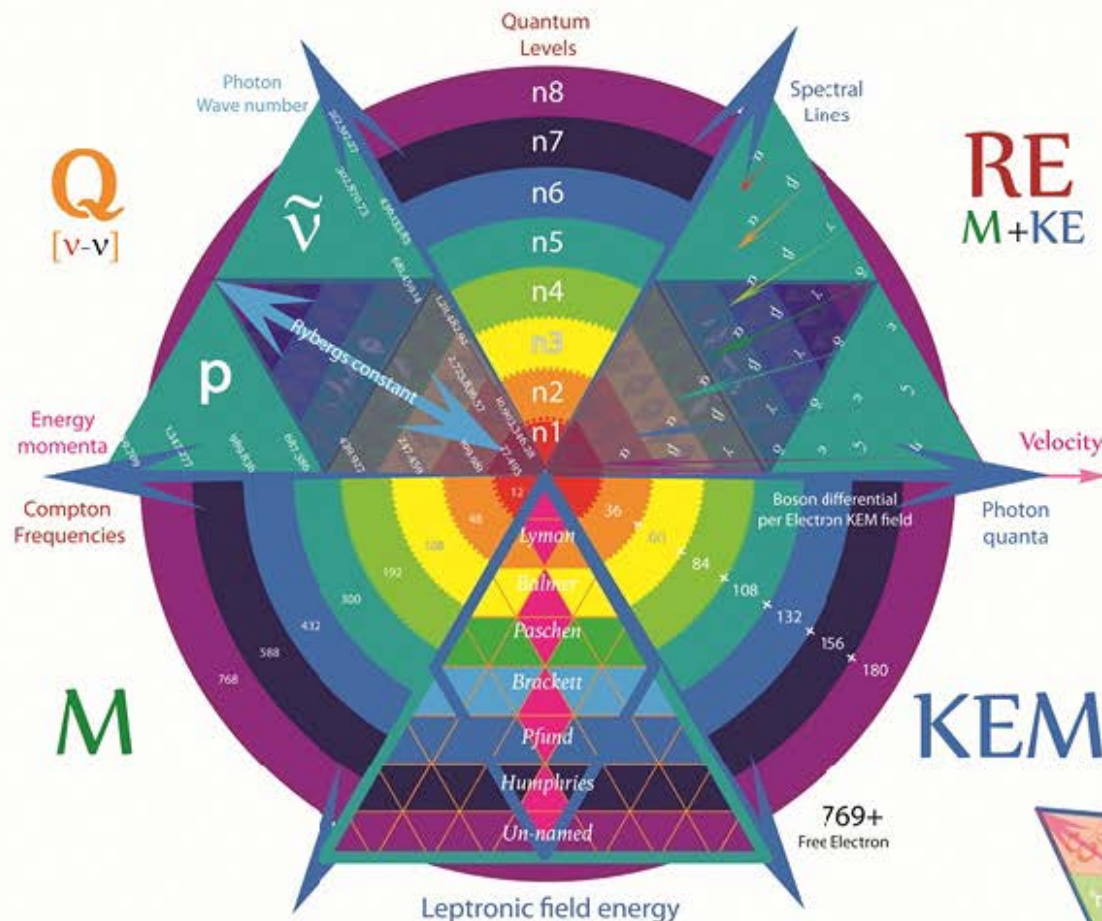


Johannes Robert Rydberg



(November 8, 1854 – December 28, 1919)

# Rydberg's Constant



$$\tilde{\nu} = \frac{c}{27.49545}$$

$$f = \frac{c^2}{27.49545}$$

$$\lambda = \frac{27.49545}{c}$$

$$p = 27.49545$$

$$R_H = \frac{c}{27.49545}$$

1.0903346.28 x 10<sup>7</sup> m<sup>-1</sup>

$$R_H \left( \frac{1}{n_1^2} - \frac{1}{n_2^2} \right)$$

Currently accepted value - 10,973,731 m<sup>-1</sup>

Rydberg's Constant can be shown to be the square root of the total number of quanta required to transition a n1 electron to n8 (the highest quantum level possible in elemental nuclei) as per Planck's heat law

Tetryonic theory value - 10,903,346 m<sup>-1</sup>

$$\lambda = v/f$$

Using the Tetryonic model of a photo-electron and its associated quantum KEM energy levels we see that Rydberg's constant is a linear measure of the photo-electronic KEM field - and in turn directly related to its scalar energy-momenta through 'c'

$$p^2 = KEM = Mv^2$$

## Quantum Jump

The energy momenta of emitted photons is a function of the photo-electron's KEM wavefunction

**27.49545**


$$Mv^2 = KEM = hcR_H$$

# Wavenumbers and Planck's Law

Wavenumbers are revealed to be the number of quanta  $[nh\nu]$  required for a photo-electron to transition between specific quantum levels divided by the speed of light  $[c]$



Balmer spectral lines  
[absorption]




$$E = n[h\nu]$$

Wavenumbers are the number of Planck quanta required to reach a specific energy level



[April 23, 1858 – October 4, 1947]

Balmer spectral lines  
[emission]



$$E = hc\tilde{\nu}$$

Photo-electrons emit and absorb photons to create blackbody radiation



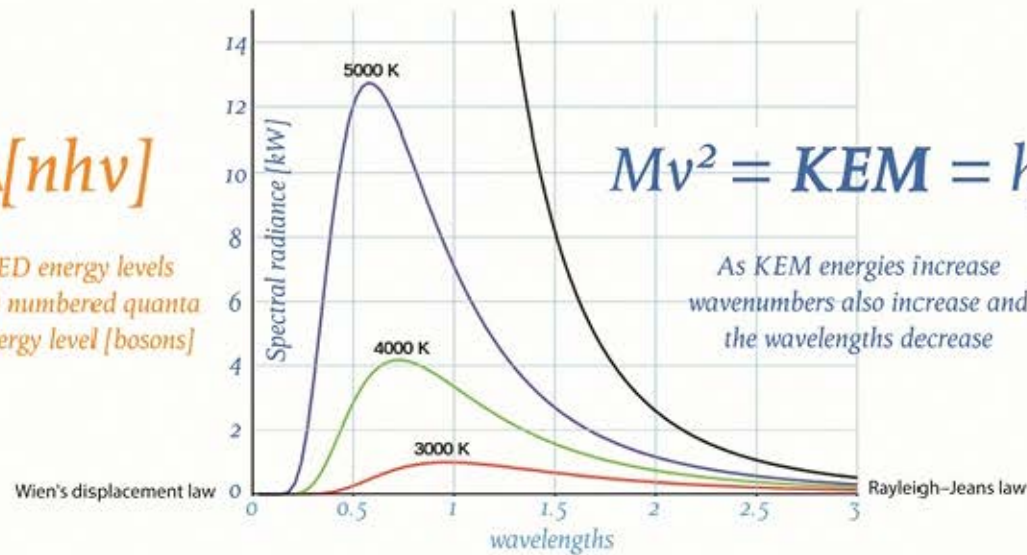
Planck's law describes the electromagnetic radiation emitted by a black body in thermal equilibrium at a specific temperature

$$\Delta[nh\nu]$$

SQUARED energy levels have ODD numbered quanta in each energy level [bosons]

$$Mv^2 = KEM = hf$$

As KEM energies increase wavenumbers also increase and the wavelengths decrease

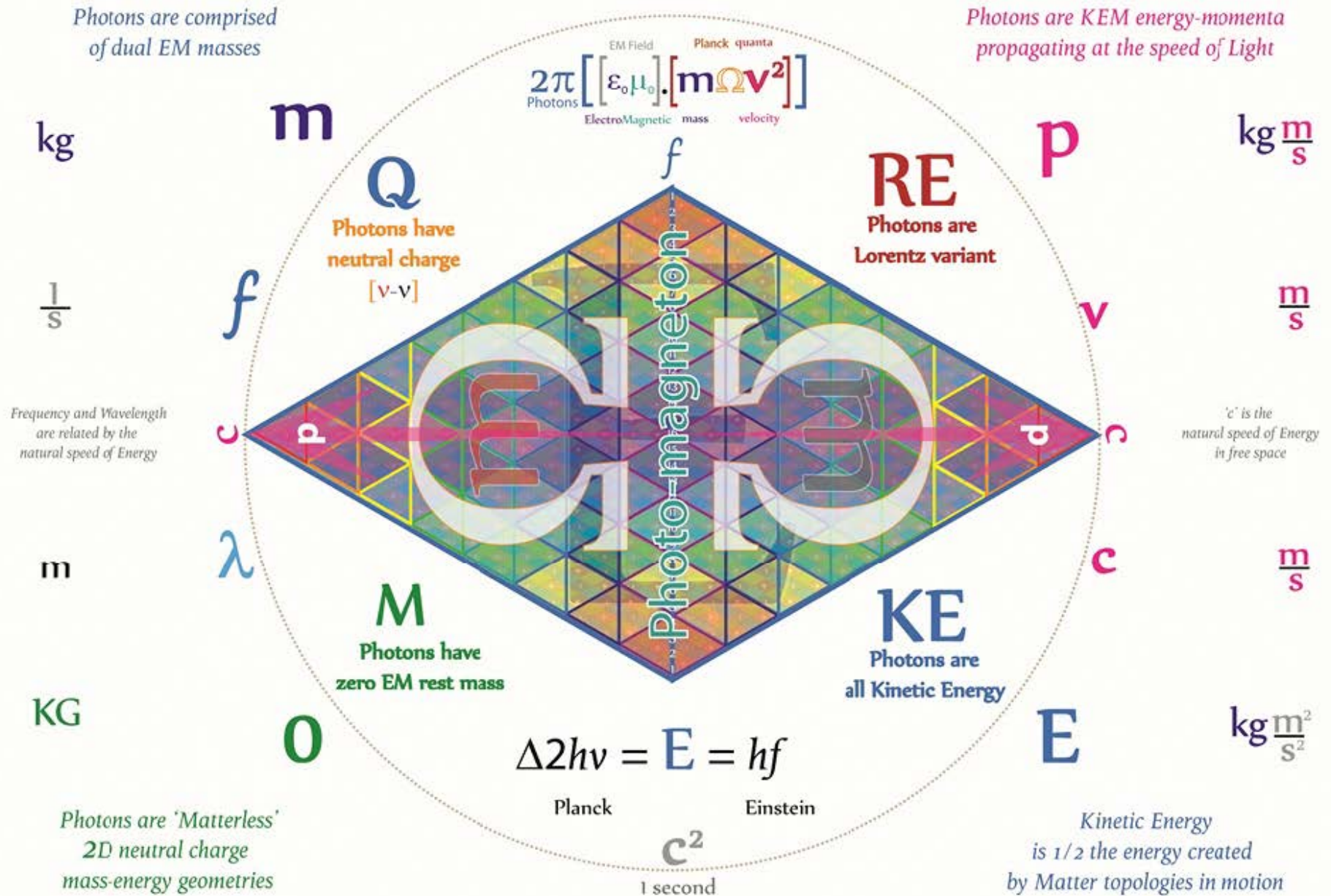


Spectral lines can be understood in quantum theory as differences between energy levels and proportional to wavenumber, frequency or wavelengths





# Kinetic mass-energy momenta relationships



# Relativistic Lorentz corrections

Hendrik Lorentz



(18 July 1853 – 4 February 1928)

$$\sqrt{1 - \beta^2}$$

$$E = \frac{mc^2}{\sqrt{1 - \frac{v^2}{c^2}}}$$

$$\sqrt{1 - \left(\frac{v}{c}\right)^2}$$

The Lorentz transformation was originally the result of attempts by Lorentz and others to explain how the speed of light was observed to be independent of the reference frame and later expanded upon in an attempt to understand the creation of emfs in magnets and symmetries in electromagnetic forces

Einstein included the transformation in his theory of Special relativity [SR].

The Lorentz transformation supersedes the Galilean transformation of Newtonian physics, which assumes an absolute space and time.

According to special relativity, the Galilean transformation is a good approximation only at relative speeds much smaller than the speed of light.

Tetryonics expands upon all of this revealing this relationship as a result of the geometry of electromagnetic mass-energies in motion

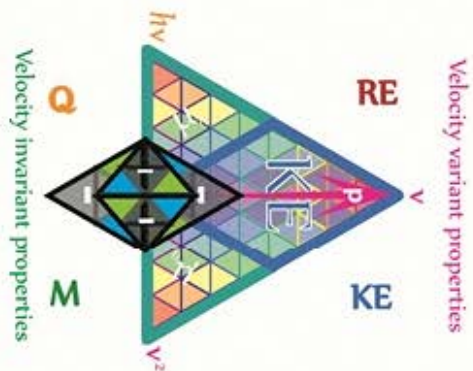
$$\frac{4n\pi}{c^4} \left[ \frac{\text{Energy}}{\text{mass} \cdot \text{velocity}} \right] = \frac{\text{Planck quanta}}{\text{momentum}}$$

rest mass-Matter      spatial co-ordinate system

**Matter is EM energy propagating at the 'speed of Light' in a standing wave energy topology**

One of the greatest mistakes in relativistic mechanics is the application of Lorentz corrections to Matter.

It stems from there being no definition and enforced differentiation between EM mass and Matter



$m = \frac{E}{c^2}$       2D planar fields are relativistic

radiant EM mass geometry

$\frac{m}{c^2} = M$       standing-wave Matter topology

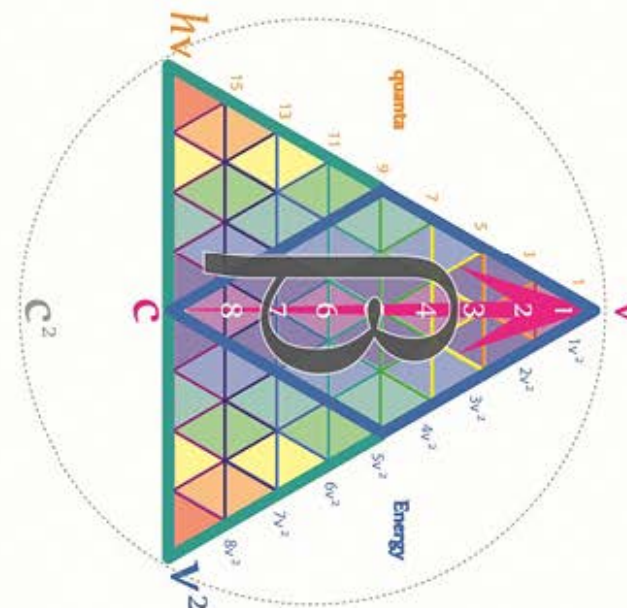
3D standing-waves are velocity invariant       $\frac{E}{c^4} = M$

mass is a property of Matter - Matter is not a property of mass [they are directly related through the velocity of light]

$$\beta = \left[ \frac{v}{c} \right]$$

velocity is a result of vector forces

All 2D energy waveforms propagate at the 'speed of Light'



$$\beta^2 = \left[ \frac{v^2}{c^2} \right]$$

The Kinetic Energy of Matter in motion is directly related to the square of the velocity

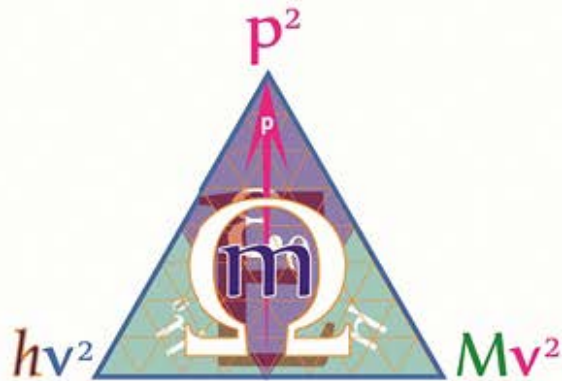
$$\gamma \equiv \frac{c}{\sqrt{c^2 - v^2}} = \frac{1}{\sqrt{1 - \beta^2}} = \frac{dt}{d\tau}$$

The 'speed of Light' is a EM constant and is the limiting velocity achievable by the electrical acceleration of Matter

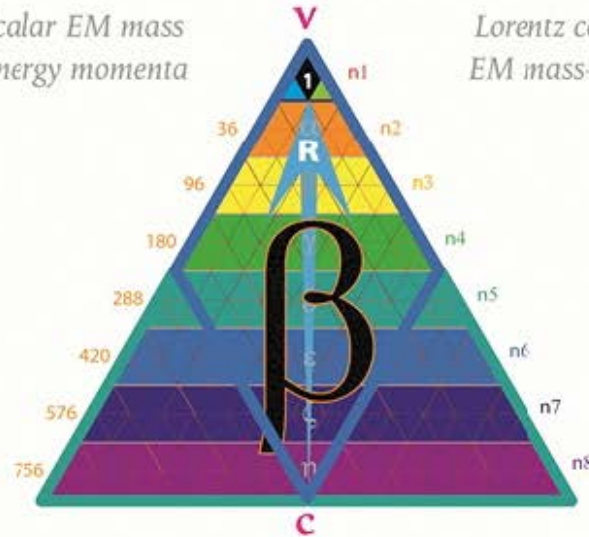


# Spectral Energy relationships

$$\text{kg} \frac{\text{m}^2}{\text{s}^2} \quad E = p^2$$



Scalar EM mass  
-energy momenta



Lorentz corrected  
EM mass-energies

$$KEM = m \frac{v^2}{c^2}$$



$$Mv^2 = KEM = hcR_H$$

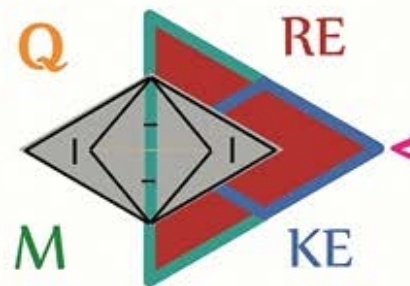
13.525 eV

*All Spectral line emissions and absorptions produce changes in KEM energies, Angular momentum, Linear momentum, Frequency and Wavelengths*

Linear

$$\left[ \frac{\Omega}{c} \right] = \lambda$$

de Broglie wavelengths



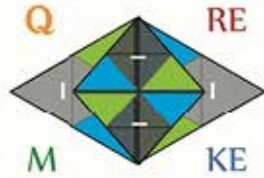
*The 'speed of Light' is the maximum velocity achievable by electrical energies*

Scalar

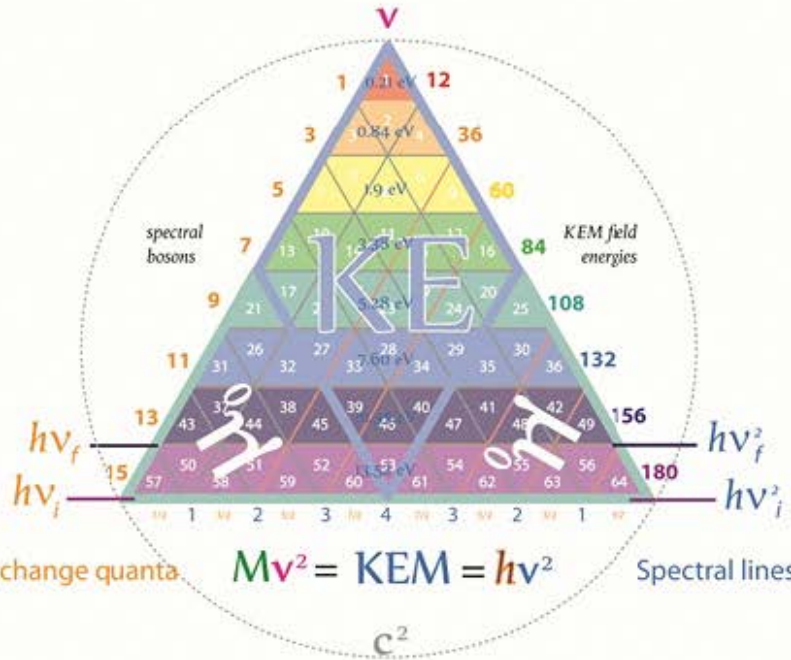
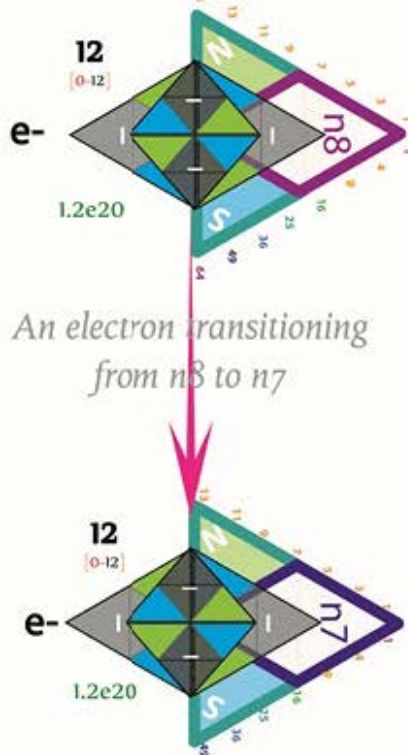
$$f = \left[ \frac{c^2}{\Omega} \right]$$

Compton frequencies

# Spectral line photon production



At no time does the 3D rest Matter-energy content of the electron change



Does so by emitting Kinetic Energy quanta

$\lambda$	19,174.54158	nm
$\tilde{\nu}$	52,152.48541	m <sup>-1</sup>
$f$	$1.563492179 \times 10^{13}$	Hz
$E$	0.064693658	eV
$\Omega$	5,748.382952	m <sup>2</sup> /s

Which are released as photons of specific energy-momenta

As the 3D rest Matter of any particle in motion is Lorentz invariant any changes in velocity-momentum produces changes to the mass-energy momenta content of the 2D KEM field [boson changes are the difference of two squares]

$$E = hf$$

## Spectral line wavenumbers

Tetryonic  
 $\left(\frac{15}{64} - \frac{49}{64}\right)$   
 .0047

$$\frac{1}{\lambda}$$

Rydberg  
 $R\left(\frac{1}{49} - \frac{1}{64}\right)$   
 .0047

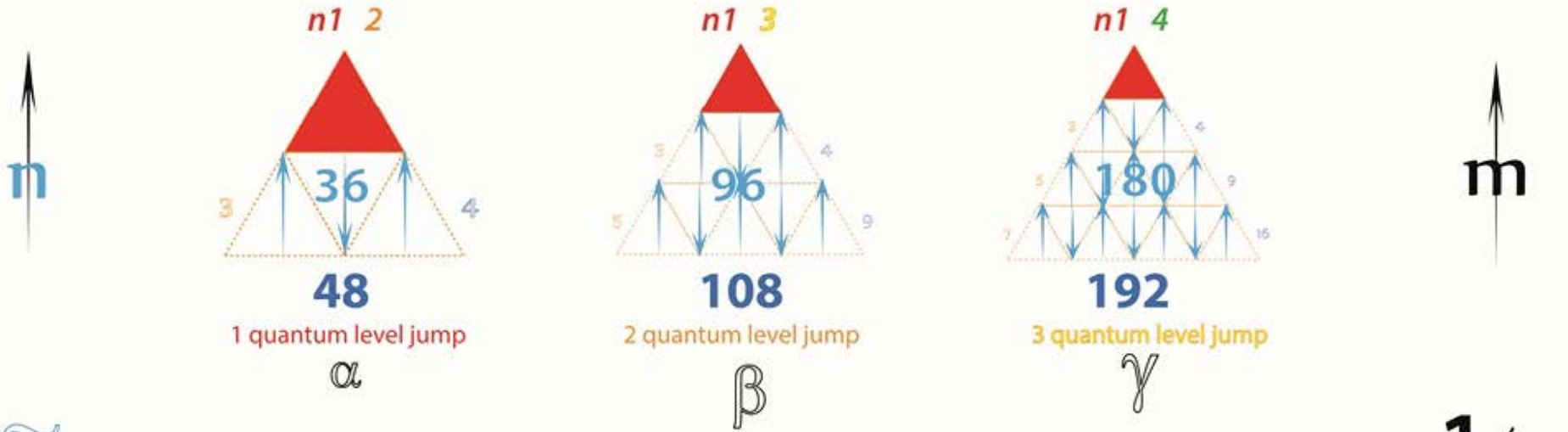


of specific wavelengths (Spectral Lines)



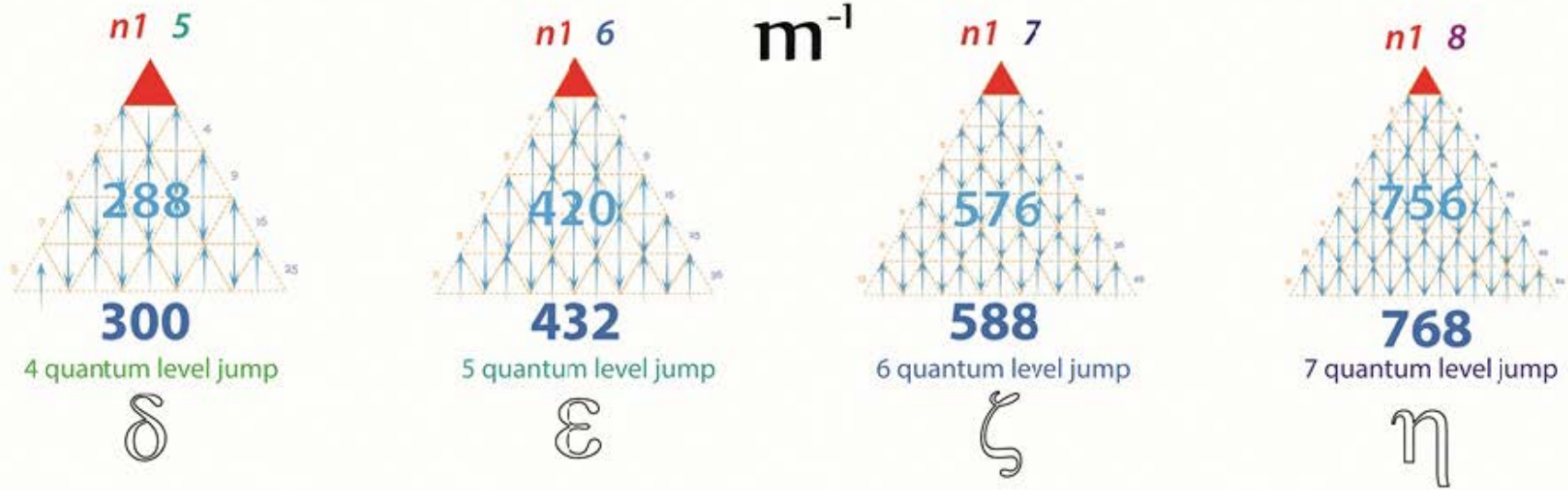
# Wavenumbers

are the number of energy momenta wavelengths per unit distance



the wavenumber (also wave number) is the spatial frequency of a wave, either in quanta per distance or  $n\pi$  radians per unit distance. It can be envisaged as the number of specific wavesets that exist over a specified distance

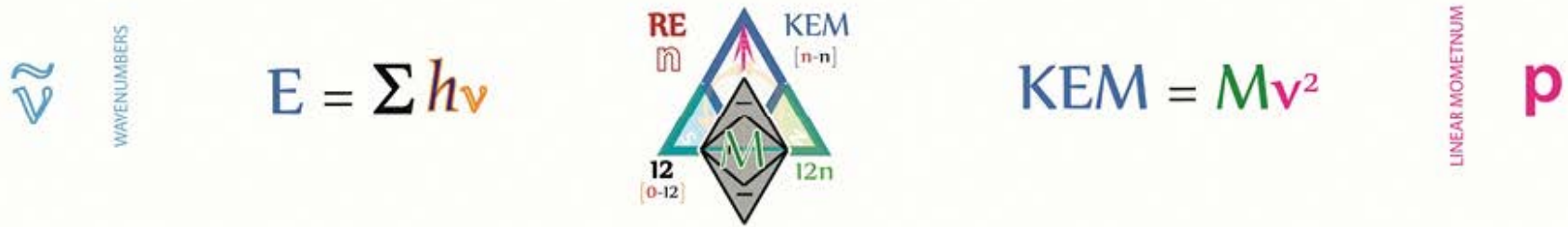
$$1/\lambda$$



$$m^{-1}$$

For electromagnetic radiation in vacuum, wavenumber is proportional to frequency and to photon energy

# Bosons, Photons and quantum of energy momenta



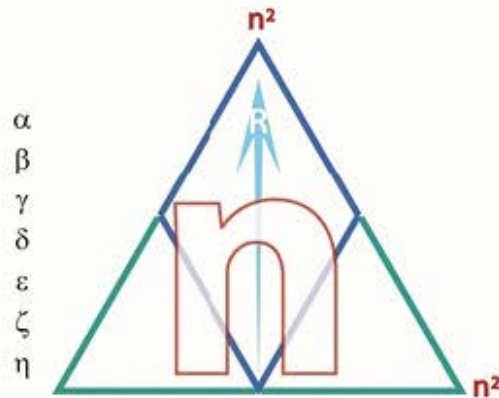
$\gamma$  Spectral lines are produced  $\Delta m \Omega v = \Delta m v = \Delta p$  by accelerating electrons  $a$

*equilateral energy momenta is the foundation of all quantum EM wave-functions*

ODD distribution

$$2v = f$$

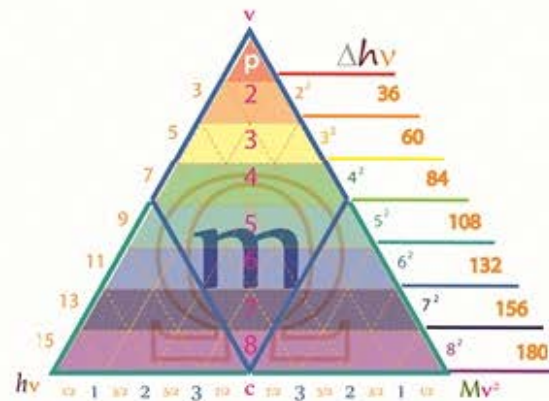
SQUARED distribution



Spectral lines

Bosons

$$hv$$



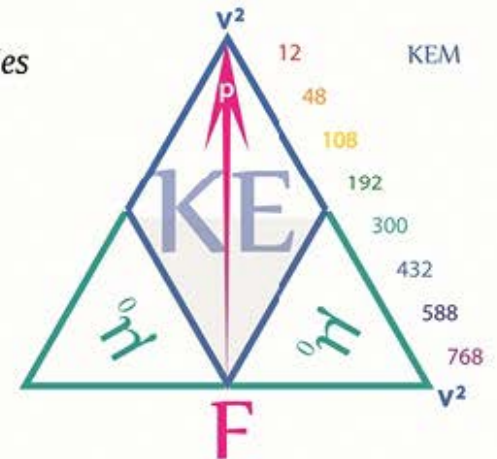
EVEN distribution

$$hf$$

Photons

Kinetic energies

$$hv^2$$



energy momenta



# Spectral Energy - Planck relationships

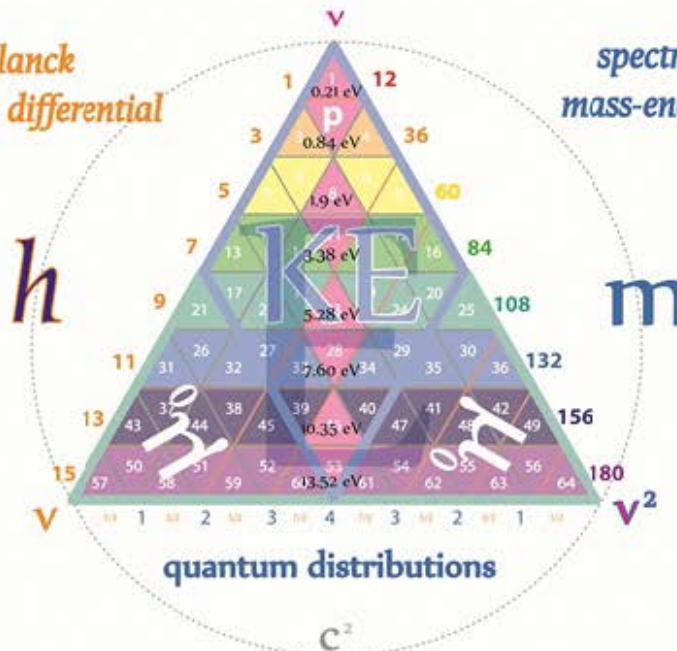
$$\frac{E}{v^2} = \Omega = \frac{E}{c^2}$$

deBroglie wavelength  $\lambda$

**p** MOMENTUM

Wave number  $\tilde{\nu}$

Planck quanta differential



**f** Frequency

**E** ENERGY

$v^2$  Compton Frequency

Applying mass to spectral energy relationships reveals the familiar quantum mechanical wave-particle relationships and properties

2D waves

3D Matter

EM wave wavelength

$$\Omega / c = \text{planck constant } h / p = \text{linear momentum } = m\Omega / mc$$

deBroglie wavelength

EM wavenumber

$$c / \Omega = \text{linear momentum } p / h = \text{planck constant } = mc / m\Omega$$

Matter waves

EM wave Frequency

$$c^2 / \Omega = \text{kinetic energy } E / h = \text{planck constant } = mc^2 / m\Omega$$

Compton Frequency

Thus reinforcing the geometric role of quantised angular momenta in Planck's constant


# White Light



White light is radiated by our SUN and all the stars throughout the Universe.  
In fact, most of the energy radiated by the sun is within the visible spectrum, which is most likely why we see this range.

Incandescence is the greatest known generator of white light. The verb incandesce means to glow white. This is also referred to as black-body radiation.


The color of a black body object at high temperatures causes it to glow, and the waves emitted include visible light.  
In addition to the sun and common light bulb, molten materials such as metal or glass also glow incandescently.



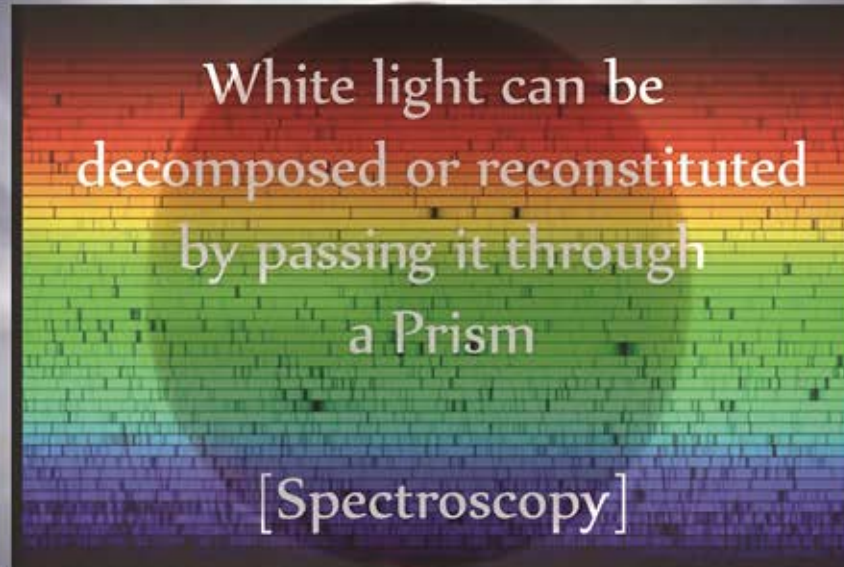
Spectroscopy



Planck's Heat Law




Most light sources are thermal, meaning the type of radiation they emit is a characteristic of the source's temperature.



White light is comprised of many photons of varying frequencies and wavelengths

Each colour of light has a specific frequency and wavelength



Until Newton's work proved otherwise, most scientists believed that white was the fundamental color of light; and that other colors were formed only by adding something to light. Newton demonstrated this was not true by passing white light through a prism, then through another prism. If the colors were added by the prism, the second prism should have added further colors to the single-colored beam. Since the single-colored beam remained a single color, Newton concluded that the prism merely separated the colors already present in the light.

White light is the result of superpositioning of the visible colors [varying frequencies] of EM waves



Max Karl Ernst Ludwig Planck



[April 23, 1858 – October 4, 1947]

# White light



complex fourier waveform

is comprised of superpositioned differing spectral wavelength photons

Johannes (Janne) Robert Rydberg

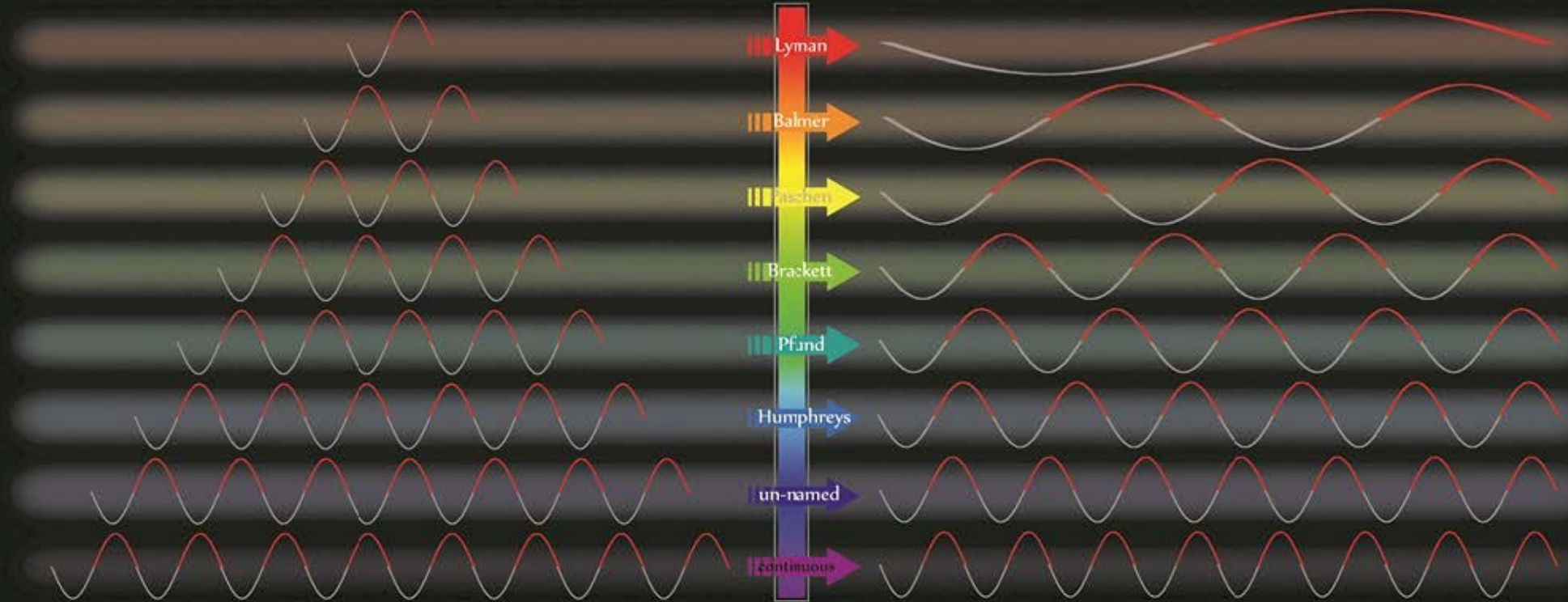


[November 8, 1854 – December 28, 1919]

bosons

## spectral lines & colour

photons

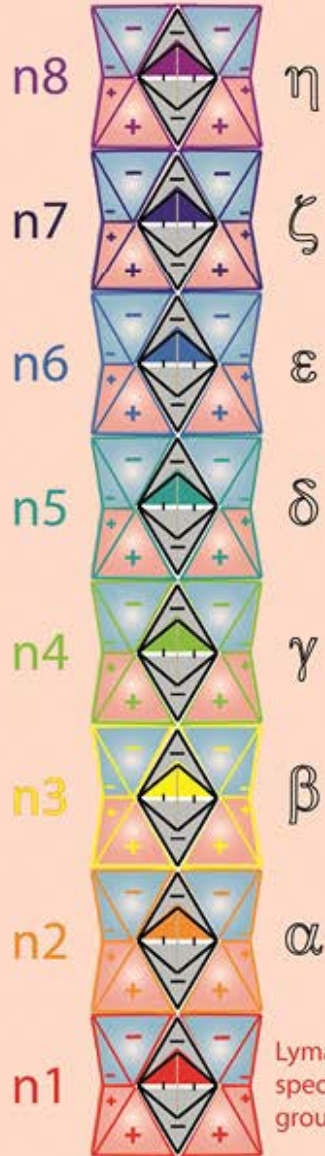
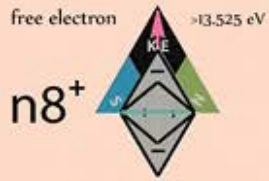


Instantaneous measurement of energy momenta released

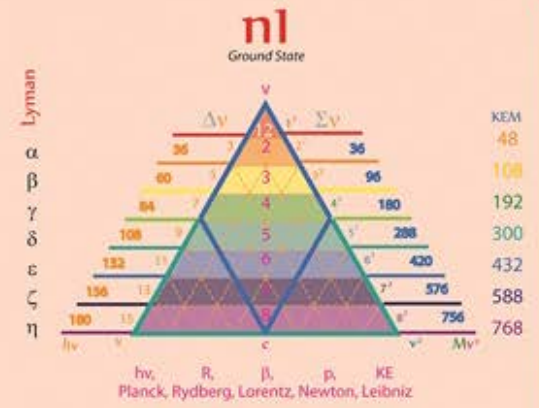
Time measurement of released waveforms [photons]

created by the fractional release of equilateral KEM field energy momenta

# Lyman spectral lines



$\Delta v$	$\Sigma v$	$Mv^2$
	Emission	
		<b>768</b>
<b>180</b>	$15 \quad [n1-8] \quad 756 \quad [n8-1]$	<b>15</b>
	+	<b>588</b>
<b>156</b>	$13 \quad [n1-7] \quad 576 \quad [n7-1]$	<b>13</b>
	+	<b>432</b>
<b>132</b>	$11 \quad [n1-6] \quad 420 \quad [n6-1]$	<b>11</b>
	+	<b>300</b>
<b>108</b>	$9 \quad [n1-5] \quad 288 \quad [n5-1]$	<b>9</b>
	+	<b>192</b>
<b>84</b>	$7 \quad [n1-4] \quad 180 \quad [n4-1]$	<b>7</b>
	+	<b>108</b>
<b>60</b>	$5 \quad [n1-3] \quad 96 \quad [n3-1]$	<b>5</b>
	+	<b>48</b>
<b>36</b>	$3 \quad [n1-2] \quad 36 \quad [n2-1]$	<b>3</b>
	+	<b>12</b>
	Absorption	



$-13.5252 \text{ eV}$        $KEM = \frac{hf}{n^2}$



**K shell**

$91.714 \text{ nm}$        $KEM = \frac{hcR}{n^2}$

m.  $\left[ \begin{matrix} \Omega/v \\ v/\Omega \\ c^2/\Omega \\ v^2/c^2 \end{matrix} \right]$

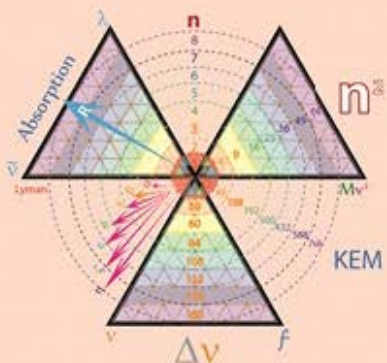
$\lambda$	91.71496292	nm	$h/p$
$\tilde{\nu}$	10,903,346.28	$m^{-1}$	$p/h$
$f$	$3.268740982 \times 10^{15}$	Hz	$E/h$
$E$	13.52528	eV	$hf$
$\Omega$	27.49545417	$m^2/s$	

ground KEM energies

*equilateral energy momenta is the foundation of all quantum EM wave-functions*



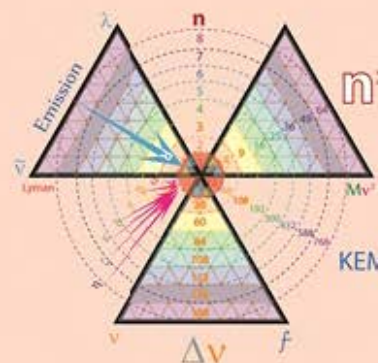
As photo-electrons transition between  $Mv$  squared KEM field energy levels in atomic nuclei they release specific  $[\Delta v]$  W bosons



### Lyman spectral series

$\alpha$	122.28	n1-2
$\beta$	103.13	n1-3
$\gamma$	97.83	n1-4
$\delta$	95.53	n1-5
$\epsilon$	94.33	n1-6
$\zeta$	93.62	n1-7
$\eta$	93.17	n1-8

UV spectrum

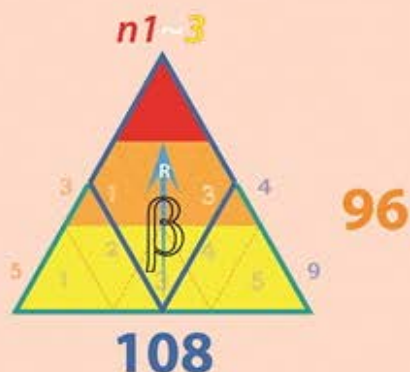


**K shell**

$\frac{\Delta v}{KEM}$



1 quantum level jump



2 quantum level jump



3 quantum level jump



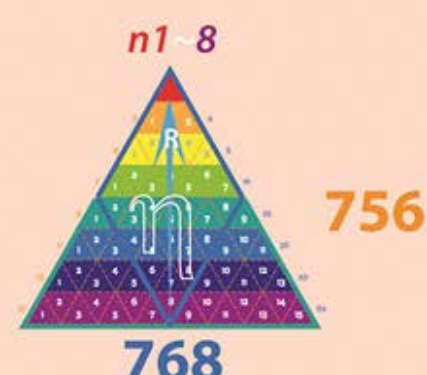
4 quantum level jump



5 quantum level jump



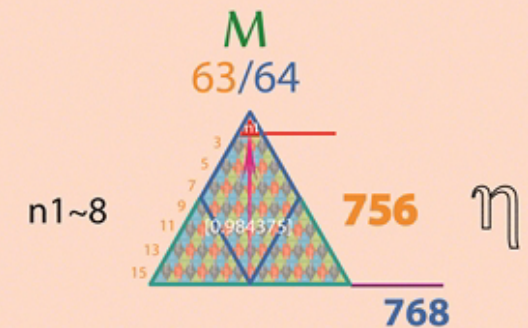
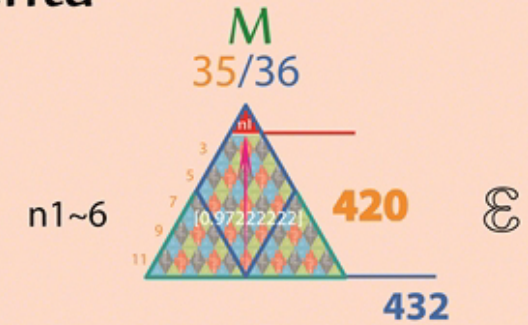
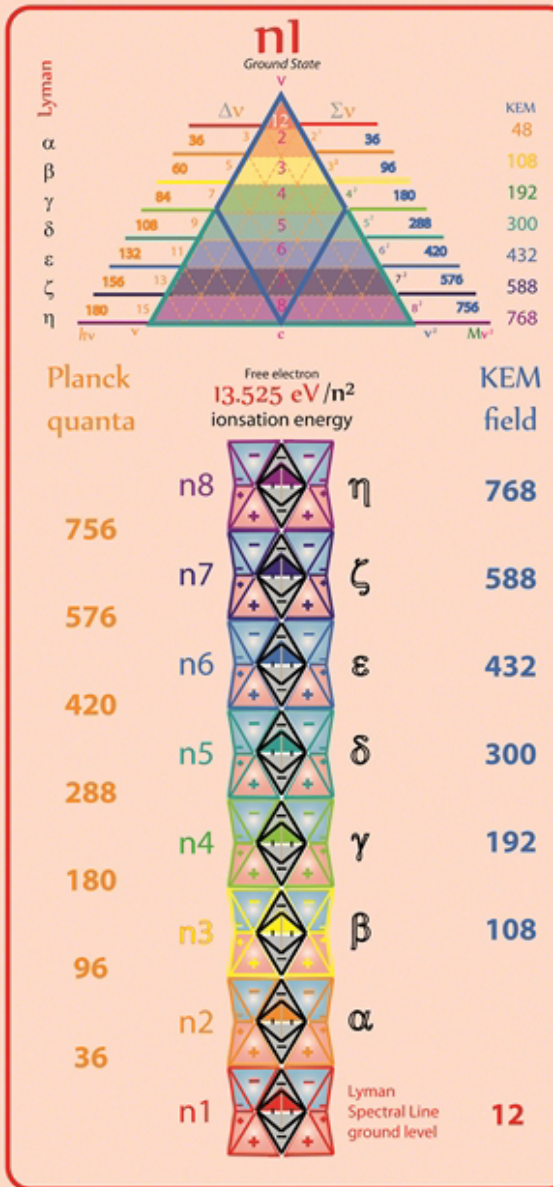
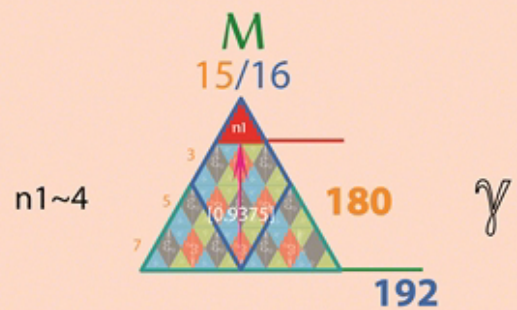
6 quantum level jump



7 quantum level jump



# Lyman series energy momenta



accelerating electrons  $\Delta p = \Delta Mv = hf$  produce spectral lines



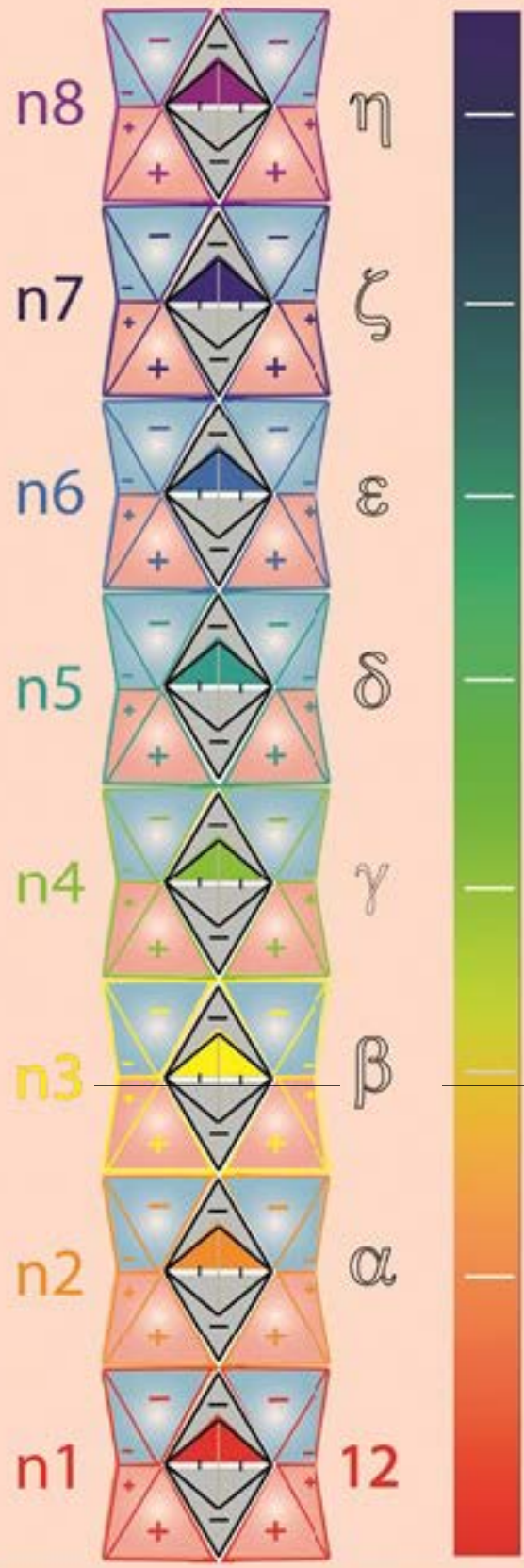
free electron  $>13.525 \text{ eV}$



# Lyman Series

$$\Delta h\nu = \text{Tetryonic } KEM = \text{Rydberg } hcR$$

13.525 eV



$63/64$ <b>.9843</b>	<table border="1"> <tr><td><math>\lambda</math></td><td>93.37075598 nm</td></tr> <tr><td><math>\tilde{\nu}</math></td><td>10,732,981.5 m<sup>-1</sup></td></tr> <tr><td><math>f</math></td><td><math>3.217666905 \times 10^{15}</math> Hz</td></tr> <tr><td><math>E</math></td><td>13.31395504 eV</td></tr> <tr><td><math>\Omega</math></td><td>27.93180995 m<sup>2</sup>/s</td></tr> </table>	$\lambda$	93.37075598 nm	$\tilde{\nu}$	10,732,981.5 m <sup>-1</sup>	$f$	$3.217666905 \times 10^{15}$ Hz	$E$	13.31395504 eV	$\Omega$	27.93180995 m <sup>2</sup> /s	$R\left(\frac{1}{1} - \frac{1}{64}\right)$ .984375
$\lambda$	93.37075598 nm											
$\tilde{\nu}$	10,732,981.5 m <sup>-1</sup>											
$f$	$3.217666905 \times 10^{15}$ Hz											
$E$	13.31395504 eV											
$\Omega$	27.93180995 m <sup>2</sup> /s											
$48/49$ <b>.9795</b>	<table border="1"> <tr><td><math>\lambda</math></td><td>93.62569132 nm</td></tr> <tr><td><math>\tilde{\nu}</math></td><td>10,690,829.01 m<sup>-1</sup></td></tr> <tr><td><math>f</math></td><td><math>3.202031983 \times 10^{15}</math> Hz</td></tr> <tr><td><math>E</math></td><td>13.24926138 eV</td></tr> <tr><td><math>\Omega</math></td><td>28.0627615 m<sup>2</sup>/s</td></tr> </table>	$\lambda$	93.62569132 nm	$\tilde{\nu}$	10,690,829.01 m <sup>-1</sup>	$f$	$3.202031983 \times 10^{15}$ Hz	$E$	13.24926138 eV	$\Omega$	28.0627615 m <sup>2</sup> /s	$R\left(\frac{1}{1} - \frac{1}{49}\right)$ .9795
$\lambda$	93.62569132 nm											
$\tilde{\nu}$	10,690,829.01 m <sup>-1</sup>											
$f$	$3.202031983 \times 10^{15}$ Hz											
$E$	13.24926138 eV											
$\Omega$	28.0627615 m <sup>2</sup> /s											
$35/36$ <b>.9722</b>	<table border="1"> <tr><td><math>\lambda</math></td><td>94.31519041 nm</td></tr> <tr><td><math>\tilde{\nu}</math></td><td>10,600,475.55 m<sup>-1</sup></td></tr> <tr><td><math>f</math></td><td><math>3.177942622 \times 10^{15}</math> Hz</td></tr> <tr><td><math>E</math></td><td>13.14958523 eV</td></tr> <tr><td><math>\Omega</math></td><td>28.28103857 m<sup>2</sup>/s</td></tr> </table>	$\lambda$	94.31519041 nm	$\tilde{\nu}$	10,600,475.55 m <sup>-1</sup>	$f$	$3.177942622 \times 10^{15}$ Hz	$E$	13.14958523 eV	$\Omega$	28.28103857 m <sup>2</sup> /s	$R\left(\frac{1}{1} - \frac{1}{36}\right)$ .9722
$\lambda$	94.31519041 nm											
$\tilde{\nu}$	10,600,475.55 m <sup>-1</sup>											
$f$	$3.177942622 \times 10^{15}$ Hz											
$E$	13.14958523 eV											
$\Omega$	28.28103857 m <sup>2</sup> /s											
$24/25$ <b>.9600</b>	<table border="1"> <tr><td><math>\lambda</math></td><td>95.53641971 nm</td></tr> <tr><td><math>\tilde{\nu}</math></td><td>10,467,212.43 m<sup>-1</sup></td></tr> <tr><td><math>f</math></td><td><math>3.137991343 \times 10^{15}</math> Hz</td></tr> <tr><td><math>E</math></td><td>12.98427616 eV</td></tr> <tr><td><math>\Omega</math></td><td>28.6419989 m<sup>2</sup>/s</td></tr> </table>	$\lambda$	95.53641971 nm	$\tilde{\nu}$	10,467,212.43 m <sup>-1</sup>	$f$	$3.137991343 \times 10^{15}$ Hz	$E$	12.98427616 eV	$\Omega$	28.6419989 m <sup>2</sup> /s	$R\left(\frac{1}{1} - \frac{1}{25}\right)$ .96
$\lambda$	95.53641971 nm											
$\tilde{\nu}$	10,467,212.43 m <sup>-1</sup>											
$f$	$3.137991343 \times 10^{15}$ Hz											
$E$	12.98427616 eV											
$\Omega$	28.6419989 m <sup>2</sup> /s											
$15/16$ <b>.9375</b>	<table border="1"> <tr><td><math>\lambda</math></td><td>97.82929326 nm</td></tr> <tr><td><math>\tilde{\nu}</math></td><td>10,221,5587.14 m<sup>-1</sup></td></tr> <tr><td><math>f</math></td><td><math>3.064444671 \times 10^{15}</math> Hz</td></tr> <tr><td><math>E</math></td><td>12.67995718 eV</td></tr> <tr><td><math>\Omega</math></td><td>29.32944443 m<sup>2</sup>/s</td></tr> </table>	$\lambda$	97.82929326 nm	$\tilde{\nu}$	10,221,5587.14 m <sup>-1</sup>	$f$	$3.064444671 \times 10^{15}$ Hz	$E$	12.67995718 eV	$\Omega$	29.32944443 m <sup>2</sup> /s	$R\left(\frac{1}{1} - \frac{1}{16}\right)$ .9375
$\lambda$	97.82929326 nm											
$\tilde{\nu}$	10,221,5587.14 m <sup>-1</sup>											
$f$	$3.064444671 \times 10^{15}$ Hz											
$E$	12.67995718 eV											
$\Omega$	29.32944443 m <sup>2</sup> /s											
$8/9$ <b>.8888</b>	<table border="1"> <tr><td><math>\lambda</math></td><td>103.1793333 nm</td></tr> <tr><td><math>\tilde{\nu}</math></td><td>9,691,863.362 m<sup>-1</sup></td></tr> <tr><td><math>f</math></td><td><math>2.90554754 \times 10^{15}</math> Hz</td></tr> <tr><td><math>E</math></td><td>12.02247792 eV</td></tr> <tr><td><math>\Omega</math></td><td>30.93238594 m<sup>2</sup>/s</td></tr> </table>	$\lambda$	103.1793333 nm	$\tilde{\nu}$	9,691,863.362 m <sup>-1</sup>	$f$	$2.90554754 \times 10^{15}$ Hz	$E$	12.02247792 eV	$\Omega$	30.93238594 m <sup>2</sup> /s	$R\left(\frac{1}{1} - \frac{1}{9}\right)$ .888
$\lambda$	103.1793333 nm											
$\tilde{\nu}$	9,691,863.362 m <sup>-1</sup>											
$f$	$2.90554754 \times 10^{15}$ Hz											
$E$	12.02247792 eV											
$\Omega$	30.93238594 m <sup>2</sup> /s											
$3/4$ <b>.7500</b>	<table border="1"> <tr><td><math>\lambda</math></td><td>122.2866172 nm</td></tr> <tr><td><math>\tilde{\nu}</math></td><td>8,177,509.712 m<sup>-1</sup></td></tr> <tr><td><math>f</math></td><td><math>2.451555737 \times 10^{15}</math> Hz</td></tr> <tr><td><math>E</math></td><td>10.14396575 eV</td></tr> <tr><td><math>\Omega</math></td><td>36.96980316 m<sup>2</sup>/s</td></tr> </table>	$\lambda$	122.2866172 nm	$\tilde{\nu}$	8,177,509.712 m <sup>-1</sup>	$f$	$2.451555737 \times 10^{15}$ Hz	$E$	10.14396575 eV	$\Omega$	36.96980316 m <sup>2</sup> /s	$R\left(\frac{1}{1} - \frac{1}{4}\right)$ .75
$\lambda$	122.2866172 nm											
$\tilde{\nu}$	8,177,509.712 m <sup>-1</sup>											
$f$	$2.451555737 \times 10^{15}$ Hz											
$E$	10.14396575 eV											
$\Omega$	36.96980316 m <sup>2</sup> /s											

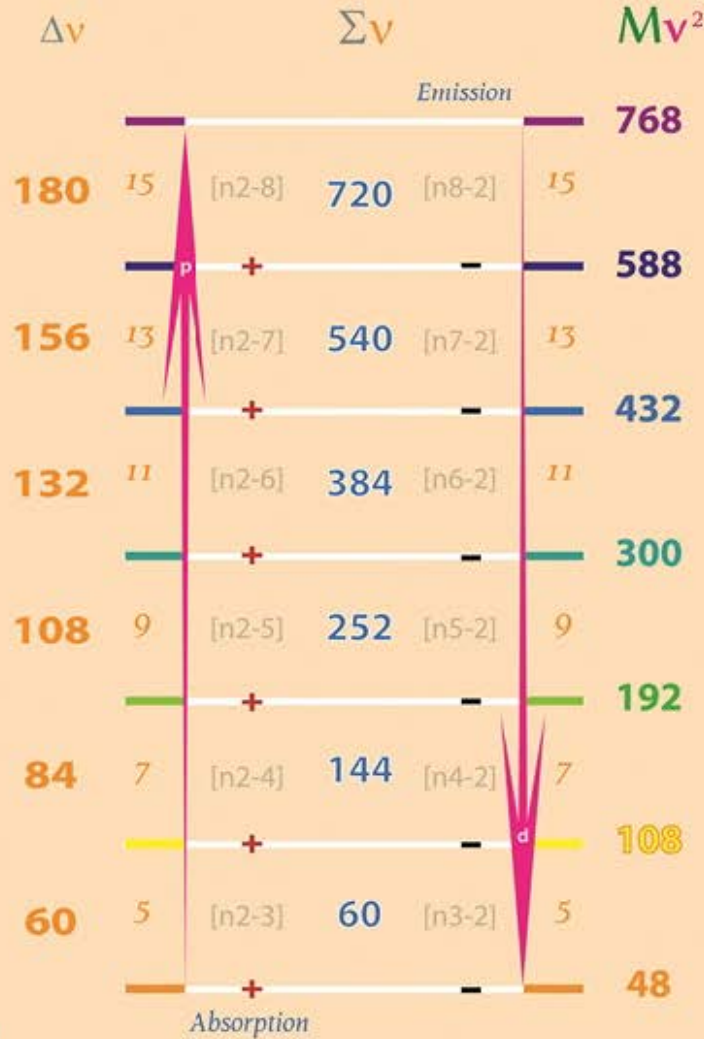
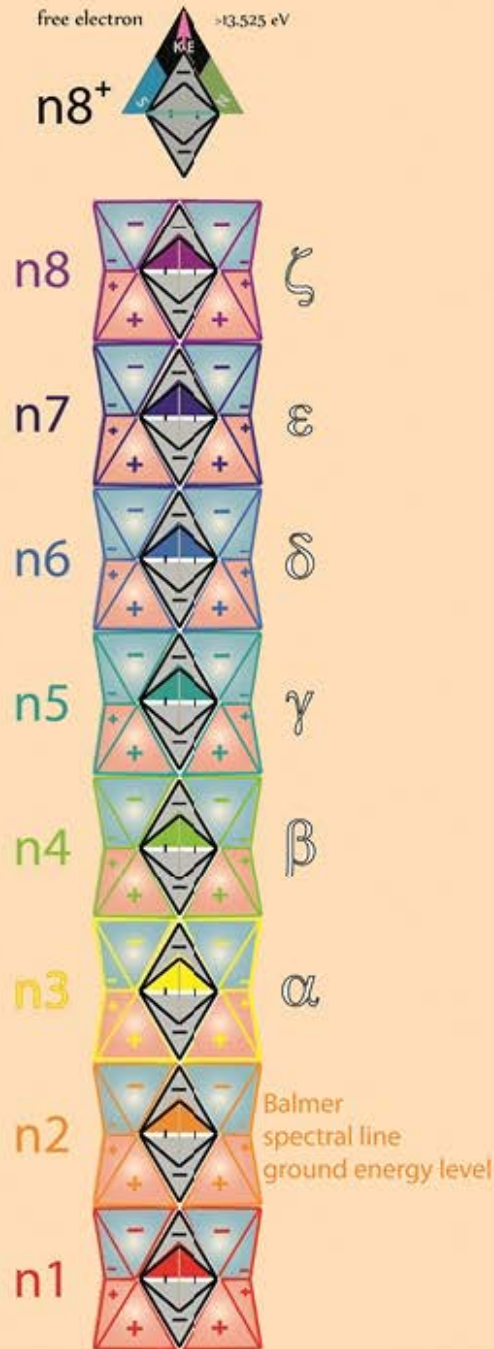
ground KEM energies

$\lambda$	91.71496292 nm	$h/p$
$\tilde{\nu}$	10,903,346.28 m <sup>-1</sup>	$p/h$
$f$	$3.268740982 \times 10^{15}$ Hz	$E/h$
$E$	13.52528 eV	$hf$
$\Omega$	27.49545417 m <sup>2</sup> /s	

changing energy momenta produces specific frequency spectral lines

Tetryonics 30.04 - Lyman series maths

# Balmer spectral lines



$-3.38125 \text{ eV}$   $KEM = \frac{hf}{n^2}$



L shell

$366.859 \text{ nm}$   $KEM = \frac{hcR}{n^2}$

$m$   $\left[ \begin{matrix} \Omega/v \\ v/\Omega \\ c^2/\Omega \\ v^2/c^2 \end{matrix} \right]$

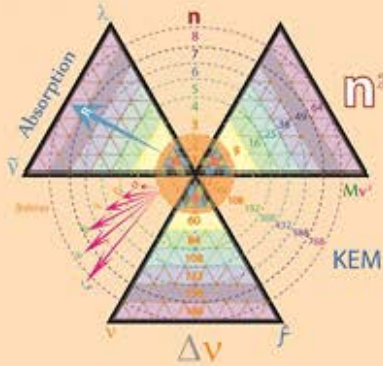
$\lambda$	366.8598517	nm	$h/p$
$\tilde{\nu}$	2,725,836.571	$m^{-1}$	$p/h$
$f$	$8.171852456 \times 10^{14}$	Hz	$E/h$
$E$	3.381321915	eV	$hf$
$\Omega$	109.9818167	$m^2/s$	

ground KEM energies

equilateral energy momenta is the foundation of all quantum EM wave-functions



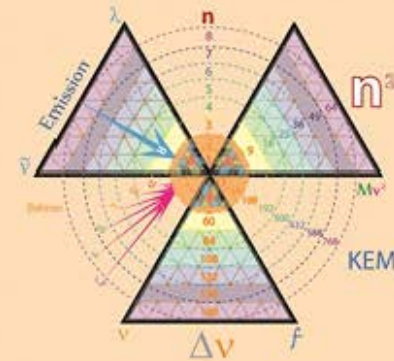
As photo-electrons transition between  $Mv$  squared KEM field energy levels in atomic nuclei they release specific  $[\Delta hv]$  W bosons



### Balmer spectral series

$\alpha$	656.3	n2-3
$\beta$	489.14	n2-4
$\gamma$	436.73	n2-5
$\delta$	412.71	n2-6
$\epsilon$	399.46	n2-7
$\phi$	391.31	n2-8

Visible Spectrum



L shell



108

1 quantum level jump



192

2 quantum level jump



300

3 quantum level jump



432

4 quantum level jump



588

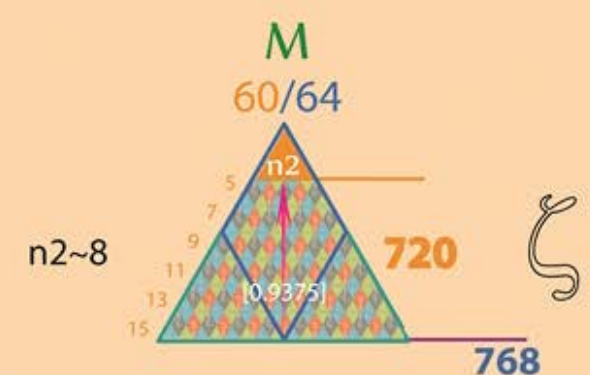
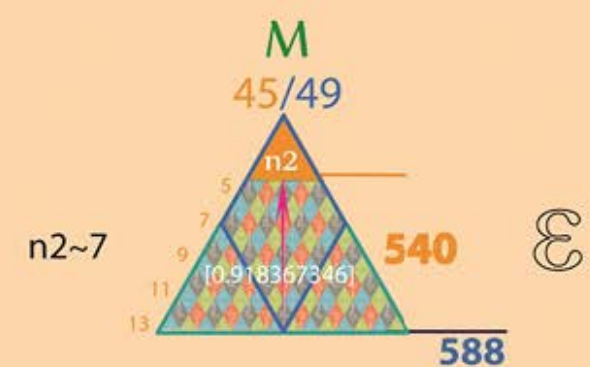
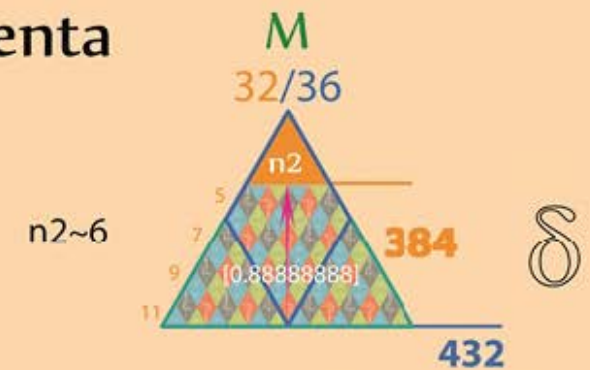
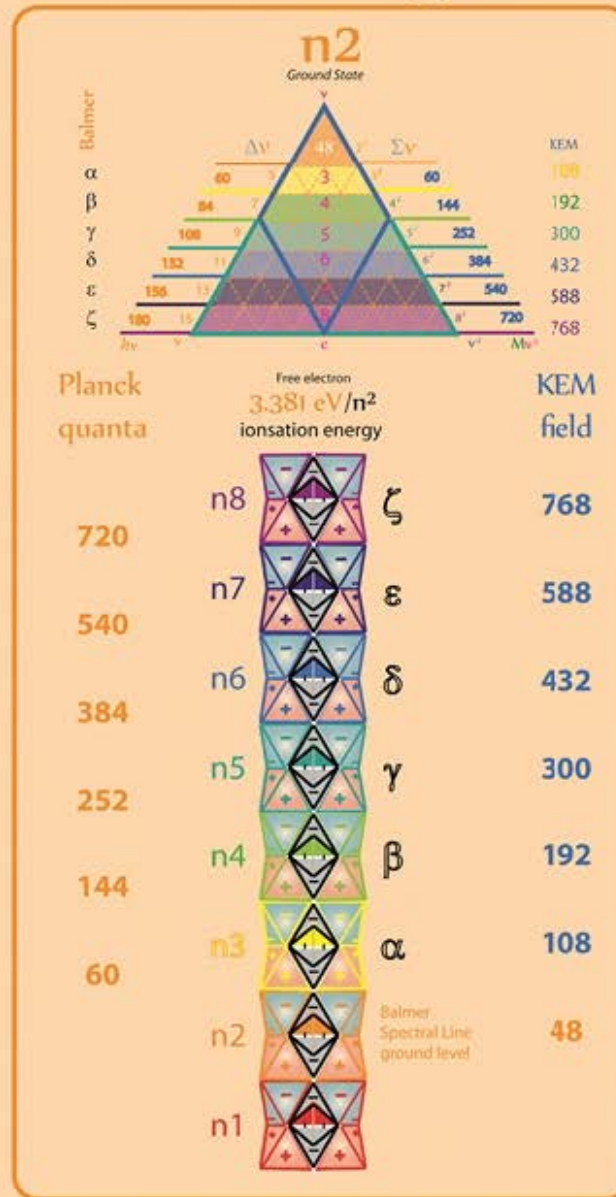
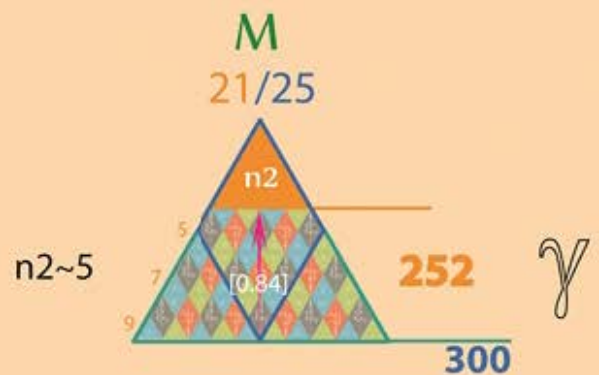
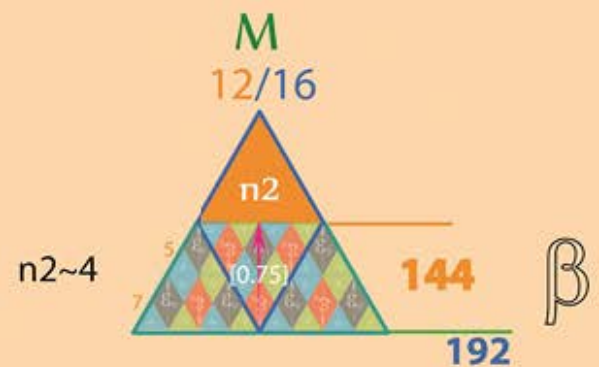
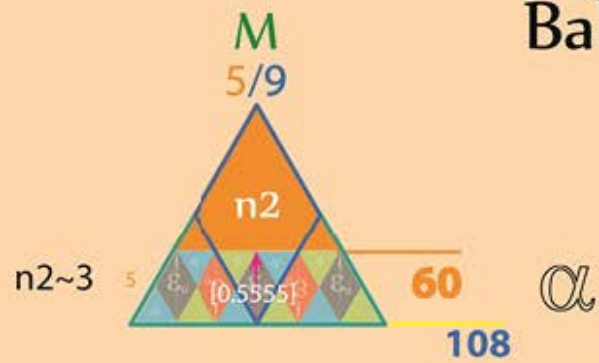
5 quantum level jump



768

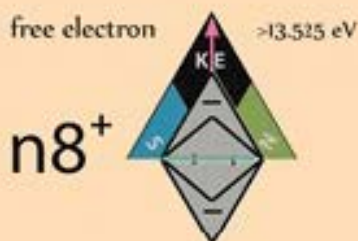
6 quantum level jump

# Balmer series energy momenta

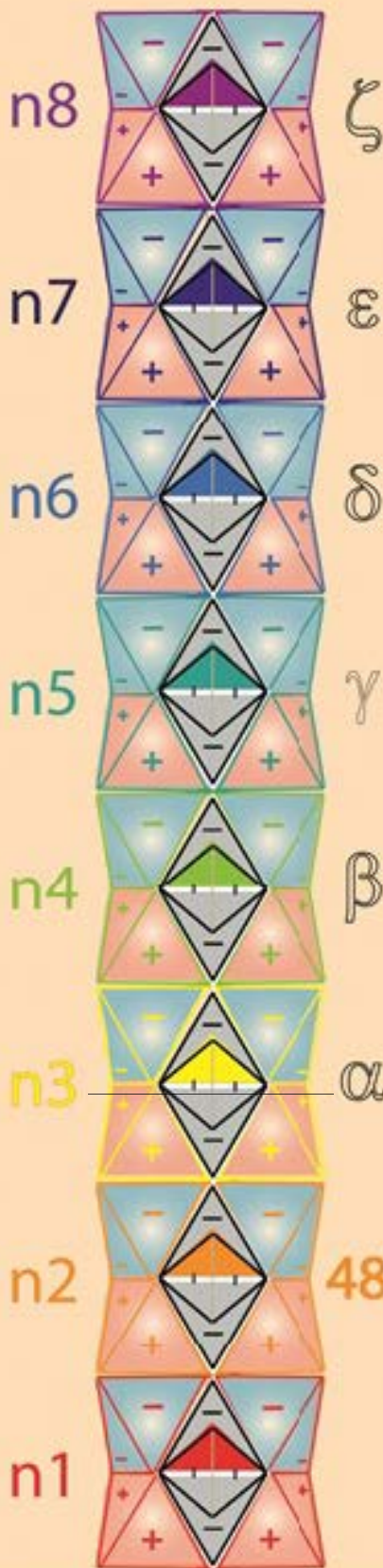


accelerating electrons:  $\Delta p = \Delta Mv = hf$  produce spectral lines





$n8^+$



# Balmer Series

$$\Delta h\nu = \underset{\text{Tetryonic}}{KEM} = \underset{\text{Rydberg}}{hcR}$$

60/64  
**.2343**

$\lambda$	391.3171751	nm
$\tilde{\nu}$	2,555,471,1785	m <sup>-1</sup>
$f$	$7.661111677 \times 10^{14}$	Hz
E	3.169989296	eV
$\Omega$	101.1079531	m <sup>2</sup> /s

$$R \left( \frac{1}{4} - \frac{1}{64} \right)$$

.2343

45/49  
**.2295**

$\lambda$	399.4696163	nm
$\tilde{\nu}$	2,5033,319,299	m <sup>-1</sup>
$f$	$7,50476246 \times 10^{14}$	Hz
E	3.105295637	eV
$\Omega$	101.4037092	m <sup>2</sup> /s

$$R \left( \frac{1}{4} - \frac{1}{49} \right)$$

.2295

32/36  
**.2222**

$\lambda$	412.7173331	nm
$\tilde{\nu}$	2,422,965.84	m <sup>-1</sup>
$f$	$7,26366885 \times 10^{14}$	Hz
E	3.00561948	eV
$\Omega$	97.2016183	m <sup>2</sup> /s

$$R \left( \frac{1}{4} - \frac{1}{36} \right)$$

.2222

21/25  
**.2100**

$\lambda$	436.7379187	nm
$\tilde{\nu}$	2,289,702,719	m <sup>-1</sup>
$f$	$6,864356685 \times 10^{14}$	Hz
E	2.840310409	eV
$\Omega$	92.3842768	m <sup>2</sup> /s

$$R \left( \frac{1}{4} - \frac{1}{25} \right)$$

.21

12/16  
**.1875**

$\lambda$	486.1464689	nm
$\tilde{\nu}$	2,044,377,428	m <sup>-1</sup>
$f$	$6,126889342 \times 10^{14}$	Hz
E	2.535991437	eV
$\Omega$	82.4663021	m <sup>2</sup> /s

$$R \left( \frac{1}{4} - \frac{1}{16} \right)$$

.1875

5/9  
**.138**

$\lambda$	660.347731	nm
$\tilde{\nu}$	1,514,353.65	m <sup>-1</sup>
$f$	$4,539918031 \times 10^{14}$	Hz
E	1.878512175	eV
$\Omega$	61.10109927	m <sup>2</sup> /s

$$R \left( \frac{1}{4} - \frac{1}{9} \right)$$

.138

m.  $\left[ \begin{matrix} \Omega/\nu \\ \nu/\Omega \\ c^2/\Omega \\ \nu^2/c^2 \end{matrix} \right]$

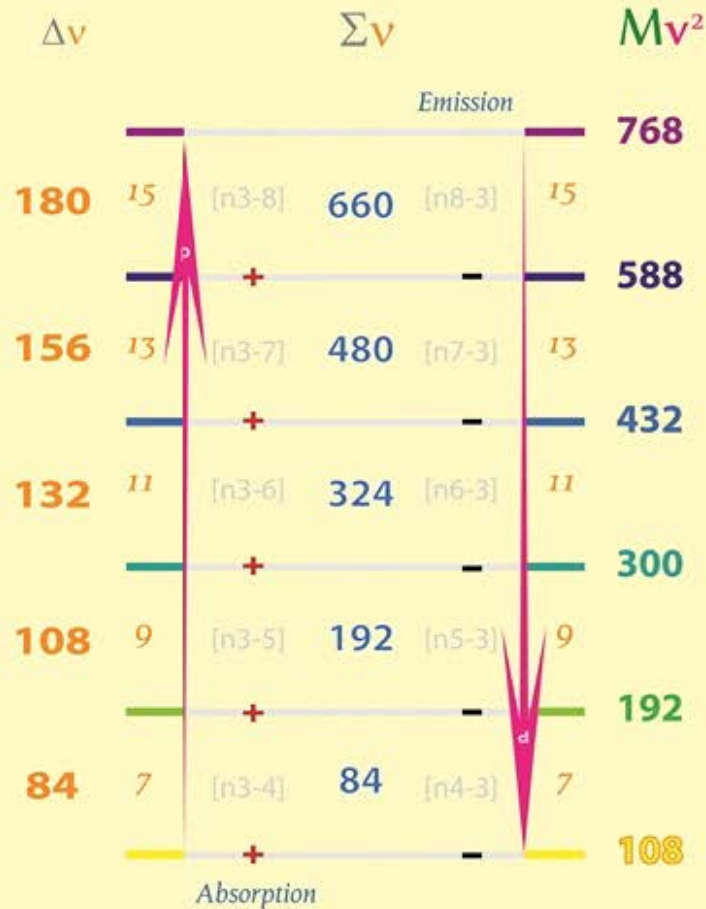
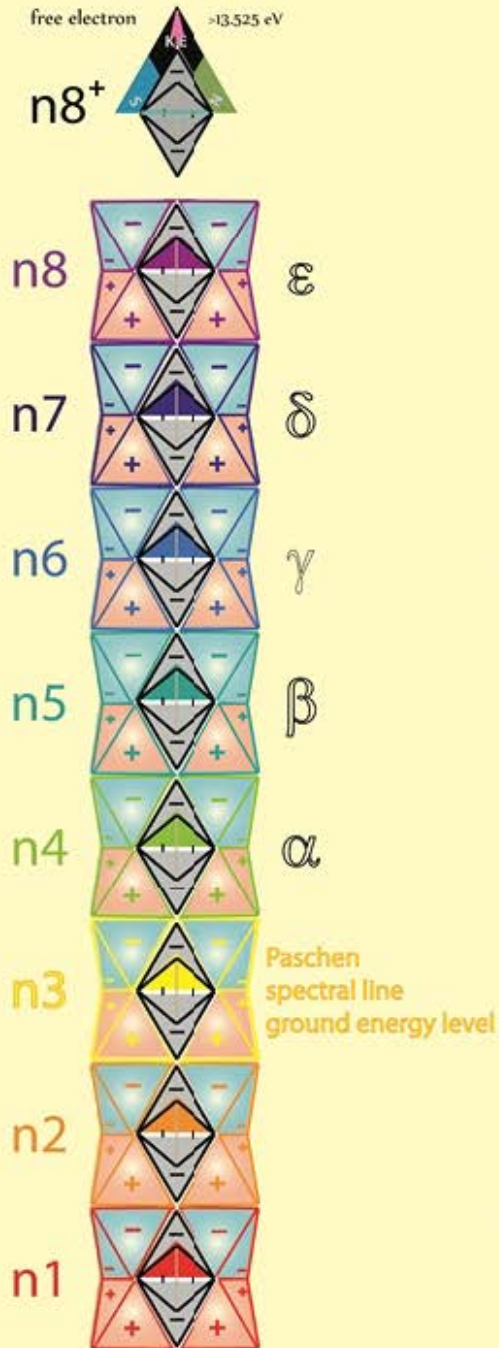
$\lambda$	366.8598517	nm
$\tilde{\nu}$	2,725,836,571	m <sup>-1</sup>
$f$	$8.171852456 \times 10^{14}$	Hz
E	3.381321915	eV
$\Omega$	109.9818167	m <sup>2</sup> /s

$h/p$   
 $p/h$   
 $E/h$   
 $hf$

ground KEM energies

changing energy momenta produces specific frequency spectral lines

# Paschen spectral lines



**n3**  
Ground State

Planck, Rydberg, Lorentz, Newton, Leibniz

$KEM = \frac{hf}{n^2}$

-1.50280974 eV

**M shell**

$KEM = \frac{hcR}{n^2}$

825.434 nm

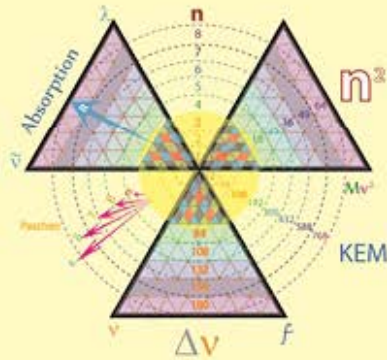
$\Omega/v$	$\lambda$	nm	$h/p$
$v/\Omega$	$\tilde{\nu}$	1,211,482.92	m <sup>-1</sup>
$c^2/\Omega$	$f$	$3.631934425 \times 10^{14}$	Hz
$v^2/c^2$	$E$	1.50280974	eV
	$\Omega$	247.4590875	m <sup>2</sup> /s

ground KEM energies

*equilateral energy momenta is the foundation of all quantum EM wave-functions*



As photo-electrons transition between  $Mv$  squared KEM field energy levels in atomic nuclei they release specific  $[\Delta hv]$  W bosons

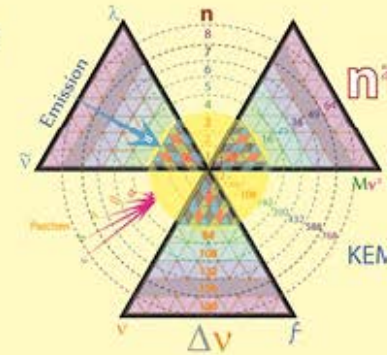


### Paschen spectral series

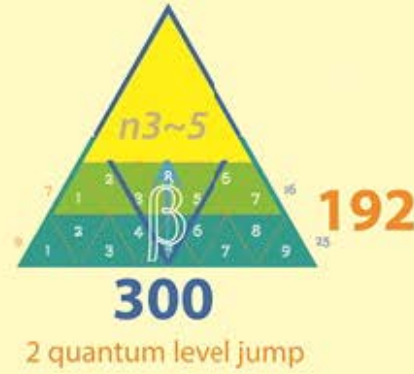
$\alpha$	1,886
$\beta$	1,289
$\gamma$	1,100
$\delta$	1,011
$\epsilon$	960

IR spectrum

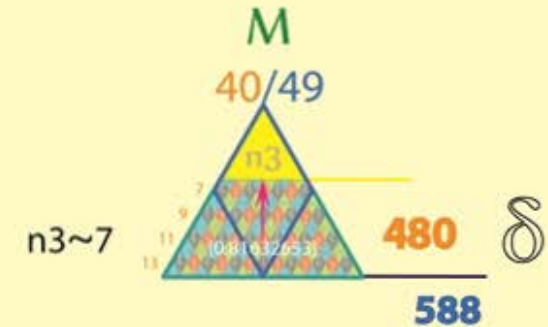
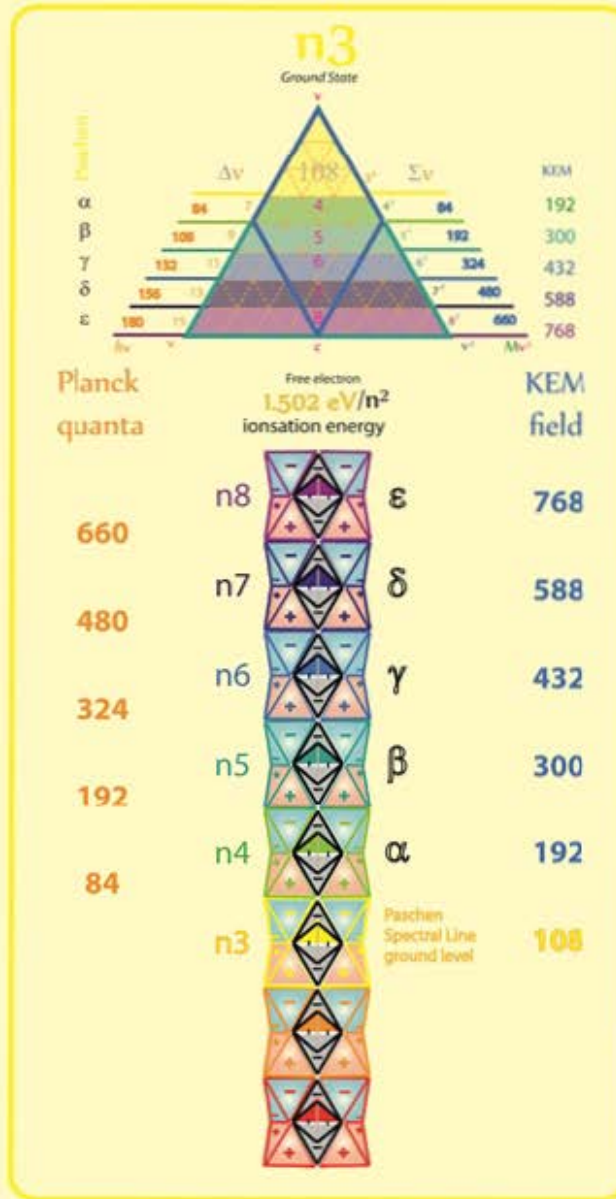
- $n_3-4$
- $n_3-5$
- $n_3-6$
- $n_3-7$
- $n_3-8$



M shell

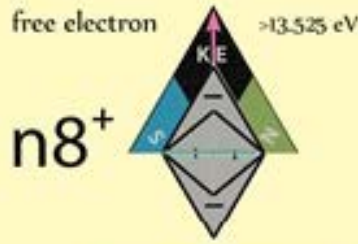


# Paschen series energy momenta



accelerating electrons  $\Delta p = \Delta Mv = hf$  produce spectral lines





$n8^+$

$n8$

$n7$

$n6$

$n5$

$n4$

$n3$

$n2$

$n1$



$\epsilon$

$\delta$

$\gamma$

$\beta$

$\alpha$

109



# Paschen Series

$$\Delta h\nu = \underset{\text{Tetryonic}}{KEM} = \underset{\text{Rydberg}}{hcR}$$

$55/64$   
**.0954**

$\lambda$	960.5057935	nm
$\tilde{\nu}$	1,041,118.135	m <sup>-1</sup>
$f$	$3.121193646 \times 10^{14}$	Hz
$E$	1.29147712	eV
$\Omega$	287.9523928	m <sup>2</sup> /s

$R \left( \frac{1}{9} - \frac{1}{64} \right)$   
09548

$40/49$   
**.0907**

$\lambda$	1,011.157466	nm
$\tilde{\nu}$	988,965.6492	m <sup>-1</sup>
$f$	$2.9464844428 \times 10^{14}$	Hz
$E$	1.226783461	eV
$\Omega$	301.1373822	m <sup>2</sup> /s

$R \left( \frac{1}{9} - \frac{1}{49} \right)$   
0907

$27/36$   
**.8033**

$\lambda$	1,100.579555	nm
$\tilde{\nu}$	908,612.1902	m <sup>-1</sup>
$f$	$2.723950819 \times 10^{14}$	Hz
$E$	1.127107305	eV
$\Omega$	329.94545	m <sup>2</sup> /s

$R \left( \frac{1}{9} - \frac{1}{36} \right)$   
0833

$16/25$   
**.0711**

$\lambda$	1,289.741666	nm
$\tilde{\nu}$	775,349.069	m <sup>-1</sup>
$f$	$2.324438032 \times 10^{14}$	Hz
$E$	0.961798233	eV
$\Omega$	386.6548243	m <sup>2</sup> /s

$R \left( \frac{1}{9} - \frac{1}{25} \right)$   
0711

$7/16$   
**.0486**

$\lambda$	1,886.707809	nm
$\tilde{\nu}$	530,023.7776	m <sup>-1</sup>
$f$	$1.588971311 \times 10^{14}$	Hz
$E$	0.657479261	eV
$\Omega$	565.6207715	m <sup>2</sup> /s

$R \left( \frac{1}{9} - \frac{1}{16} \right)$   
0486

$m \cdot \begin{bmatrix} \Omega/\nu \\ \nu/\Omega \\ c/\Omega \\ \nu/c \end{bmatrix}$

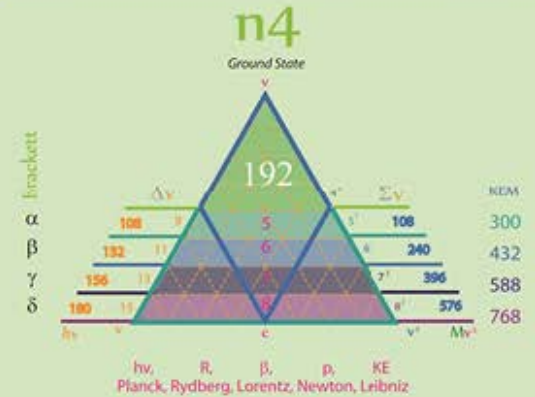
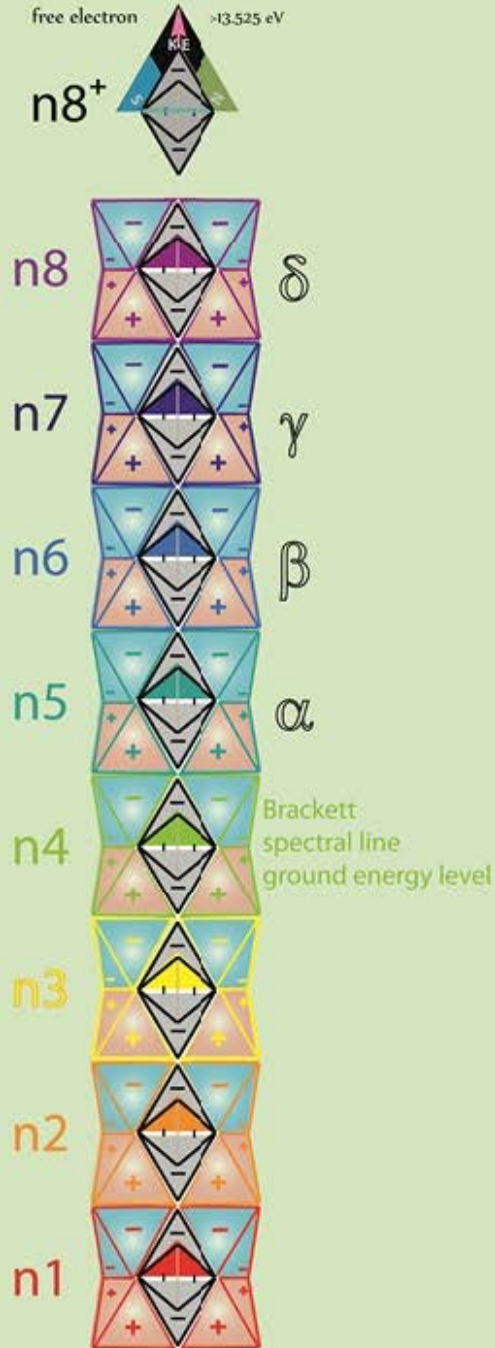
$\lambda$	825.4346663	nm
$\tilde{\nu}$	1,211,482.92	m <sup>-1</sup>
$f$	$3.631934425 \times 10^{14}$	Hz
$E$	1.50280974	eV
$\Omega$	247.4590875	m <sup>2</sup> /s

$h/p$   
 $p/h$   
 $E/h$   
 $hf$

ground KEM energies

changing energy momenta produces specific frequency spectral lines

# Brackett spectral lines



$$-0.84533478 \text{ eV} \quad KEM = \frac{hf}{n^2}$$



N shell

$$1,467.43 \text{ nm} \quad KEM = \frac{hcR}{n^2}$$

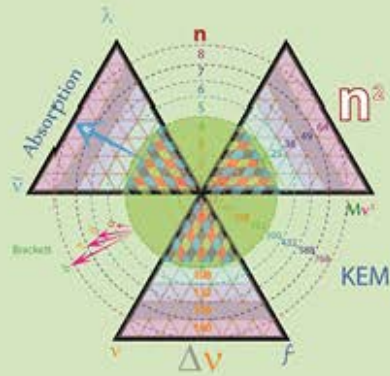
$m$	$\Omega/v$	$\lambda$	$v/\Omega$	$\tilde{\nu}$	$c/\Omega$	$f$	$v'/c'$	$E$	$\Omega$
		1,467.439407 nm		681,459.1426 $m^{-1}$		$2.042963114 \times 10^{14}$ Hz		0.84533478 eV	$1.2e20 \text{ m}^2/\text{s}$

ground KEM energies

equilateral energy momenta is the foundation of all quantum EM wave-junctions



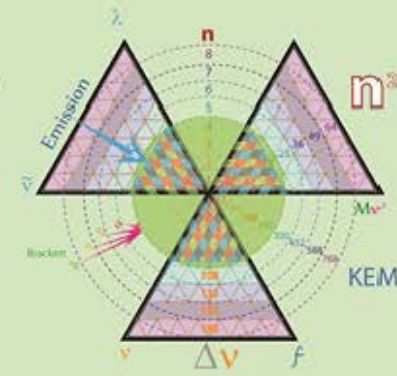
As photo-electrons transition between  $Mv$  squared KEM field energy levels in atomic nuclei they release specific  $[\Delta h\nu]$  W bosons



### Brackett spectral series

$\alpha$	4,076	n4-5
$\beta$	2,641	n4-6
$\gamma$	2,178	n4-7
$\delta$	1,956	n4-8

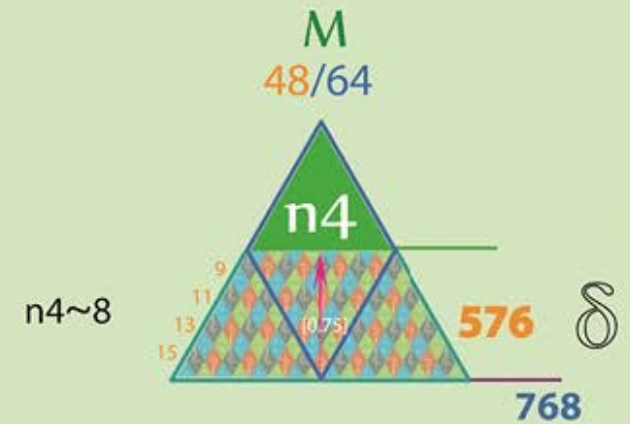
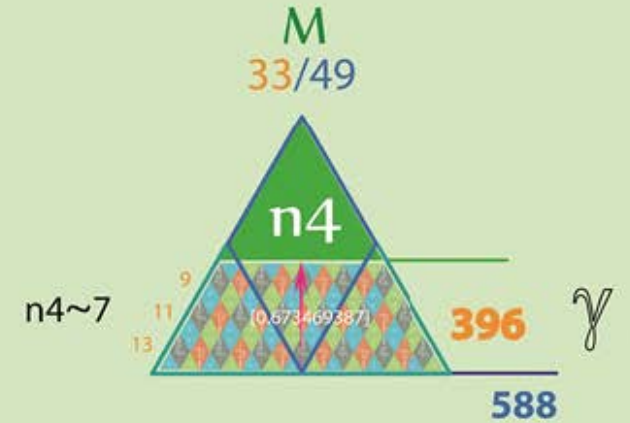
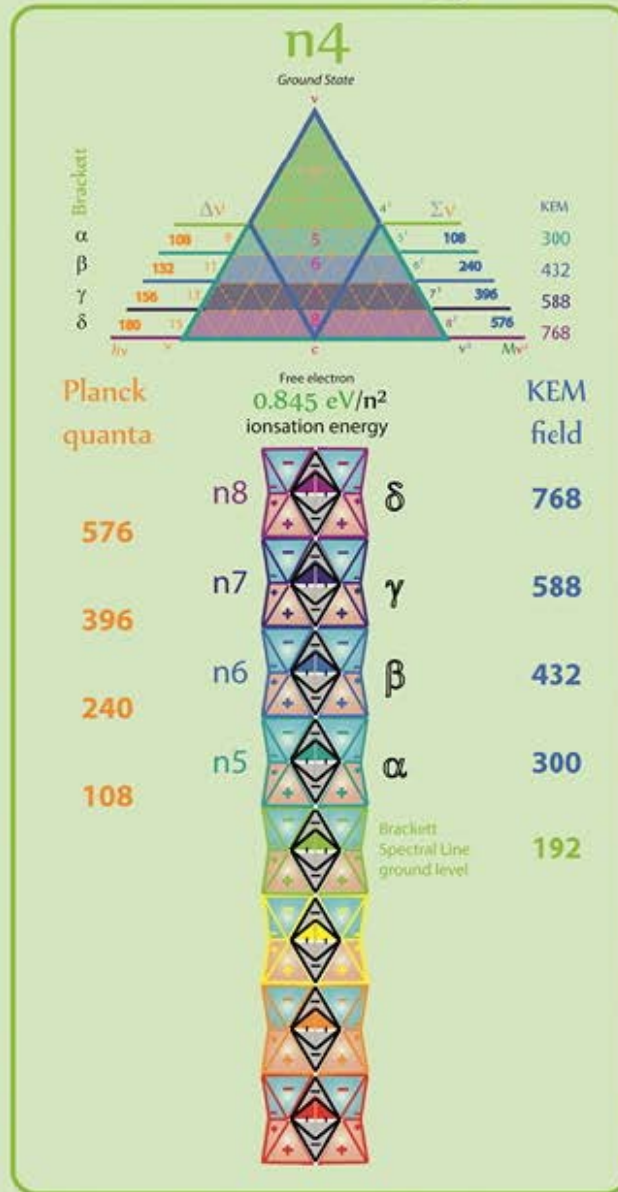
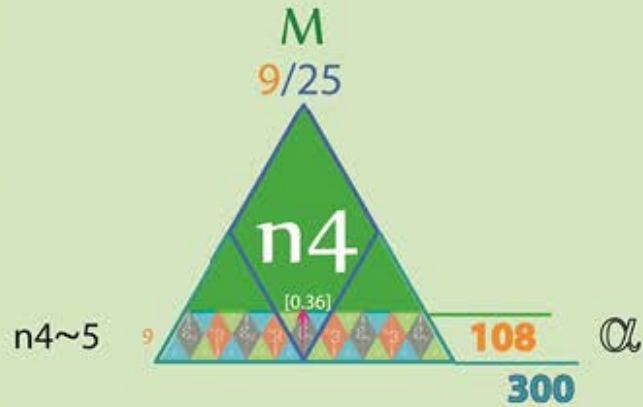
IR spectrum



N shell

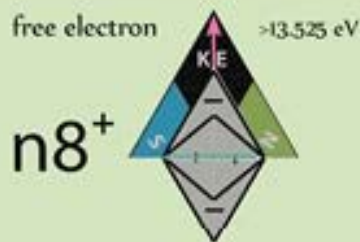


# Brackett series energy momenta



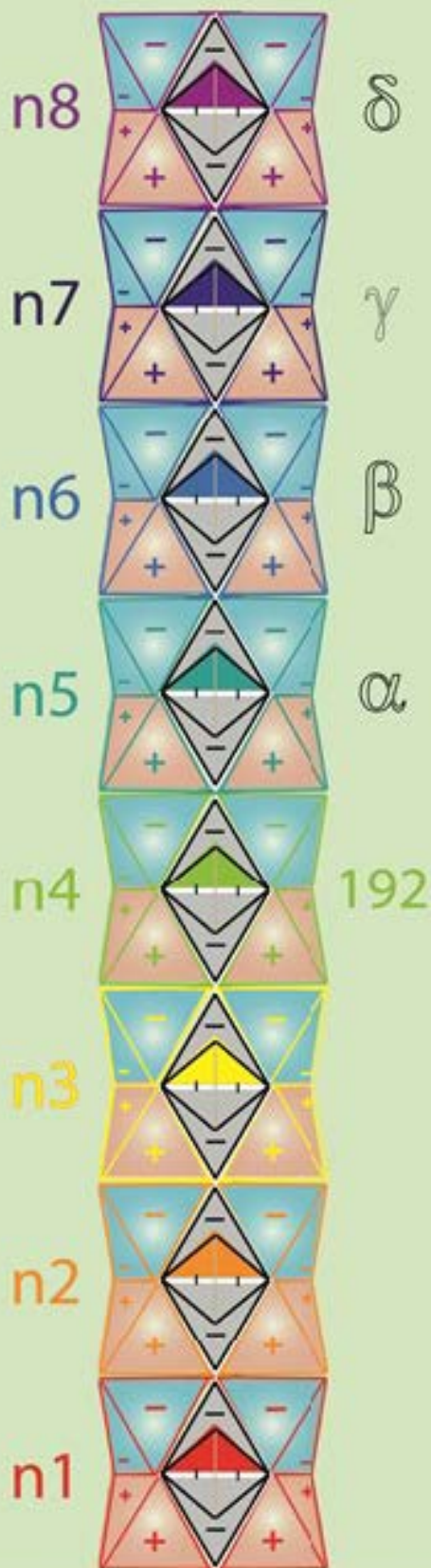
accelerating electrons  $\Delta p = \Delta Mv = hf$  produce spectral lines





# Brackett Series

$$\Delta h\nu = \underset{\text{Tetryonic}}{KEM} = \underset{\text{Rydberg}}{hcR}$$



48/64  
**.0468**

$\lambda$	1,956,585876	nm
$\bar{\nu}$	511,094,357	m <sup>-1</sup>
$f$	$1.532222335 \times 10^{14}$	Hz
$E$	0.634001085	eV
$\Omega$	586,509689	m <sup>2</sup> /s

$$R \left( \frac{1}{16} - \frac{1}{64} \right)$$

.0468

33/49  
**.04209**

$\lambda$	2,178,92518	nm
$\bar{\nu}$	458,941,8716	m <sup>-1</sup>
$f$	$1.375873118 \times 10^{14}$	Hz
$E$	0.569307096	eV
$\Omega$	653,2253354	m <sup>2</sup> /s

$$R \left( \frac{1}{16} - \frac{1}{49} \right)$$

.04209

20/36  
**.0347**

$\lambda$	2,641,390932	nm
$\bar{\nu}$	378,588,4126	m <sup>-1</sup>
$f$	$1.134979508 \times 10^{14}$	Hz
$E$	0.469630433	eV
$\Omega$	791,8690801	m <sup>2</sup> /s

$$R \left( \frac{1}{16} - \frac{1}{36} \right)$$

.0347

9/25  
**.0225**

$\lambda$	4,076,220574	nm
$\bar{\nu}$	245,325,2914	m <sup>-1</sup>
$f$	$7.35466721 \times 10^{13}$	Hz
$E$	0.30432052	eV
$\Omega$	1,222,020185	m <sup>2</sup> /s

$$R \left( \frac{1}{16} - \frac{1}{25} \right)$$

.0225

m.  $\left[ \begin{matrix} \Omega/\nu \\ \nu/\Omega \\ c/\Omega \\ \nu^2/c \end{matrix} \right]$

$\lambda$	1,467,439407	nm
$\bar{\nu}$	681,459,1426	m <sup>-1</sup>
$f$	$2.042963114 \times 10^{14}$	Hz
$E$	0.84533478	eV
$\Omega$	439,9272667	m <sup>2</sup> /s

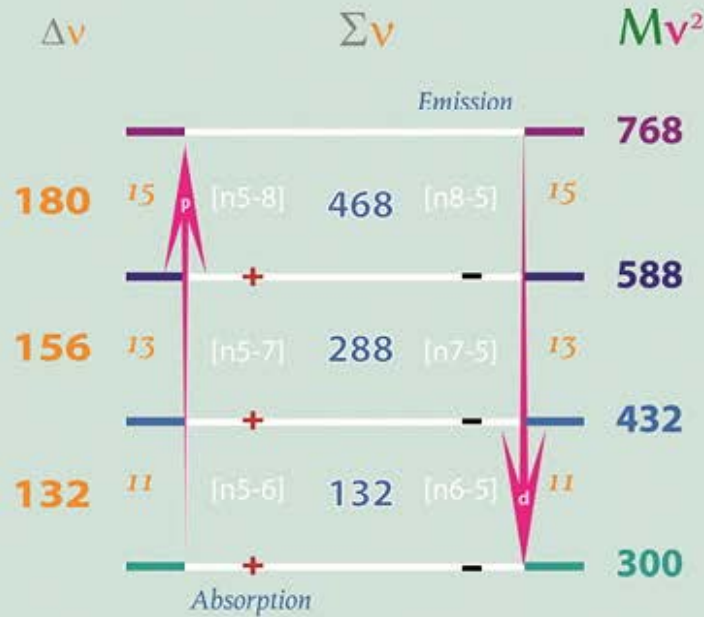
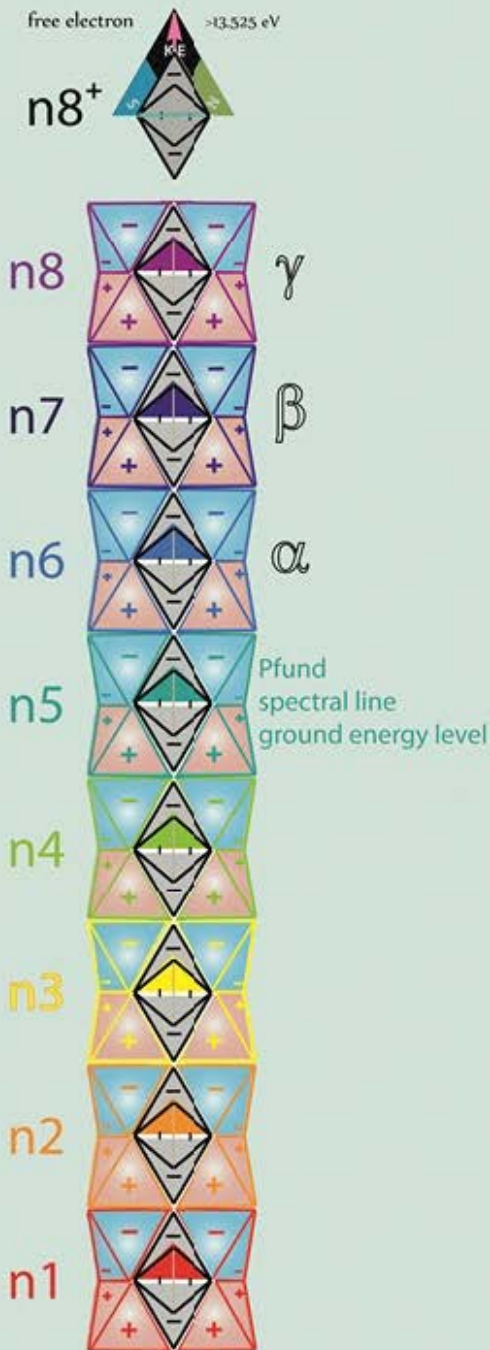
$h/p$   
 $p/h$   
 $E/h$   
 $hf$

ground KEM energies

changing energy momenta produces specific frequency spectral lines

Tetryonics 33:04 - Brackett series math

# Pfund spectral lines



$KEM = \frac{hf}{n^2}$

-0.5410115 eV



O shell

$KEM = \frac{hcR}{n^2}$

2,292.87 nm

m.

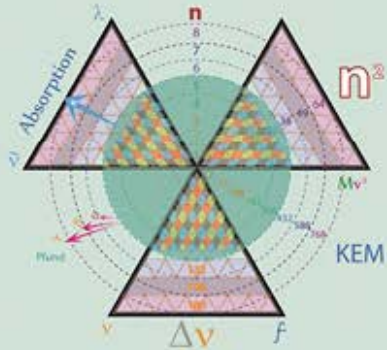
$\frac{\Omega}{v}$	$\lambda$	2,292.874073	nm	$h/p$
$\frac{v}{\Omega}$	$\tilde{\nu}$	436,133.8513	m <sup>-1</sup>	$p/h$
$\frac{c^2}{\Omega}$	$f$	$1.307496393 \times 10^{14}$	Hz	$E/h$
$\frac{v^2}{c^2}$	$E$	0.541011506	eV	$hf$
	$\Omega$	687.3863542	m <sup>2</sup> /s	

ground KEM energies

equilateral energy momenta is the foundation of all quantum EM wave-functions



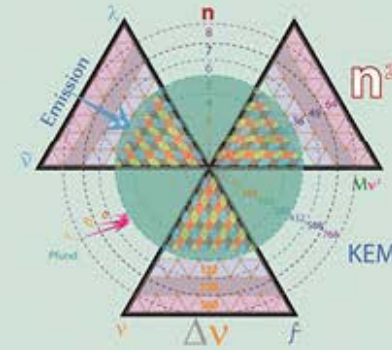
As photo-electrons transition between  $Mv$  squared KEM field energy levels in atomic nuclei they release specific  $[\Delta hv]$  W bosons



### Pfund spectral series

$\alpha$	7,503	n5-6
$\beta$	4,681	n5-7
$\gamma$	3,762	n5-8

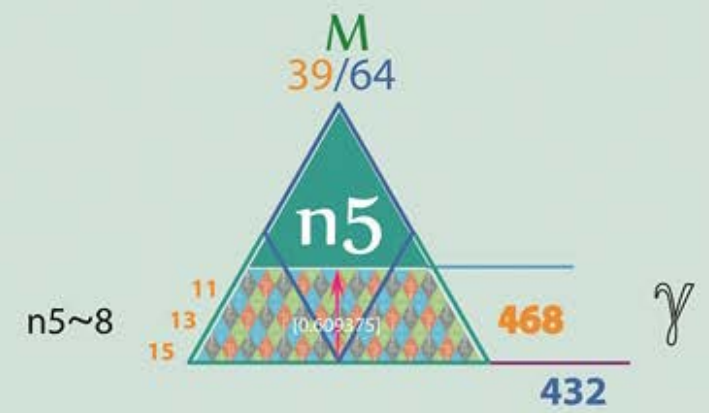
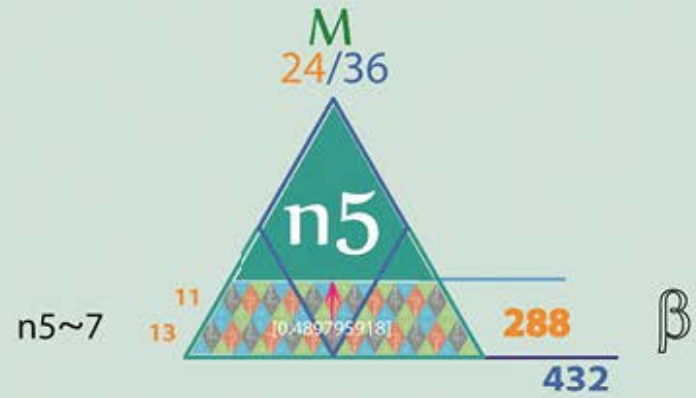
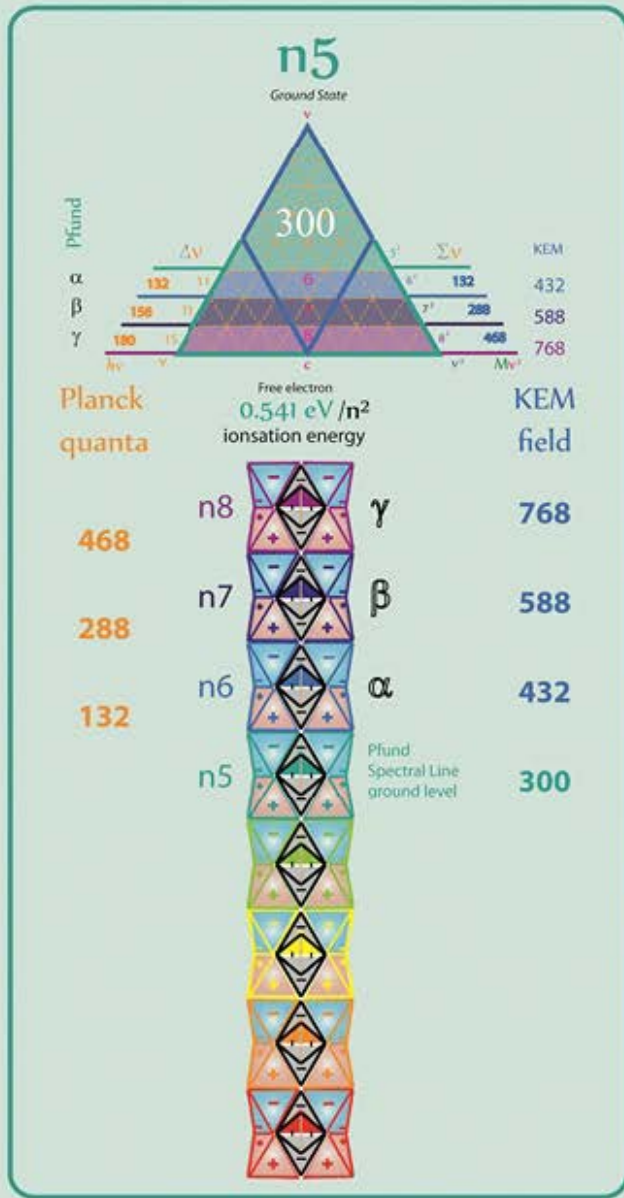
IR spectrum



O shell



# Pfund series energy momenta



accelerating electrons  $\Delta p = \Delta Mv = hf$  produce spectral lines





$n8^+$

$n8$

$n7$

$n6$

$n5$

$n4$

$n3$

$n2$

$n1$

$\gamma$

$\beta$

$\alpha$

300



# Pfund Series

$$\Delta h\nu = \text{Tetryonic } 0.541 \text{ eV} = \text{KEM } 0.541 \text{ eV} = \text{Rydberg } hcR$$

$39/64$   
**.0243**

$\lambda$	3,762.665146	nm
$\tilde{\nu}$	265,769.0656	$\text{m}^{-1}$
$f$	$7.967556145 \times 10^{13}$	Hz
E	0.329678886	eV
$\Omega$	1,128.018633	$\text{m}^2/\text{s}$

$$R \left( \frac{1}{25} - \frac{1}{64} \right)_{.0243}$$

$24/49$   
**.0195**

$\lambda$	4,681.284566	nm
$\tilde{\nu}$	213,616.5802	$\text{m}^{-1}$
$f$	$6.404063965 \times 10^{13}$	Hz
E	0.264985227	eV
$\Omega$	1,403.413807	$\text{m}^2/\text{s}$

$$R \left( \frac{1}{25} - \frac{1}{49} \right)_{.01959}$$

$11/36$   
**.0122**

$\lambda$	7,503.951512	nm
$\tilde{\nu}$	133,263.1212	$\text{m}^{-1}$
$f$	$3.995127867 \times 10^{13}$	Hz
E	0.165309071	eV
$\Omega$	2,249.628068	$\text{m}^2/\text{s}$

$$R \left( \frac{1}{25} - \frac{1}{36} \right)_{.0122}$$

m.  $\left[ \begin{matrix} \Omega/\nu \\ \nu/\Omega \\ e/m \\ \nu^2/c \end{matrix} \right]$

$\lambda$	2,292.874073	nm
$\tilde{\nu}$	436,133.8513	$\text{m}^{-1}$
$f$	$1.307496393 \times 10^{14}$	Hz
E	0.541011506	eV
$\Omega$	687.3863542	$\text{m}^2/\text{s}$

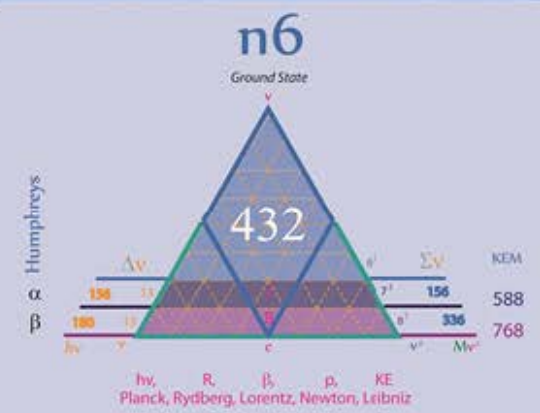
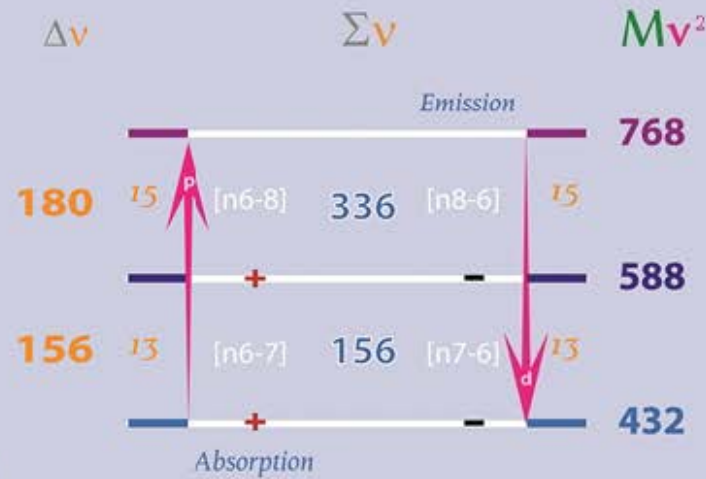
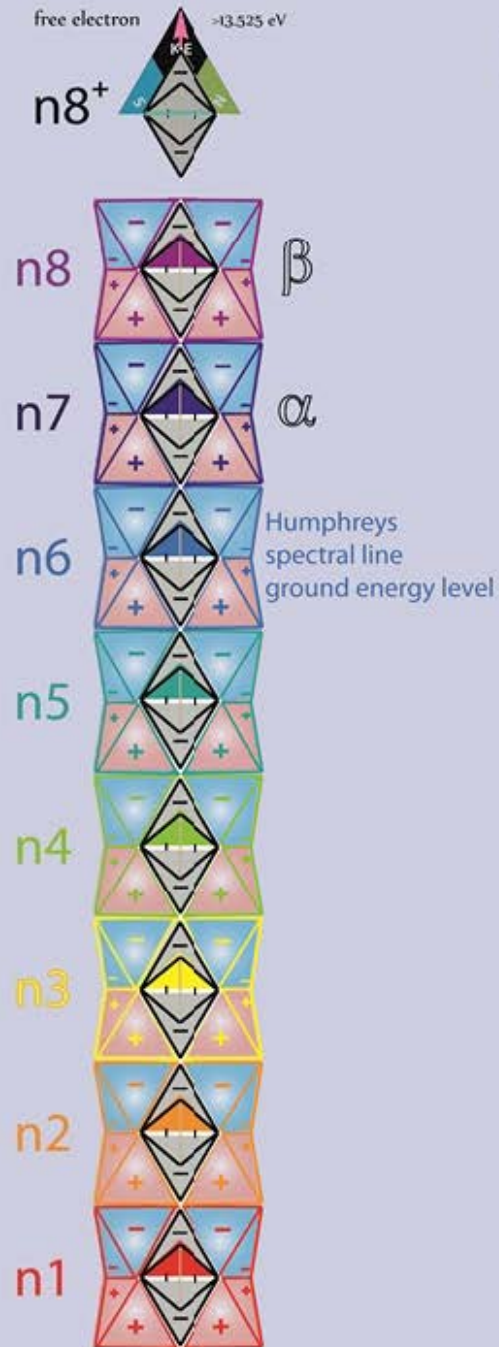
$h/p$   
 $p/h$   
 $E/h$   
 $hf$

ground KEM energies

changing energy momenta produces specific frequency spectral lines

Tetryonics 34.04 - Pfund series maths

# Humphreys spectral lines



$-0.375702435 \text{ eV}$   $KEM = \frac{hf}{n^2}$



$3,301.73 \text{ nm}$   $KEM = \frac{hcR}{n^2}$

m.  $\left[ \begin{matrix} \Omega/v \\ v/\Omega \\ c/\Omega \\ v^2/c \end{matrix} \right]$

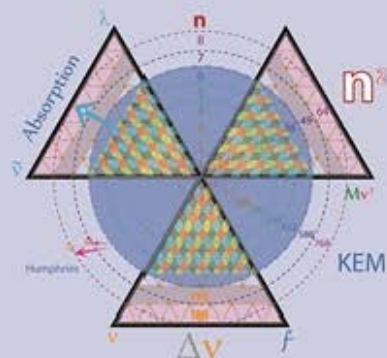
$\lambda$	3,301.738665	nm	$h/p$
$\tilde{\nu}$	302,870.7301	$m^{-1}$	$p/h$
$f$	$9.079836062 \times 10^{13}$	Hz	$E/h$
$E$	0.375702435	eV	$hf$
$\Omega$	989.8363501	$m^2/s$	

ground KEM energies

equilateral energy momenta is the foundation of all quantum EM wave-functions



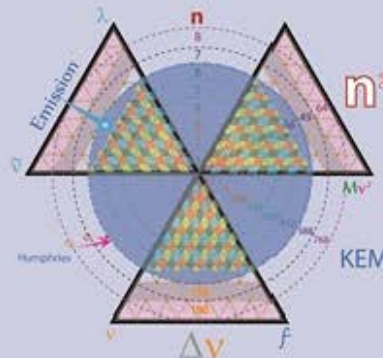
As photo-electrons transition between  $Mv$  squared KEM field energy levels in atomic nuclei they release specific  $[\Delta hv]$  W bosons



### Humphries spectral series

$\alpha$  12,445  
 $\beta$  7,546  
 IR spectrum

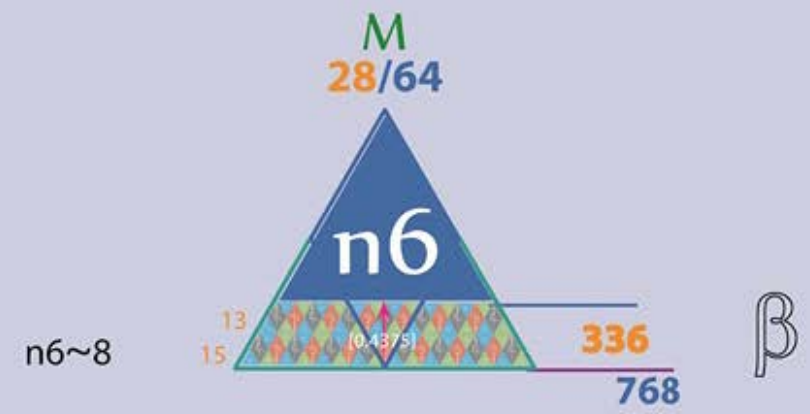
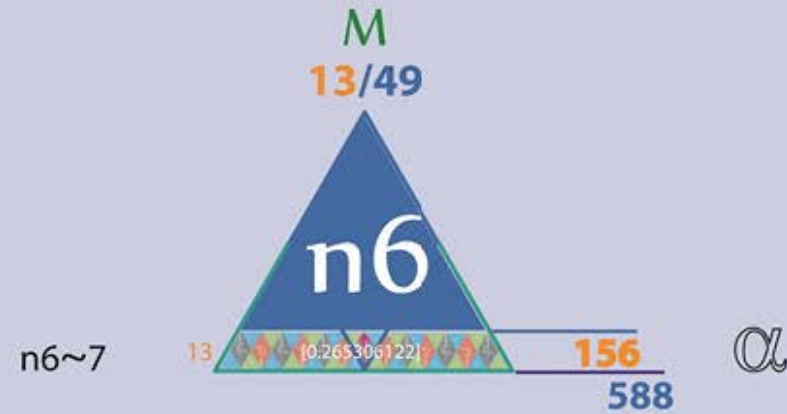
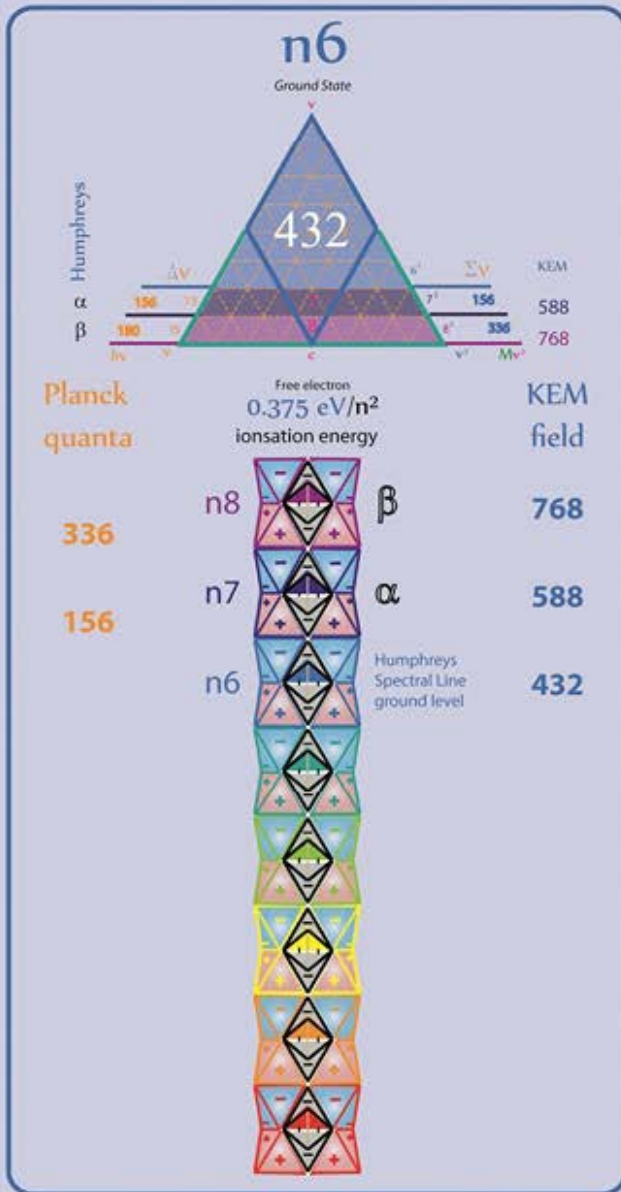
n6-7  
 n6-8



P shell



# Humphreys series energy momenta



accelerating electrons  $\Delta p = \Delta Mv = hf$  produce spectral lines



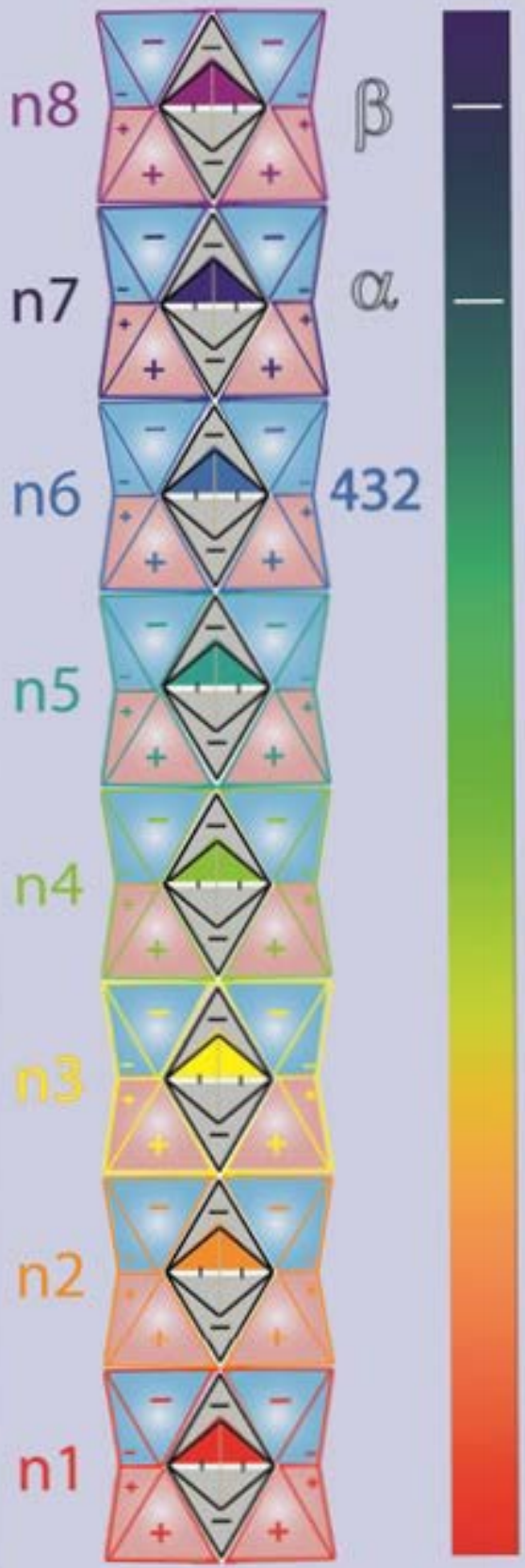


$n8^+$

# Humphreys Series

$$\Delta h\nu = KEM = hcR$$

Tetryonic 0.375 eV Rydberg



$28/64$   
**.01215**

$\lambda$	7,546.831235	nm
$\bar{\nu}$	132,505.9444	$m^{-1}$
$f$	$3.972428277 \times 10^{13}$	Hz
E	0.164369815	eV
$\Omega$	1,125.018633	$m^2/s$

$$R \left( \frac{1}{36} - \frac{1}{64} \right)$$

.01215

$13/49$   
**.00733**

$\lambda$	12,445.01497	nm
$\bar{\nu}$	80,353.459	$m^{-1}$
$f$	$2.4089936098 \times 10^{13}$	Hz
E	0.099676156	eV
$\Omega$	1,401.413807	$m^2/s$

$$R \left( \frac{1}{36} - \frac{1}{49} \right)$$

.00733

m.  $\begin{bmatrix} \Omega/\nu \\ \nu/\Omega \\ c/\Omega \\ \nu/c \end{bmatrix}$

$\lambda$	3,301.738665	nm
$\bar{\nu}$	302,870.7301	$m^{-1}$
$f$	$9.079836062 \times 10^{13}$	Hz
E	0.375702435	eV
$\Omega$	989.8363501	$m^2/s$

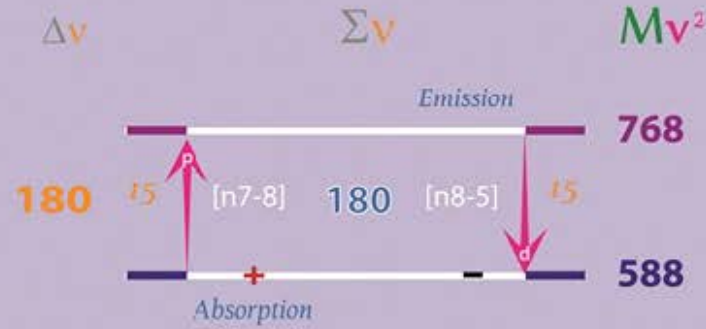
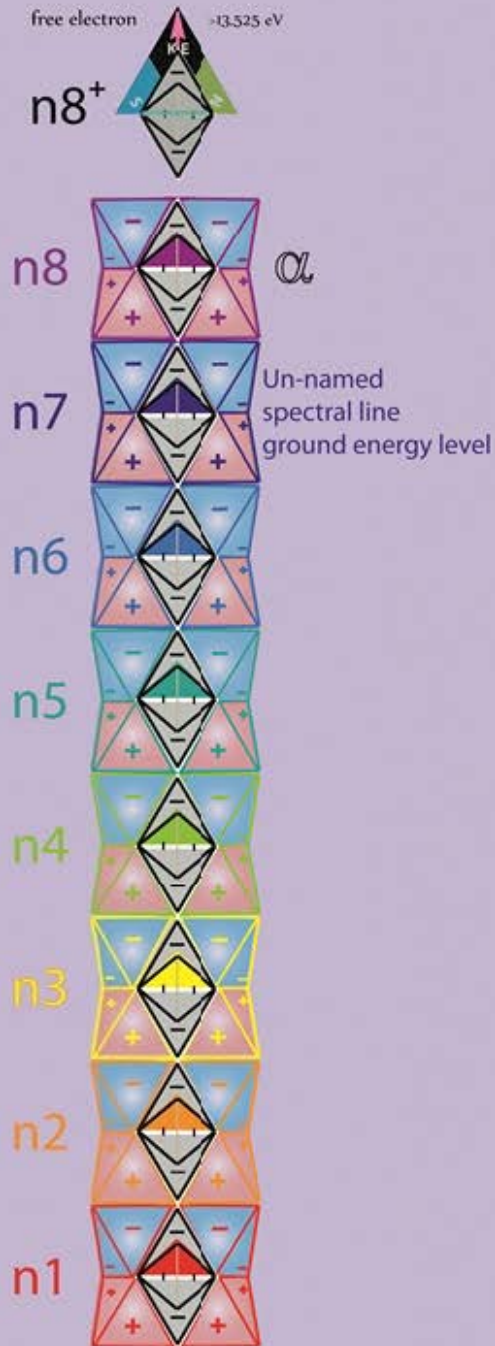
$h/p$   
 $p/h$   
 $E/h$   
 $h/f$

ground KEM energies

changing energy momenta produces specific frequency spectral lines

Tetryonics 35.04 - Humphreys series maths

# Un-named spectral line



$-0.276026782 \text{ eV}$   $KEM = \frac{hf}{n^2}$



Q shell

$4,494.03 \text{ nm}$   $KEM = \frac{hcR}{n^2}$

$m.$   $\left[ \begin{matrix} \Omega/v \\ v/\Omega \\ c/\Omega \\ v'/c \end{matrix} \right]$

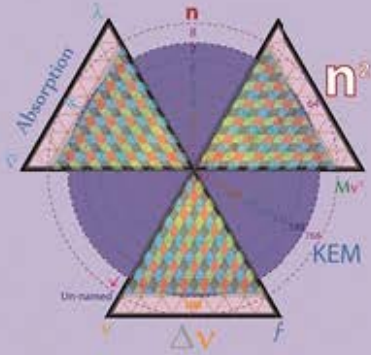
$\lambda$	4,494.033183	nm	$h/p$
$\tilde{\nu}$	222,517.2711	$m^{-1}$	$p/h$
$f$	$6.67089964 \times 10^{13}$	Hz	$E/h$
$E$	0.276026278	eV	$hf$
$\Omega$	1,347.277254	$m^2/s$	

ground KEM energies

*equilateral energy momenta is the foundation of all quantum EM wave functions*

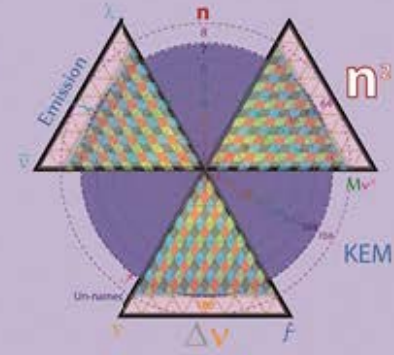


This spectral line photo-electrons transition can only release **one** specific  $[\Delta h\nu]$  W boson of energy



### Un-named spectral series

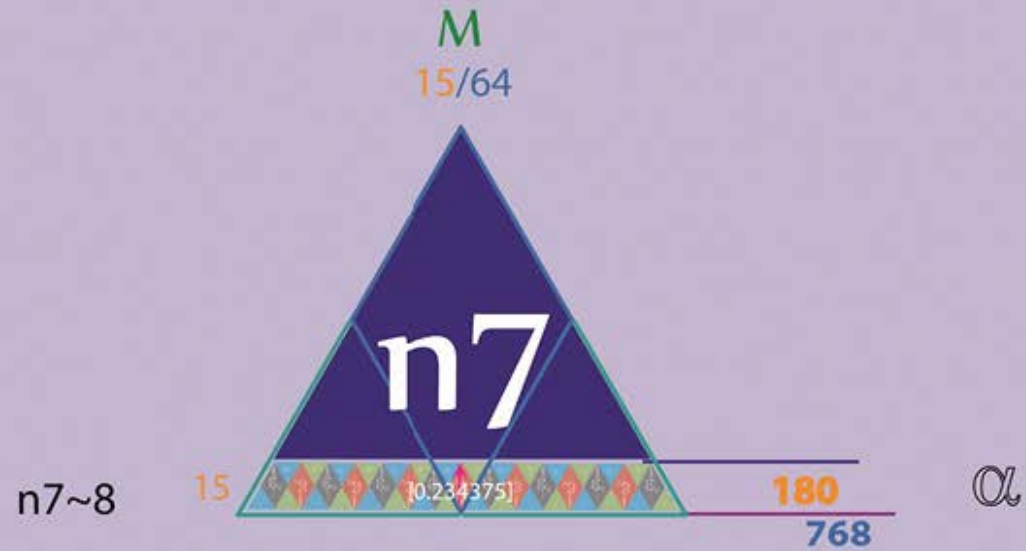
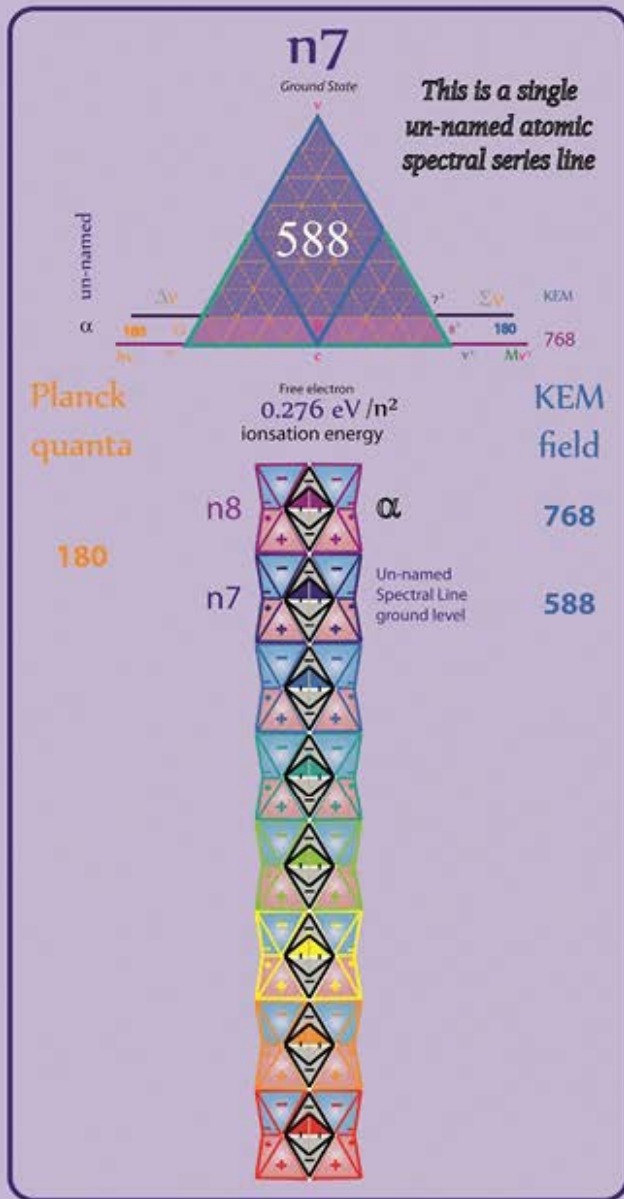
$\alpha$  **19,174** n1-8  
 IR spectrum



## Q shell



# Un-named series energy momenta

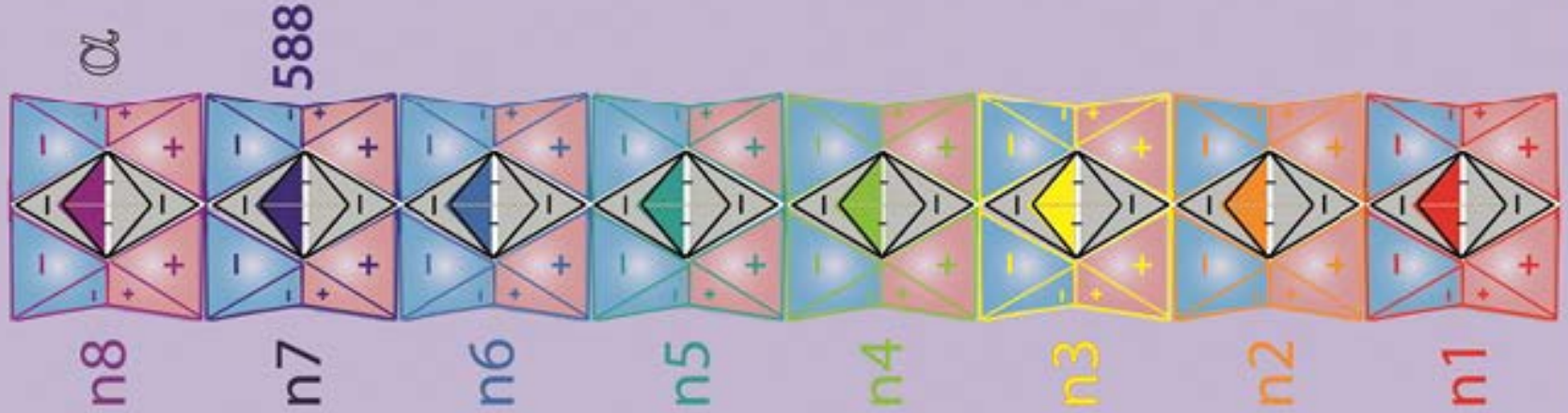


accelerating electrons  $\Delta p = \Delta Mv = hf$  produce spectral lines





**n8<sup>+</sup>**



# Un-named Series

$$\Delta h\nu = \text{KEM} = \frac{hcR}{\text{Rydberg}}$$

0.276 eV

$\lambda$	19,174,54158	nm
$\bar{\nu}$	52,152,48541	m <sup>-1</sup>
$f$	1.563492179 x 10 <sup>14</sup>	Hz
$E$	0.0664693658	eV
$\Omega$	5,798,535,952	m <sup>2</sup> /s

15/64  
.0047

$$R \left( \frac{1}{49} - \frac{1}{64} \right)$$

0.0047

$\lambda$	4,494,033,183	nm
$\bar{\nu}$	222,517,2711	m <sup>-1</sup>
$f$	6.67089964 x 10 <sup>13</sup>	Hz
$E$	0.276026278	eV
$\Omega$	1,347,277,254	m <sup>2</sup> /s

$$m \cdot \left[ \begin{matrix} \Delta V \\ V/E \\ C/\Omega \\ V/\Omega \end{matrix} \right]$$

$$\frac{h/p}{p/h} = \frac{E/h}{hf}$$

ground KEM energies

changing energy momenta produces a specific frequency spectral line

# KEM field geometry



The Lorentz corrected velocity of electron resulting from atomic energy level transitions

$$Mv^2$$

Bosons differential required to effect energy level transition

Energy differential for energy level transition

$$12 \times 1$$

$$12 \times 4$$

$$12 \times 9$$

$$12 \times 16$$

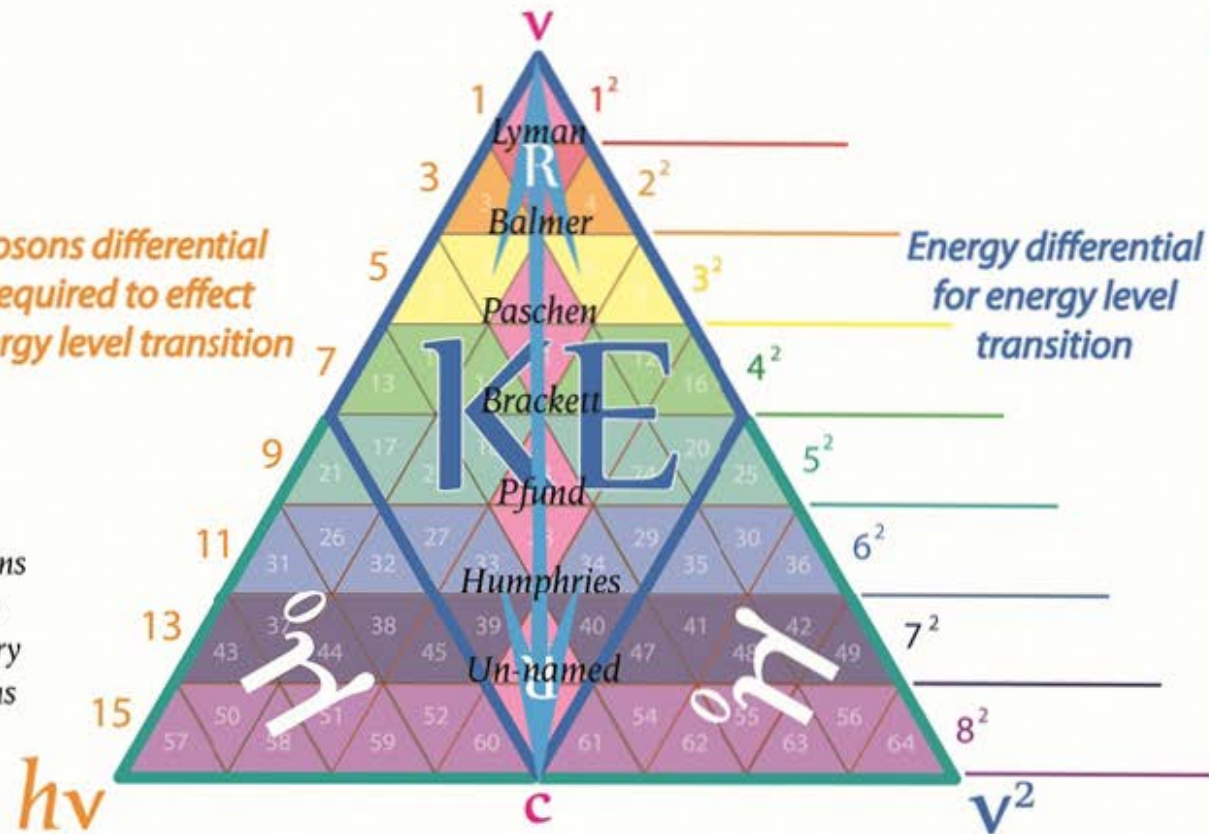
$$12 \times 25$$

$$12 \times 36$$

$$12 \times 49$$

$$12 \times 64$$

All of the quantum jumps of electrons bound in a Hydrogen atom can be summarised in the Tetryonic geometry reflecting the energy level transitions



Ryberg's constant is reflective of the wavelengths and linear momentum of a transitioning electron's KEM field

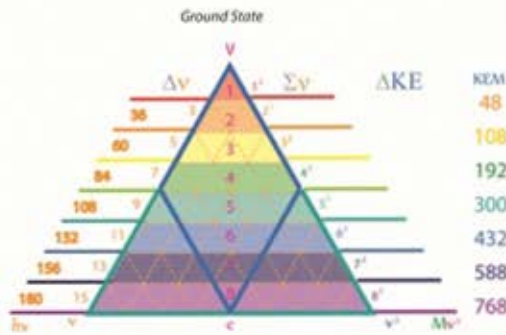
Ryberg's formula is a mathematical description of Tetryonic energy geometry

$$Mv^2 = KEM = hcR_H$$

KEM field quanta



# Photoelectron transitions

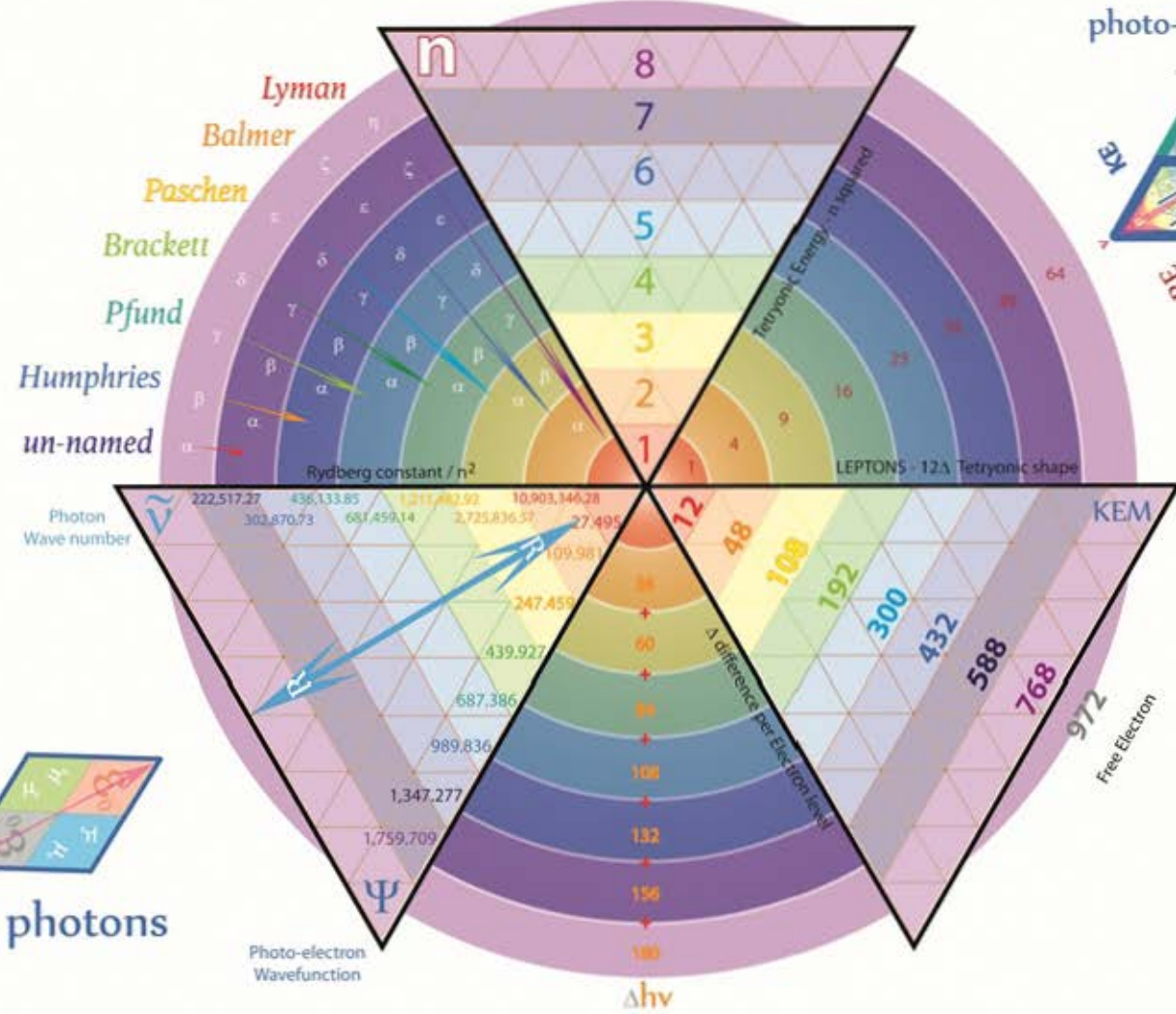


## Spectral Lines

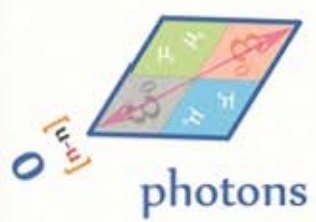
Transition	Spectral series
$n1 \sim$	Lyman
$n2 \sim$	Balmer
$n3 \sim$	Paschen
$n4 \sim$	Brackett
$n5 \sim$	Pfund
$n6 \sim$	Humphreys
$n7 \sim$	Un-named

## Nuclear Quantum Levels

The kinetic energy levels of bound nuclear photon-electrons is determined by the energy levels of their Baryons



## photo-electrons



Spectral lines are produced by  
The energy and wavelength of emitted photons is a function of the photo-electron's KEM field quantum wavenumber

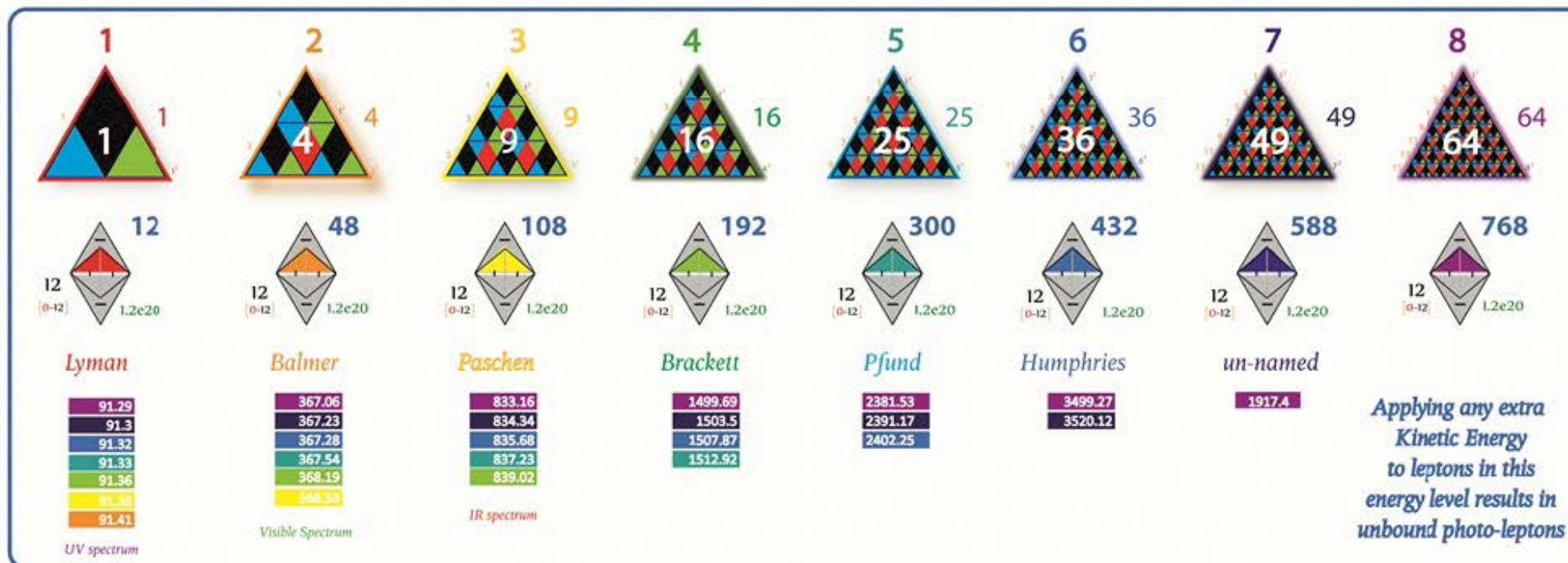
Quantum Transitions

$$hf = \Delta Mv = \Delta p$$

27.49545

accelerating photo-electrons  
Changes to the energy momenta of KEM fields produce changes to the linear momenta of photo-electrons

# Photoelectric energy level transitions

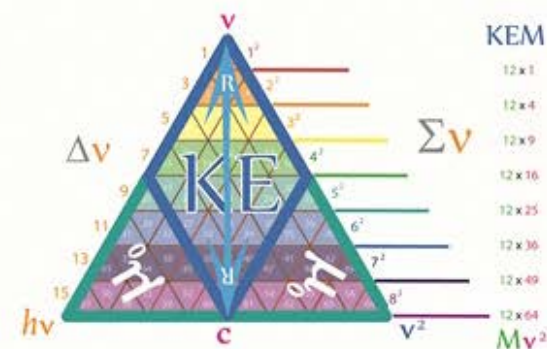


$$Mv^2 = KEM = hcR_H$$

These specific quantum level steps create the Photoelectric effect

$$\Delta hv = \phi = hf$$

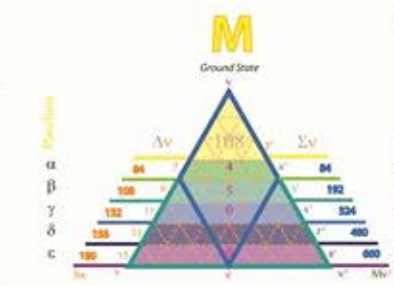
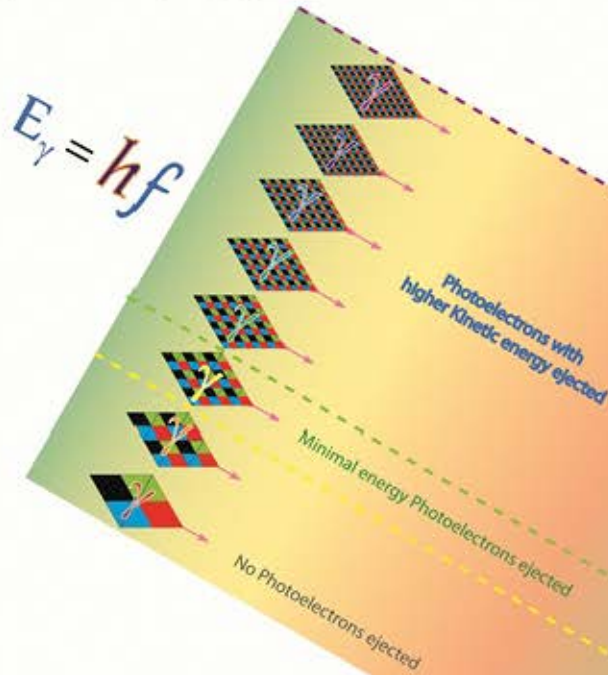
Photo-electrons bound to atomic nuclei can only transition between  $Mv$  squared KEM energies as a direct result of the energy levels of Baryons



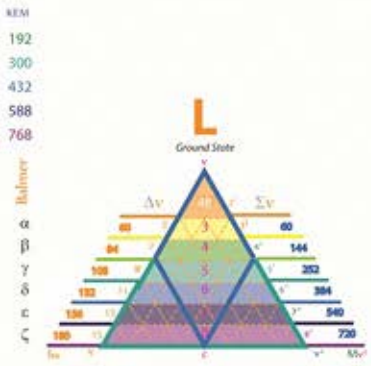


# The Photoelectric effect

The photoelectric effect was first observed in 1887 by Heinrich Hertz (1857-1894) during experiments with a spark-gap generator — the earliest form of radio receiver

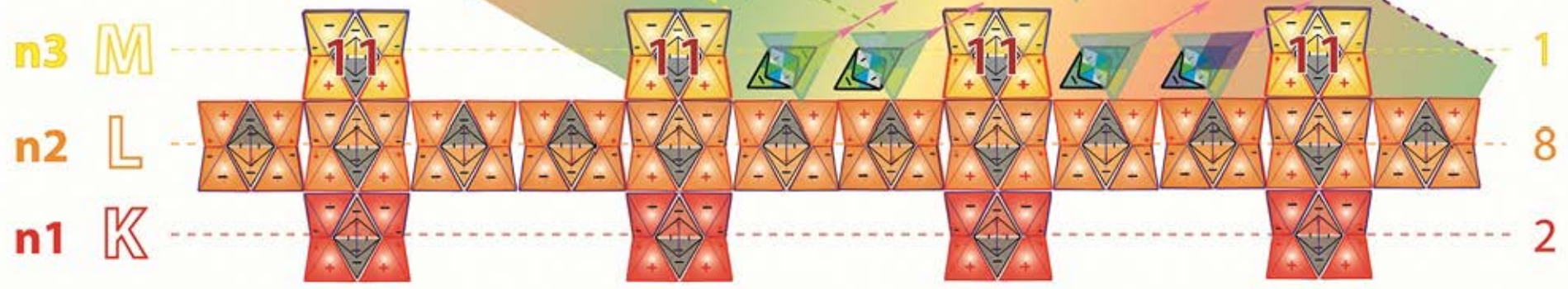


There are specific frequencies of light that are more efficient at exciting photo-electrons from atoms



$p^2 = KEM = Mv^2$   
 The energies of the emitted electrons are independent of the intensity of the incident radiation but are dependent on the photon frequency

n2-4 specific transitions can release 8 times the number of electrons that n3-4 can release & 4 times the number of electrons that n1-4 can release



Soon after the discovery of Planck's Heat law and the quantisation of energy at the quantum level experiments by others, most notably Robert Millikan (1865-1953), found that light with frequencies below a certain cutoff value, called the threshold frequency, could not eject photoelectrons from the metal surface no matter how bright the source

# Photonic mass-energy momenta

## Bosons

$$2\pi \left[ \left[ \epsilon_0 \mu_0 \right] \cdot \left[ m \Omega v^2 \right] \right]$$

EM Field      Planck quanta  
 Bosons      ElectroMagnetic mass      velocity

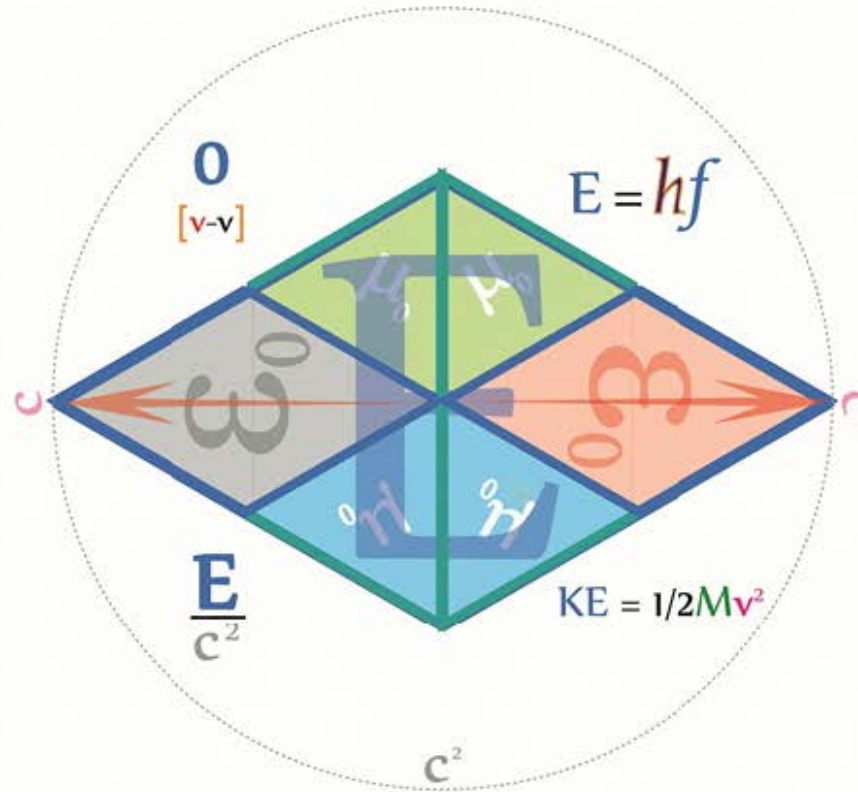
charged mass-energy-momentum

$$E = mv^2$$



$$2m\Omega v^2 = E = n.hf$$

All 2D EM waveforms possess mass-energy and momenta



All 2D EM waveforms propagate at the speed of light

$$v = \left[ \left[ \frac{f}{\Omega} \right] \cdot \left[ \frac{\lambda}{c} \right] \right] = c$$

Velocity of Light      Speed of Light  
 scalar frequency      linear wavelength

## Photons

$$2\pi \left[ \left[ \epsilon_0 \mu_0 \right] \cdot \left[ m \Omega v^2 \right] \right]$$

EM Field      Planck quanta  
 Photons      ElectroMagnetic mass      velocity

radiant mass-energy momenta

$$E = hv^2$$





# Wave~Particle duality

Sir Isaac Newton



(1643-1727)

Particles

First proposed by Christian Huygens in the 1600's, it wasn't until the 1800's that Thomas Young proved this wave-particle duality with the classic double-slit experiment.

In 1678, Dutch physicist, Christiaan Huygens, believed that light was made up of waves vibrating up and down perpendicular to the direction of the light travels, and therefore formulated a way of visualising wave propagation.

This became known as 'Huygens' Principle' and was the successful theory of light wave motion in three dimensions

Sir Isaac Newton, held the theory based on his spectral observations that light was made up of tiny particles or 'corpuscles of colour'

English physicist Thomas Young argued that Isaac Newton's theory of particle light was incorrect, and instead argued that light is a transverse wave.

In 1803, Thomas Young studied the interference of light waves by shining light through a screen with two slits equally separated, the light emerging from the two slits, spread out and produced wave-like interference patterns.

Thomas Young



(1773-1829)

Waves

In 1900

Max Planck proposed the existence of a light quantum,  $[n \cdot hv]$  a finite packet of energy which depends on the frequency and spectral energy of the radiation

## Light - a Wave, or a Particle?

In 1905

Albert Einstein, suggested that light is composed of tiny particles called photons, and that each photon has energy related to its frequency  $[hf]$ .

Max Karl Ernst Ludwig Planck



(April 23, 1858 - October 4, 1947)

Bosons



$$nh\nu = E = hf$$



Mathematically directly relating the number of Planck quanta  $[n \cdot hv]$  with Photon frequencies  $[hf]$  and the frequent interchanging of one term for the other in physics is the source of considerable quantum confusion


Photons



$$2h\nu = hf$$



Albert Einstein




(14 March 1879 - 18 April 1955)


The quantum idea was soon seized upon to explain the photoelectric effect, and became part of the Bohr theory of discrete atomic spectra, quickly becoming part of the foundation of modern quantum theory. In turn this led to the quantum weirdness of wave-particle duality, Heisenberg's Uncertainty principle and Schrodinger's quantum wave equation & wavefunctions.


# Wave Particle Mechanics

**Planck**




**Einstein**







**de Broglie**




**Schrodinger**






**Heisenberg**

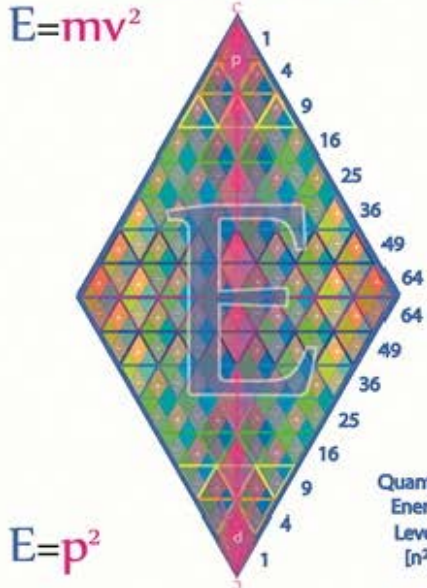


**Schrodinger**



**EM energy momenta**


$E = mv^2$




$E = p^2$

**EM Wavefunctions**


$E = hf$




**Transverse boson quanta**




**Longitudinal photon frequency**



**Wavelength**



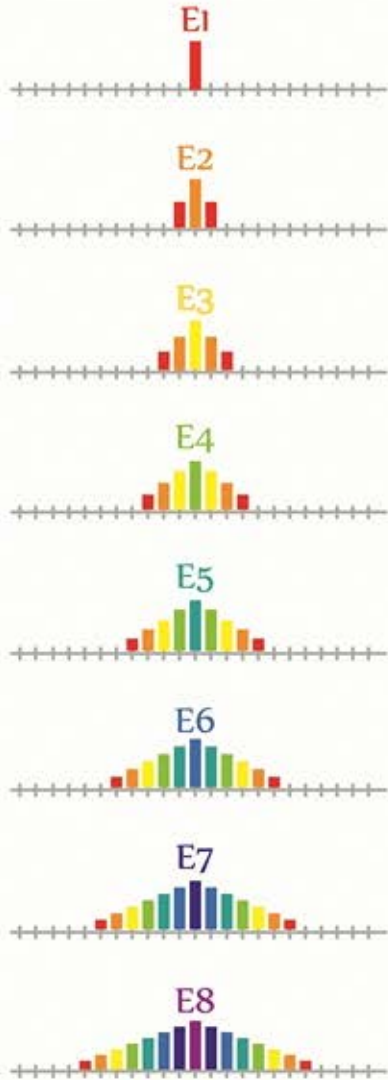
**Relativistic z-Lorentz corrections**






# Blackbody Radiation

Wien's displacement law



Rayleigh-Jeans law

Max Planck

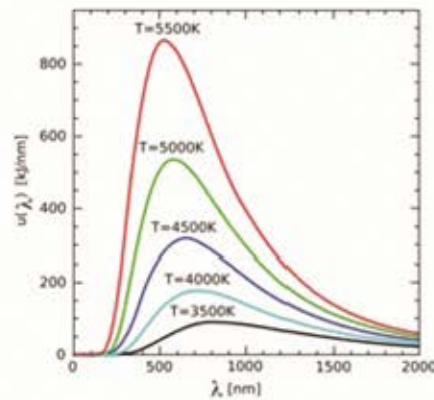


(April 23, 1858 – October 4, 1947)

In physics, Planck's law describes the amount of electromagnetic energy with a certain wavelength radiated by a black body in thermal equilibrium (i.e. the spectral radiance of a black body).

The law is named after Max Planck, who originally proposed it in 1900. The law was the first to accurately describe black body radiation, and resolved the ultraviolet catastrophe by introducing Planck's Constant.


It is a pioneer result of modern physics and quantum theory leading to mass.QAM being termed Planck's constant.



$$m\Omega = 6.62943244 \text{ e-34 J}\cdot\text{s} = h$$

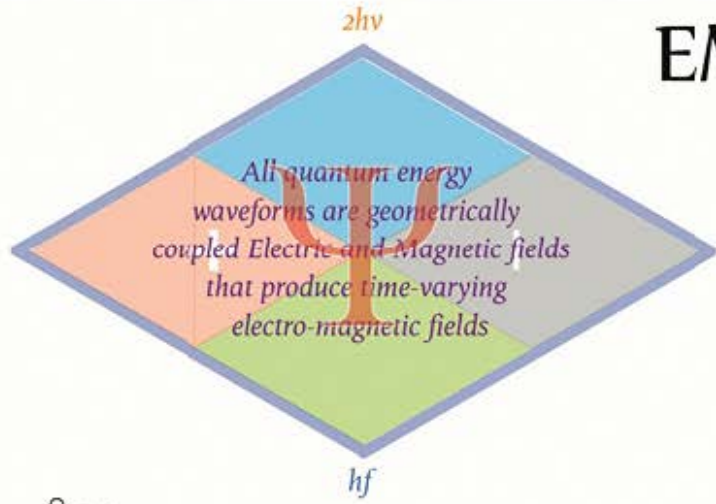
$nh\nu$   
All EM waves are comprised of discrete energy quanta

As their frequency increases the wavelength of emitted photons decreases

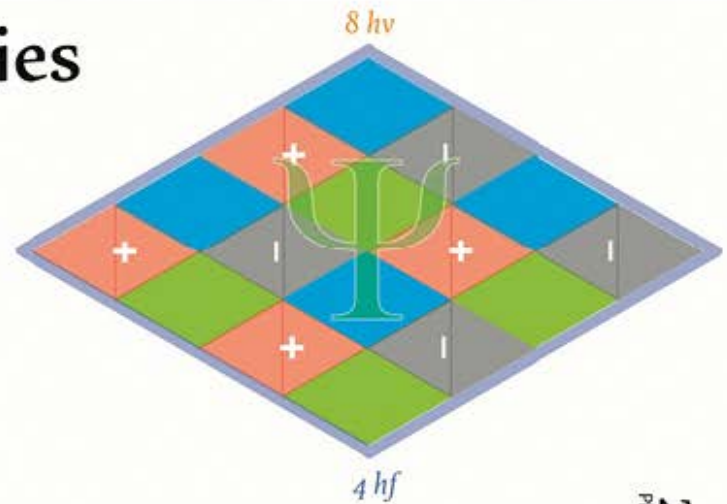



$$2h\nu = hf = hc\tilde{\nu}$$

# EM field energies



$$E = n\pi \left[ \begin{matrix} \text{Planck quanta} \\ m\Omega v^2 \\ \text{mass velocity} \end{matrix} \right]$$



$$\frac{1}{\pi} \left[ \begin{matrix} \text{Charge} \\ \epsilon_0 \mu_0 \\ \text{EM Field} \\ \text{Planck quanta} \\ m\Omega v^2 \\ \text{ElectroMagnetic mass velocity} \end{matrix} \right]$$

$$E = hv$$

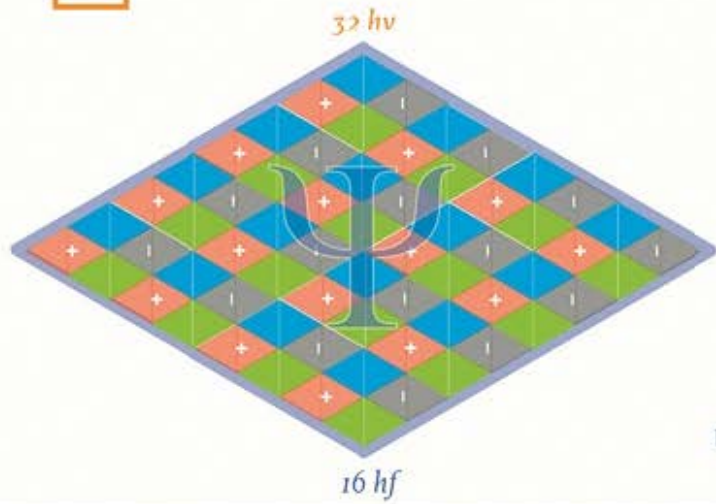
EM waves are subject to Lorentz co-ordinate transformations



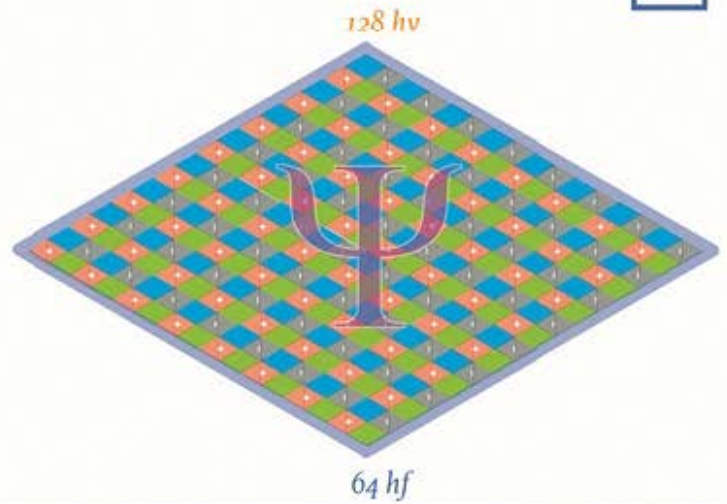
EM waves are a quadrature waveform of bi-directional electromagnetic oscillations

$$E = hf$$

$$2\pi \left[ \begin{matrix} \text{Photons} \\ \epsilon_0 \mu_0 \\ \text{EM Field} \\ \text{Planck quanta} \\ m\Omega v^2 \\ \text{ElectroMagnetic mass velocity} \end{matrix} \right]$$

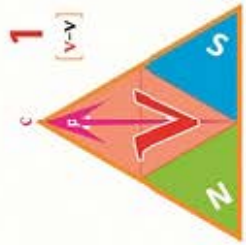


$$\text{EVEN } \pi \left[ \begin{matrix} \text{EM Field} \\ \text{Planck quanta} \\ \epsilon_0 \mu_0 \\ \text{ElectroMagnetic mass velocity} \\ m\Omega v^2 \end{matrix} \right]$$





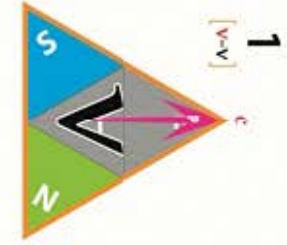
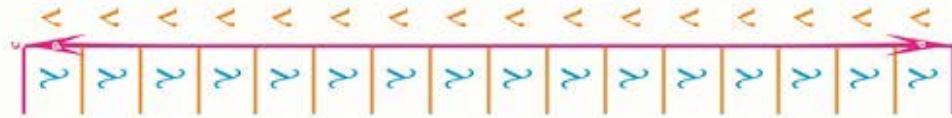
# Bosons and Photons in EM waves



$$\text{ODD } \pi \left[ \left[ \epsilon_0 \mu_0 \right] \cdot \left[ m \Omega v^2 \right] \right]$$

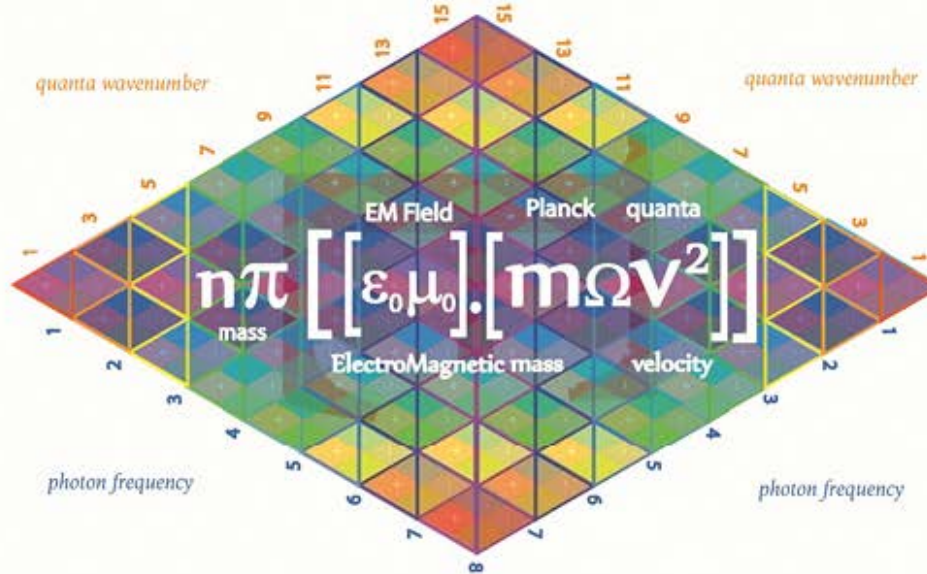
Bosons      EM Field      Planck quanta  
ElectroMagnetic      mass      velocity

## Transverse charge Quanta



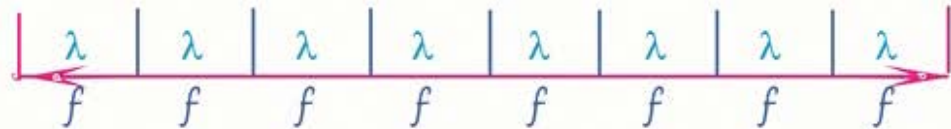
All EM waves are comprised of transverse Bosons

$$E = h\nu$$



$$E = hf$$

All EM waves are comprised of longitudinal Photons



## Longitudinal neutral Photons

$$\text{EVEN } \pi \left[ \left[ \epsilon_0 \mu_0 \right] \cdot \left[ m \Omega v^2 \right] \right]$$

Photons      EM Field      Planck quanta  
ElectroMagnetic      mass      velocity



# EM wave energy quanta

All EM waves are composed of Bosons



ODD  $\pi$  Bosons

$$[\epsilon_0 \mu_0] \cdot [m \Omega v^2]$$

EM Field Planck quanta  
ElectroMagnetic mass velocity



Boson  
 $E = n \cdot h\nu$

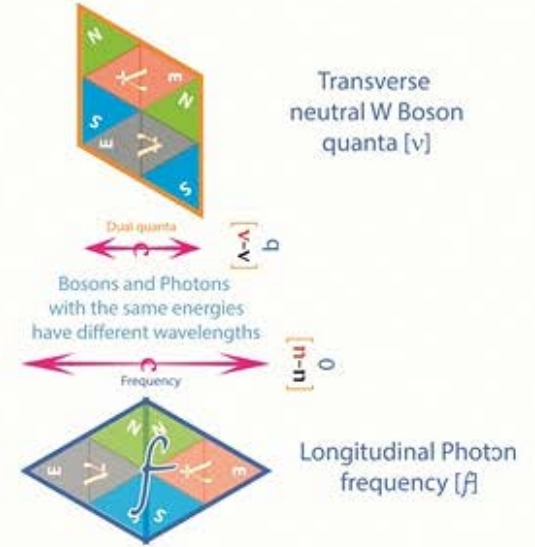
Transverse Bosons in EM wave energies should be modelled using [n] Planck quanta

Wavefunction

$$i\hbar \frac{\partial}{\partial t} \Psi = \hat{H} \Psi$$

Probability =  $|\text{Amplitude}|^2$

The Longitudinal EM wave energies should be modelled using [f] Photon frequencies

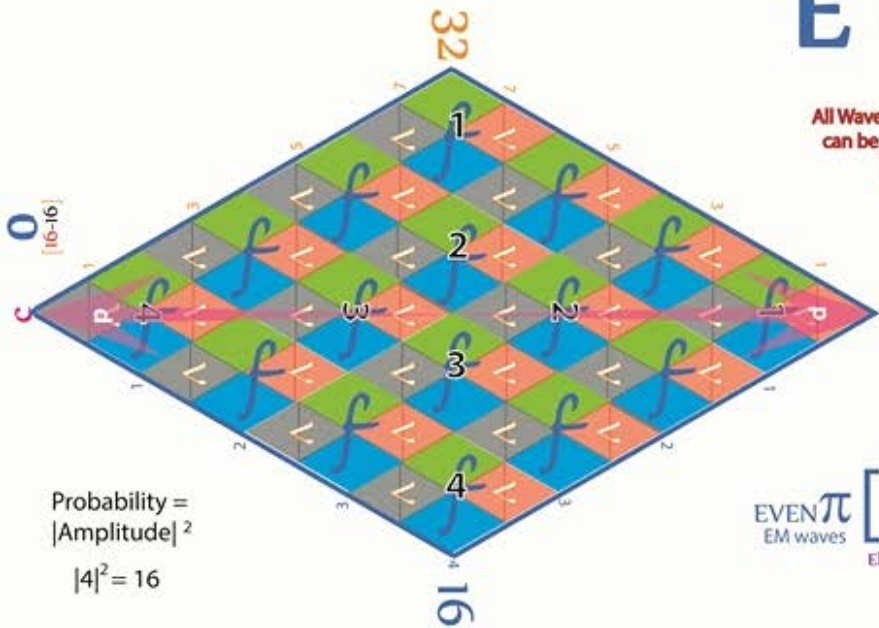


Planck quanta

$$E = n\pi [m \Omega v^2]$$

mass velocity

All Wave-Particle geometries and mass-energies can be calculated from and modelled with the Tetryonic Unified Field Equation



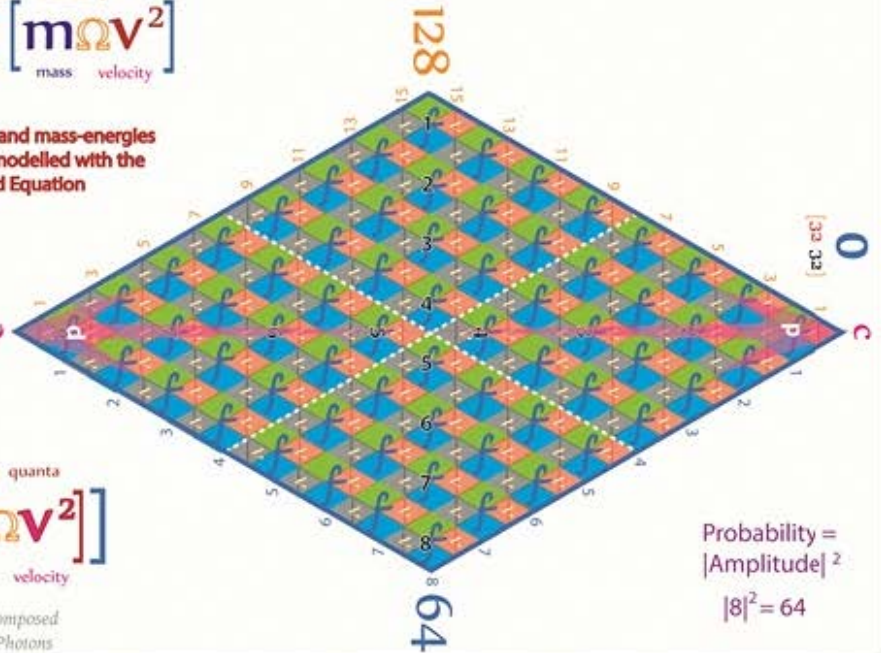
Photon  
 $E = hf$

EVEN  $\pi$  EM waves

$$[\epsilon_0 \mu_0] \cdot [m \Omega v^2]$$

EM Field Planck quanta  
ElectroMagnetic mass velocity

All EM waves are composed of Square number Photons





# EM wave properties

Linear momentum is the square root of scalar mass-energies

$$\left[ \sqrt{[m\Omega v^2]} \right]$$

Energy  
mass    quanta

EM waveform geometries



EM waves are comprised of Photons with Kinetic energies, momenta and a photo-magnetic moment

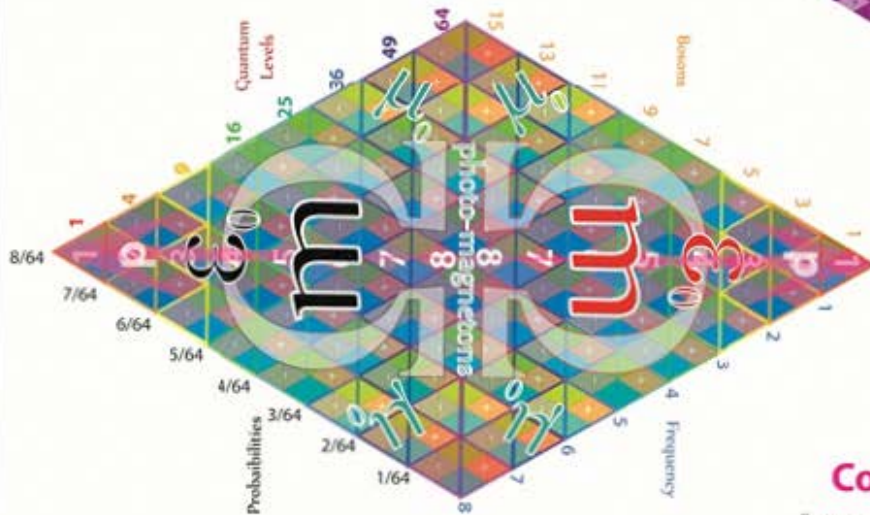
$$p_{\gamma} = 2\pi \left[ \left[ \overset{\text{Energy}}{m\Omega v} \right] \right]$$

momenta

Photonic energy-momentum

Transverse waveforms

Longitudinal waveforms

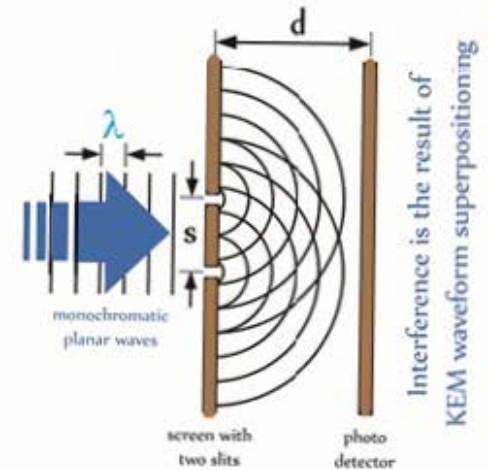


Scalar Planck quanta per second is the scalar source of all linear energy-momenta

$$p^2$$

## Conservation of Energy momenta

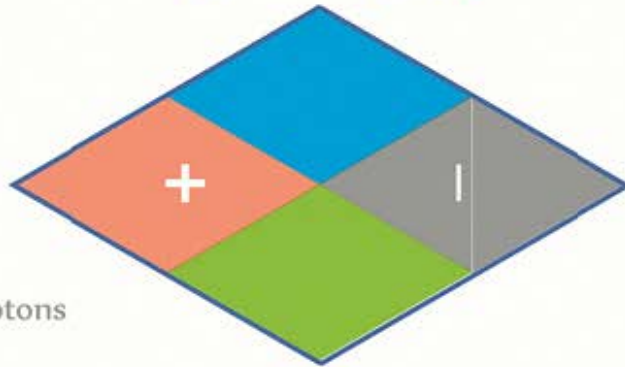
Energy momenta a conserved quantity in physical systems (laws of conservation), meaning that if a closed system is not affected by external forces, its total momentum cannot change



# Statistical probabilities of energy distributions

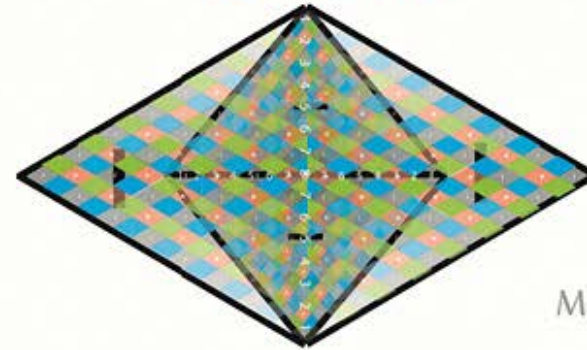
form the basis for quantum mechanical probabilities and wavefunctions

$$E = 2mv$$



Photons

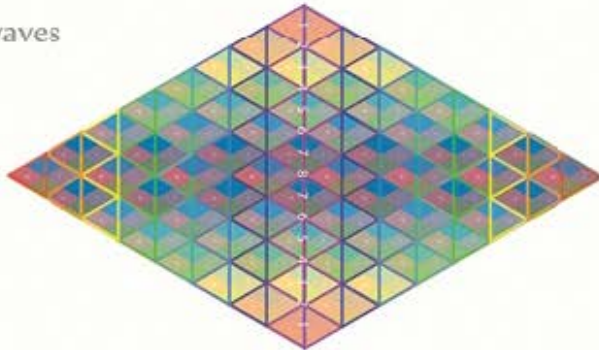
$$E = Mc^4$$



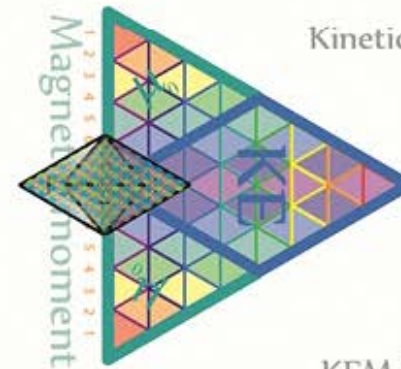
Matter

*All ENERGY in motion has probabilistic distributions of energy quanta resulting from the equilateral Tetryonic geometries of electromagnetic mass-ENERGY-Matter*

EM waves



$$p^2 = E = mv^2$$



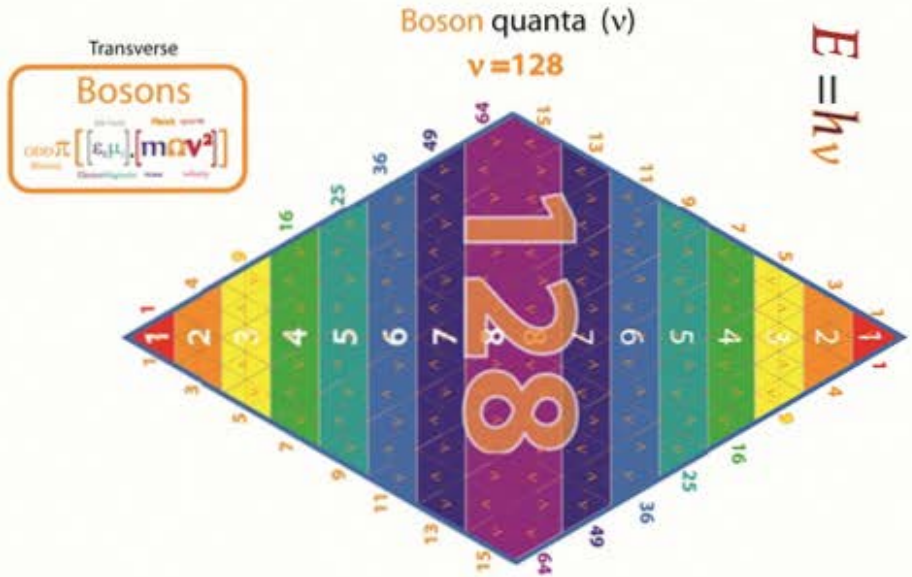
Kinetic Energies

$$Mv^2 = KEM$$

KEM fields

$$KE = \frac{1}{2}Mv^2$$

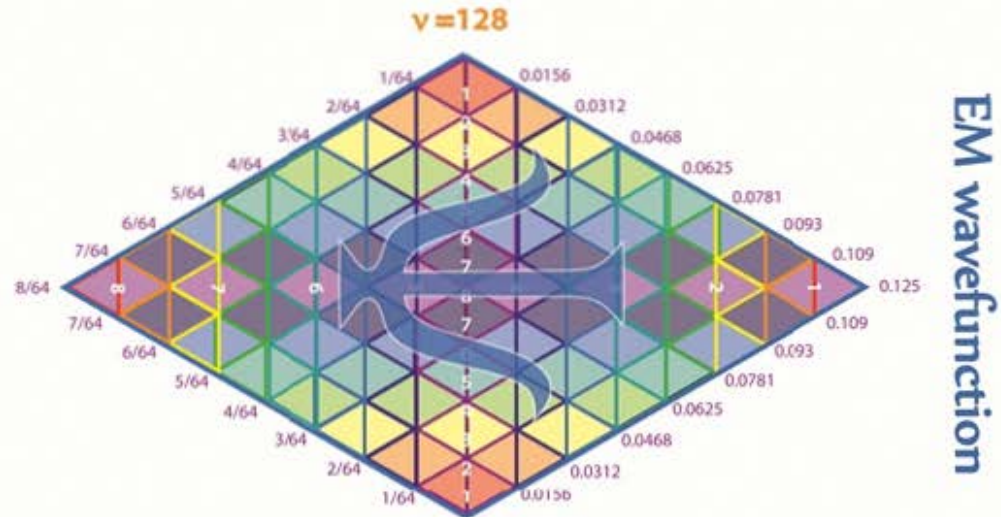




**EM waves**

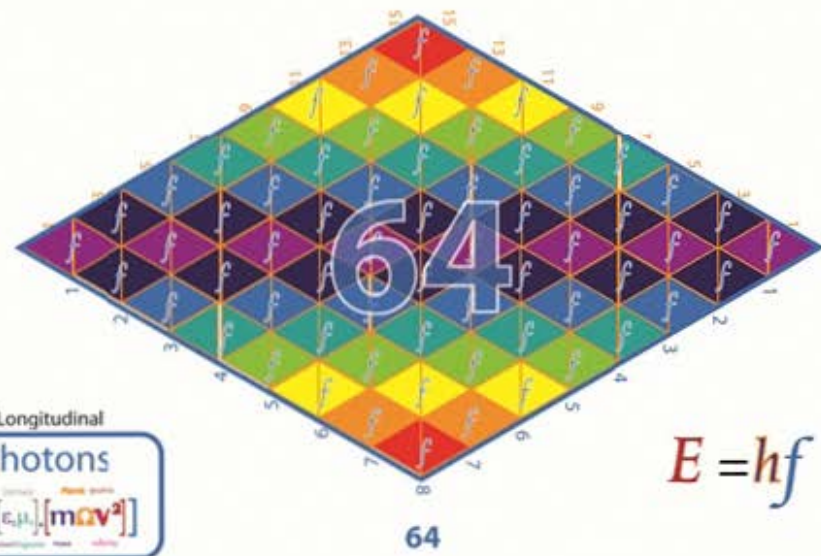
EM Field Planck quanta  
EVEN  $\pi \left[ \left[ \epsilon_0 \mu_0 \right] \left[ m \Omega v^2 \right] \right]$   
EM waves ElectroMagnetic mass velocity

Planck quanta



EM wavefunction

Group Phase Velocity  
(with respect to E field)



$f = 64$

Photon frequency

Waveform probability distribution

$[Amplitude]^2$   
 $n/64 = n/[8^2]$

# Wave functions

All EM waves and Photons exhibit quantum levels of mass-energy momenta determined by their constituent bosons

## Transverse EM Waveforms

### Energy levels



### Squared numbers

Wave-particle duality holds that light and matter simultaneously exhibit properties of waves as well as particle-like properties (photons).

This concept is a consequence of the mathematical treatment of mass-energy physics in quantum mechanics and a comprehensive explanation of this duality has been elusive to Physics since its discovery.

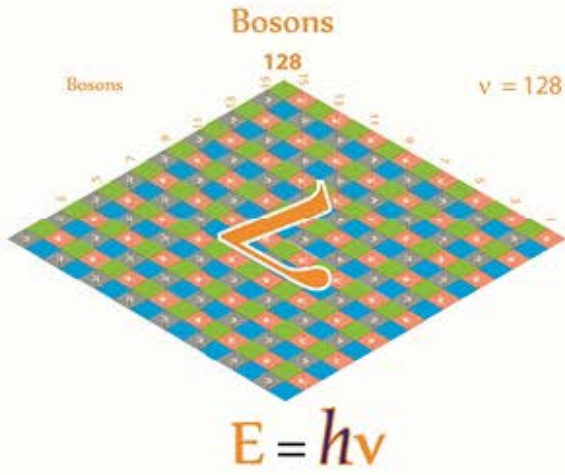
Any attempt to develop an unified quantum theory must explain the root cause and processes behind Wave-Particle duality and must also explain:

Diffraction, Deflection and Reflection along with Bosons, Photons, EM radiation, energy quantisation and mass-Matter.

### Probabilities



### Waves

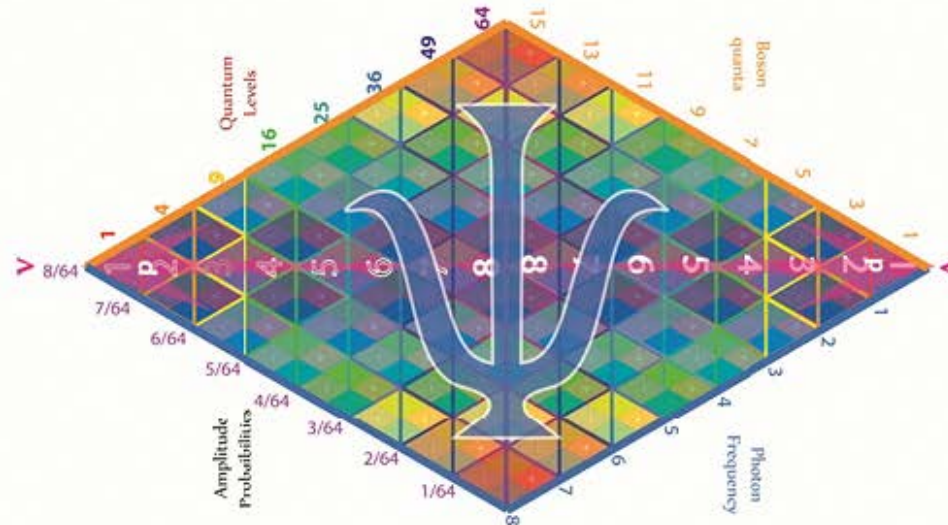


$$E = hv$$

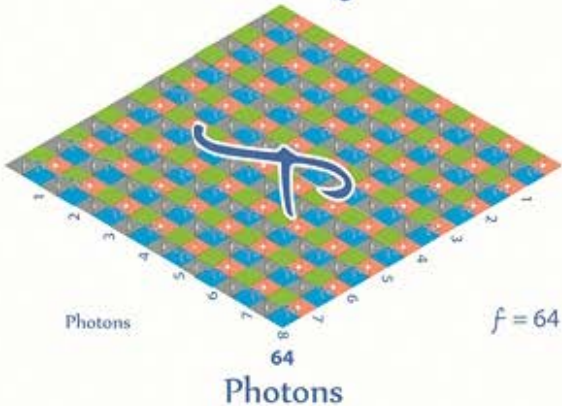
[Planck quanta are single-quanta Bosons]

All EM waves are comprised of Longitudinal Photons which in turn are made up of Transverse Bosons

[Photons are neutral dual-quanta Bosons]



$$E = hf$$

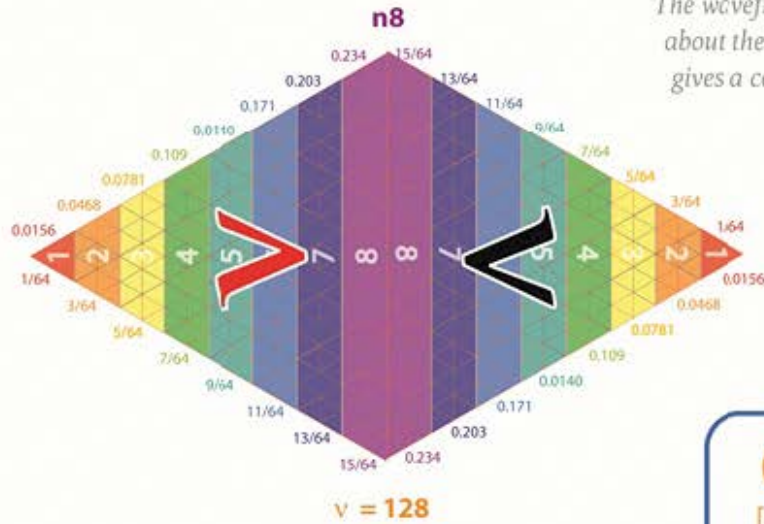


## Longitudinal EM waveforms

All electromagnetic waves exhibit wave probabilities and amplitude functions determined by their constituent photons

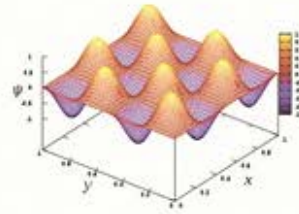


Transverse mass-energy distributions

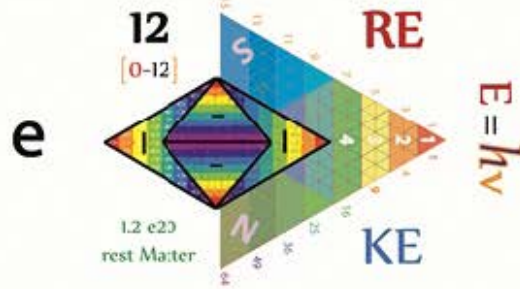



# EM Wavefunctions

The wavefunction for a system contains all the information about the quantum state that a particle/system is in and gives a complete description of that part of the world at any one particular instant in time.



Longitudinal mass-energy distributions



**Q** **RE**

**Ψ**

**rest Matter** **KE**

**[v-v]**

The wavefunction of an EM wave (KEM) geometry is distinct from that of rest mass-Matter topologies due to the number of Planck quanta contained in it but both can be modelled using Tetryonic geometry



Quantum Energy Levels

The wavefunction itself is often said to be un-observable. In fact, it can be modelled as it is a reflection of the quantas making up the quantum state of any particle and is complex-valued.

As the system evolves over time, the wavefunction also changes, so it can be written as a function of time  $\Psi(t)$ .

$$\int_{-\infty}^{\infty} |\Psi|^2 dx = 1.$$

The absolute square of the function must be normalizable

Wave-Particle Probabilities

The absolute square of the wavefunction is a probability density (the area of highest probability for a measurement to take place).

For example, if the wavefunction is expressed in real space and our system is a particle, the absolute square gives a probability density for the position of the system. Integrating this probability density between some bounds will give the probability that the particle will be found in that region when its position is measured

# Wave~Particle energies

All Matter in motion exhibits a Wave-Particle duality

Everything is made up of charged mass-energy quanta



ZPFs combine in ODD numbers to form

**Bosons**

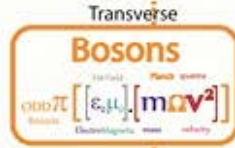


Bosons combine to form **Quantum Levels**



The quantum Planck quanta tessellation of Matter can be accurately modelled with **Wave Probability mechanics**


Equilateral energy is the foundational geometry of Kinetic EM Waveforms [WAVES] and standing wave Matter [PARTICLES]



$E = h\nu$

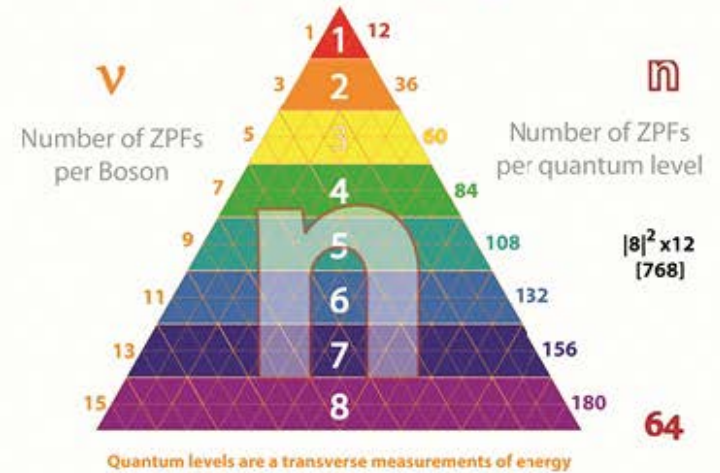


$E = hf$

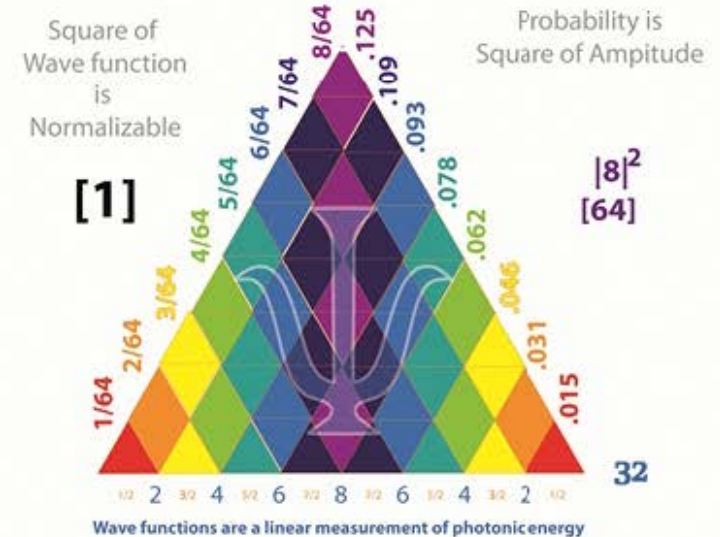


A n8 Electron is a massive particle which has a Kinetic EM energy field [6.4e15 planck quanta]

2D EM field geometries can combine to form 3D Tetraionic Matter topologies



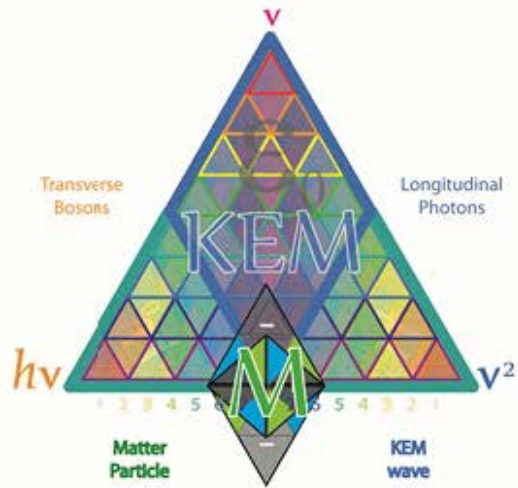
Equivalently, all Matter & EM waves can be viewed either in terms of their transverse boson or longitudinal photon content and/ or their associated mass-energy momenta geometries



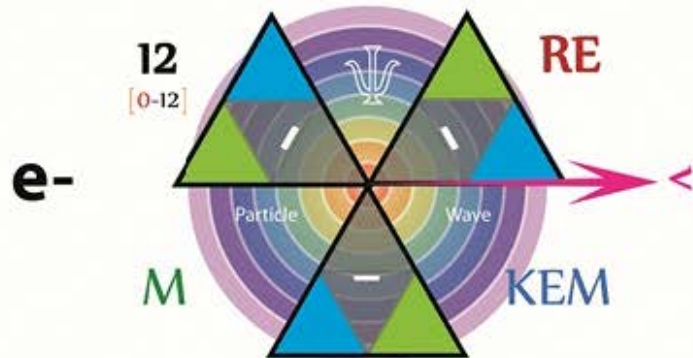


# Wave-particle Probabilities

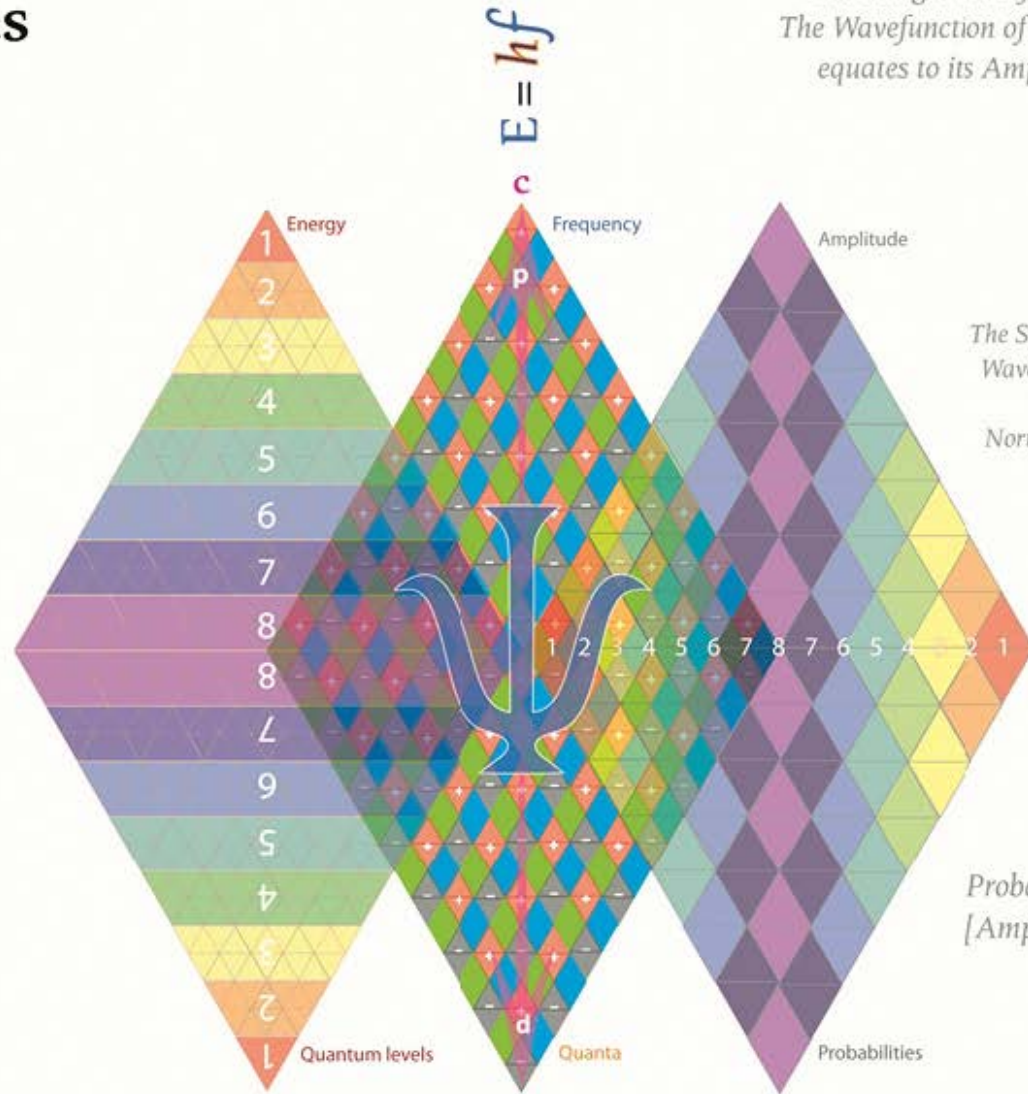
All Particles in motion exhibit a Wave-Particle duality due to the 2D waveform geometry of its KEM wave and the lorentz velocity invariant 3D standing wave geometry of its Matter



Equilateral energy tessellation provides the basis for the probabilistic statistical mechanics and math for all of Quantum Mechanics

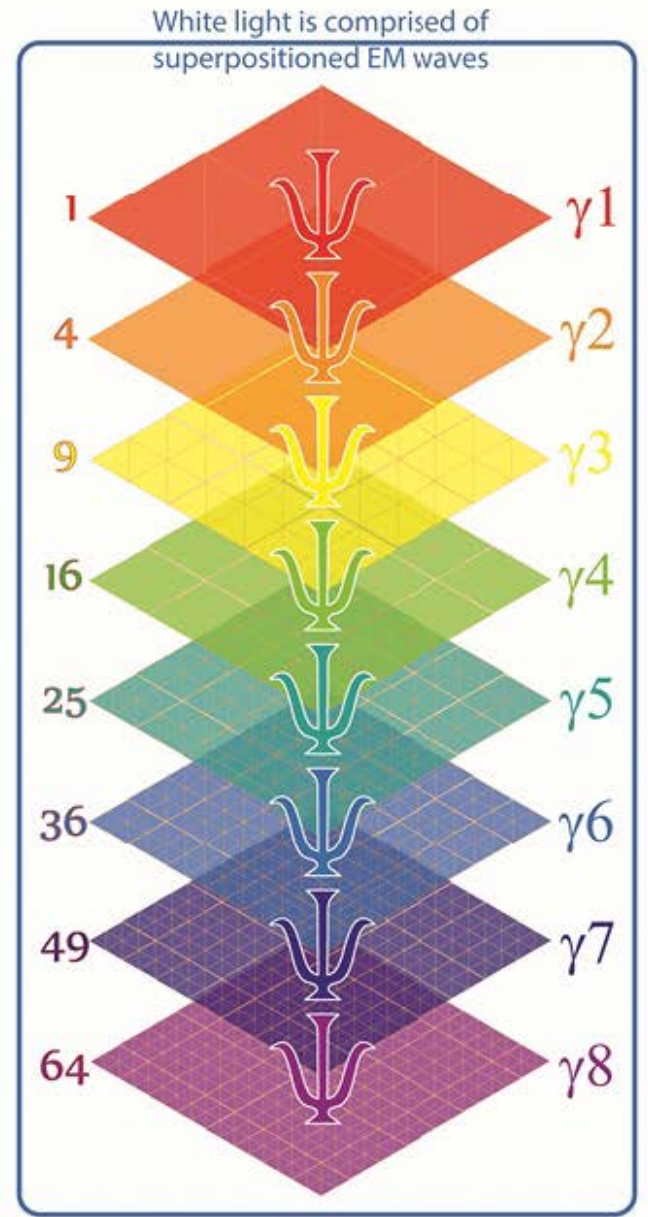
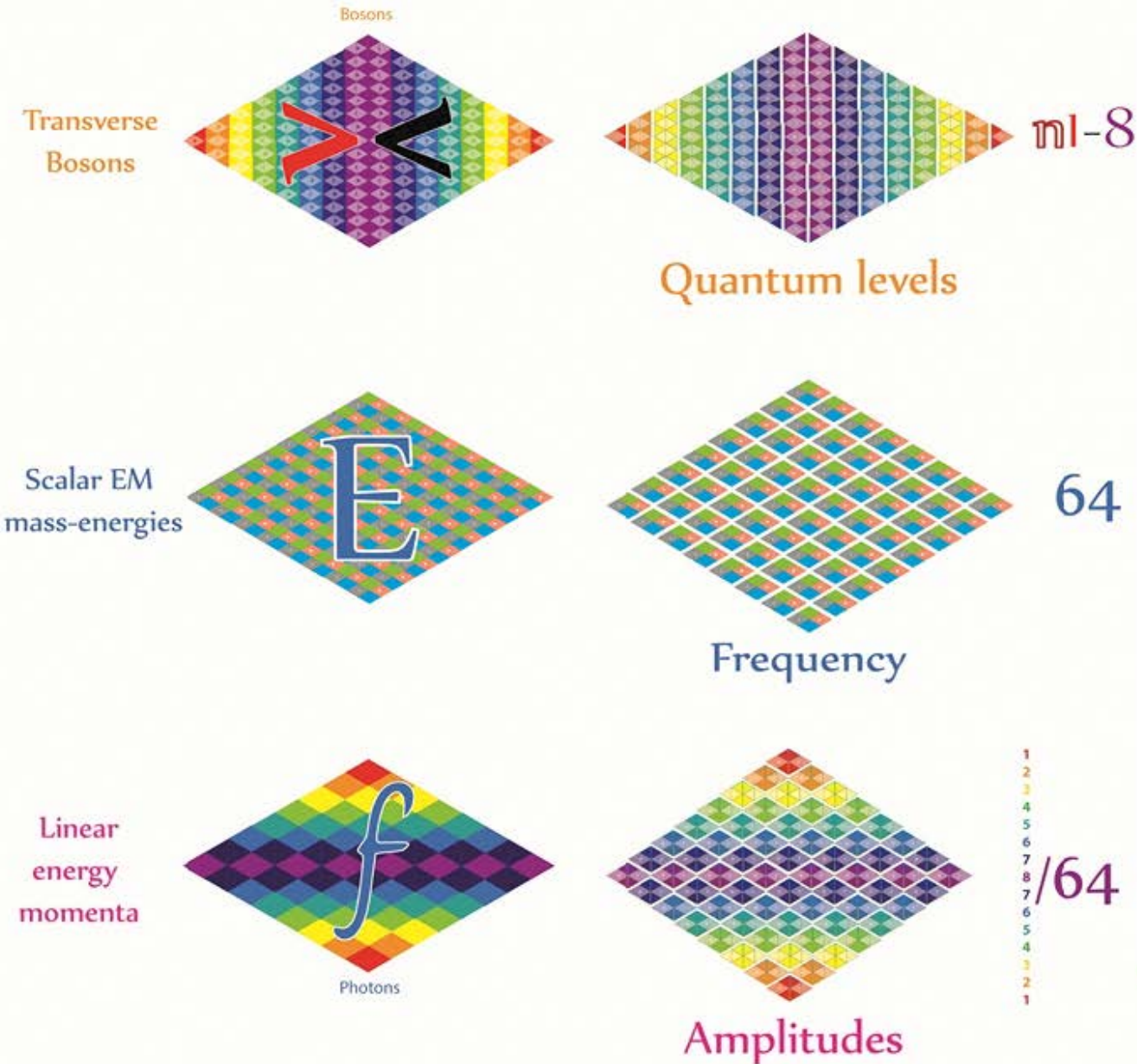


Schrodinger Wavefunction  
The Wavefunction of a Particle equates to its Amplitude



Born Probability Rule  
The Probability of finding a Particle is the Square of its Amplitude

# White Light mass-energy momenta waveforms



EM Field Plank quanta

EVEN  $\pi$   $[[\epsilon_0 \mu_0] [m \Omega v^2]]$

EM waves ElectroMagnetic mass velocity



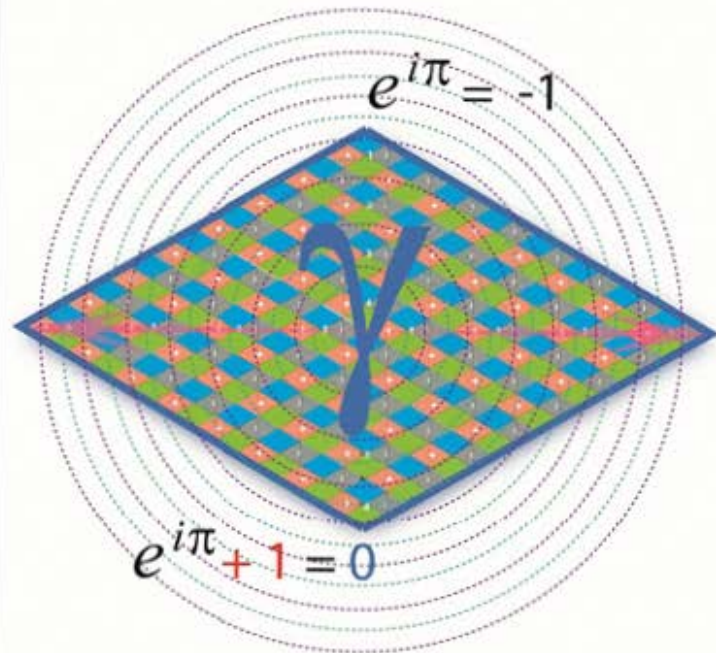
### Bosons and Photons



EM waves are comprised of longitudinal  $[E=hf]$  Photons which in turn can also be measured as transverse  $[E=nhv]$  Bosons



### Electro-Magnetic Fields



As described by Lorentz co-ordinate transforms the neutral quantum coin [quoin] geometry of all photons and EM waves have mirror E-field charges on each of their opposing fascia




### 2D planar mass-energy momenta waveforms

$$2\pi \left[ \left[ \begin{matrix} \text{EM Field} \\ \epsilon_0 \mu_0 \end{matrix} \right] \cdot \left[ \begin{matrix} \text{Planck quanta} \\ m \Omega v^2 \end{matrix} \right] \right]$$

Photons      ElectroMagnetic mass      velocity

Photons and EM waves have dual  $c^2$  space-time geometries  
( $8.987551787 \times 10^{16} \text{ m}^2/\text{s}^2$ )

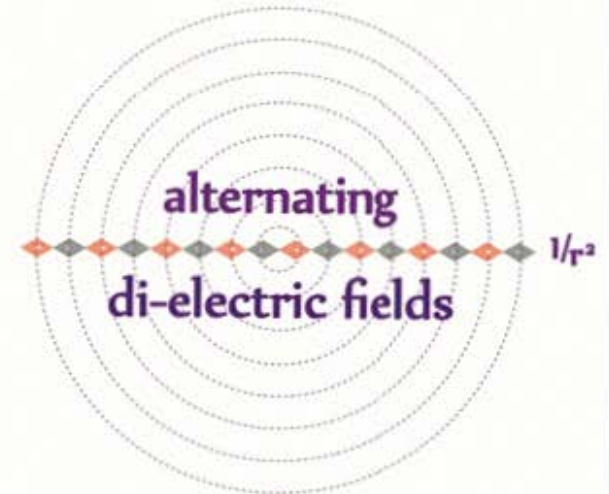


Photons and EM waves propagate outwards from their source at 'c'  
( $299,792,458 \text{ m/s}$ )

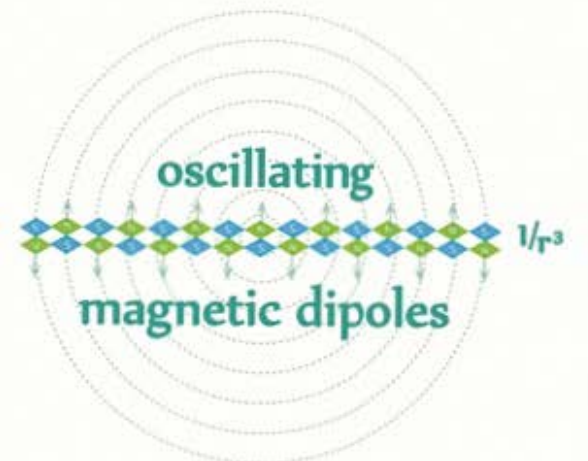
$$\text{EVEN } \pi \left[ \left[ \begin{matrix} \text{EM Field} \\ \epsilon_0 \mu_0 \end{matrix} \right] \cdot \left[ \begin{matrix} \text{Planck quanta} \\ m \Omega v^2 \end{matrix} \right] \right]$$

EM waves      ElectroMagnetic mass      velocity

EM waves are detected as alternating radial electric E-wave radiation fields



### EM wave radiation



The Magnetic vector of EM energy momenta propagate orthogonally to their E-fields

# EM wave patterns

## Polarised Photons and EM waves produce linear interference patterns



*Diffraction occurs whenever propagating waves appear to bend around small obstacles in their path and spread out as smaller waves past any openings, its effects are generally most pronounced for waves whose wavelength is roughly similar to the dimensions of the diffracting objects.*

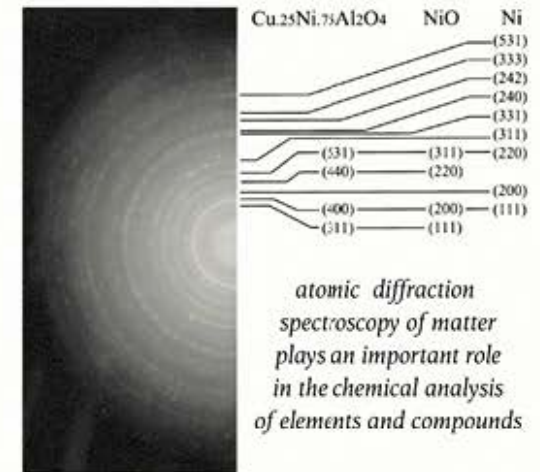
*If the obstructing object provides multiple, closely spaced openings, a complex pattern of varying intensity can result.*

*This is due to the superposition, or interference, of different parts of a wave that travels to the observer by different paths*

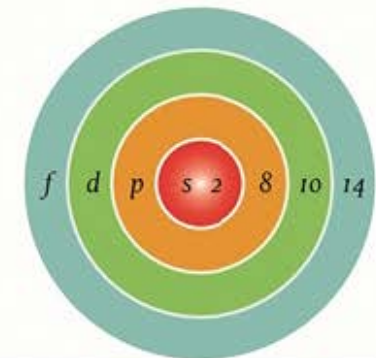
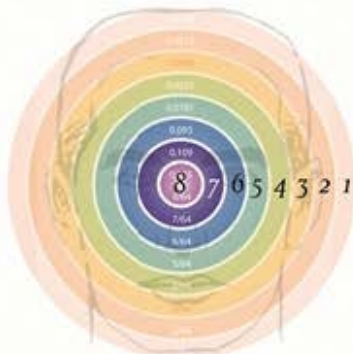
Diffraction occurs with all waves, including sound waves, water waves, as well as with electromagnetic waves such as visible light, X-rays and radio waves.

## Un-Polarised Photons and EM waves produce circular diffraction patterns

Richard Feynman once commented that:  
 "No-one has ever been able to define the difference between interference and diffraction satisfactorily. It is just a question of usage, and there is no specific, important physical difference between them."



*atomic diffraction spectroscopy of matter plays an important role in the chemical analysis of elements and compounds*






# Light waves

Thomas Young

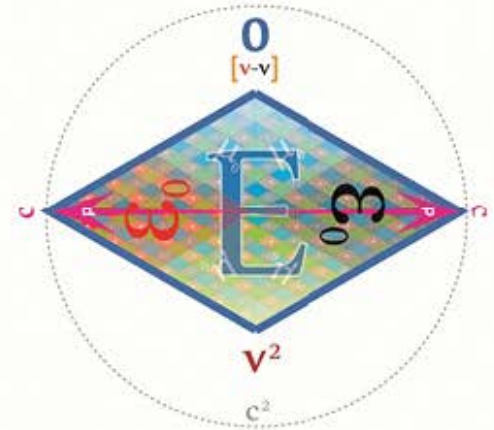


(13 June 1773 – 10 May 1829)

In order to establish his wave theory of light Young had to overcome the century-old view, expressed by Sir Isaac Newton' in his treatise "Optics", that light is a particle of colour.



Thomas Young studied the interference of light waves by shining light through a screen with two slits equally separated, where the light emerging from the two slits would spread out and eventually superposition [overlap] each other to produce a distinct interference pattern




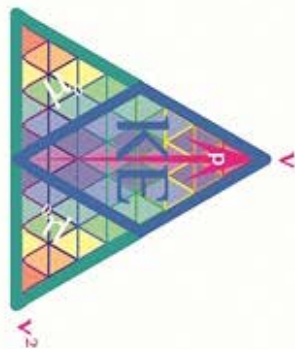
$$E = mv^2$$

"The term energy may be applied, with great propriety, to the product of mass or weight of a body, into the square of the number expressing its velocity.

Thus, if the weight of one ounce moves with a velocity of a foot in a second, we call its energy 1; if a second body of two ounces has a velocity of three feet in a second, its energy will be twice the square of three, or 18."

$$KE = \frac{1}{2}Mv^2$$

All Light propagates at the speed of EM ENERGY



$$E_\gamma = 2mv^2$$

Photons are radiative Kinetic EM mass-energies

$$p^2 = KEM = Mv^2$$

All EM waves have energy momenta geometries whose physical properties can be modeled with statistical probabilities due to their equilateral wavefunctions

**Tetryonics reveals the true geometry of Light** and dispels the misconceptions surrounding its physical properties of wave-length, energy momenta, frequency and associated wave-function



# Photon-EM Wave Superpositioning

In physics, the Superposition principle, also known as superposition property, states that, for all linear systems, the net response at a given place and time caused by two or more stimuli is the sum of the responses which would have been caused by each stimulus individually.

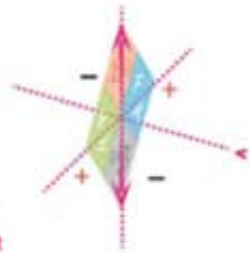


Positive quantum charge state is one side of the quantum energy momenta quoin



Negative quantum charge state is the other side of the quantum energy momenta quoin

$$F(\psi_1 + \psi_2) = F(\psi_1) + F(\psi_2)$$

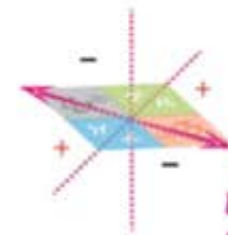


The linear momenta of transverse waves is orthogonal to the direction of wave propagation

Photons are neutral EM wavepackets



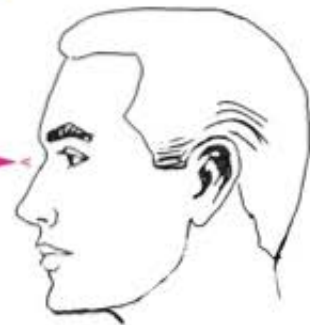


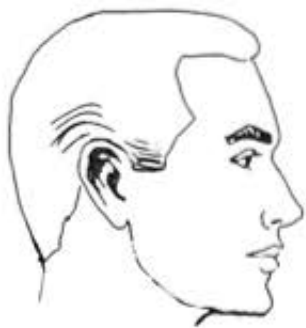
whose chiral quantum charges can be determined through Lorentz co-ordinate transformations



The linear momenta of longitudinal waves is co-linear to the direction of wave propagation

transverse Radio waves

longitudinal Spectral lines



$$mc^2$$

Superpositioned EM waves can be likened to the cells of a chemical battery

$$mv^4$$

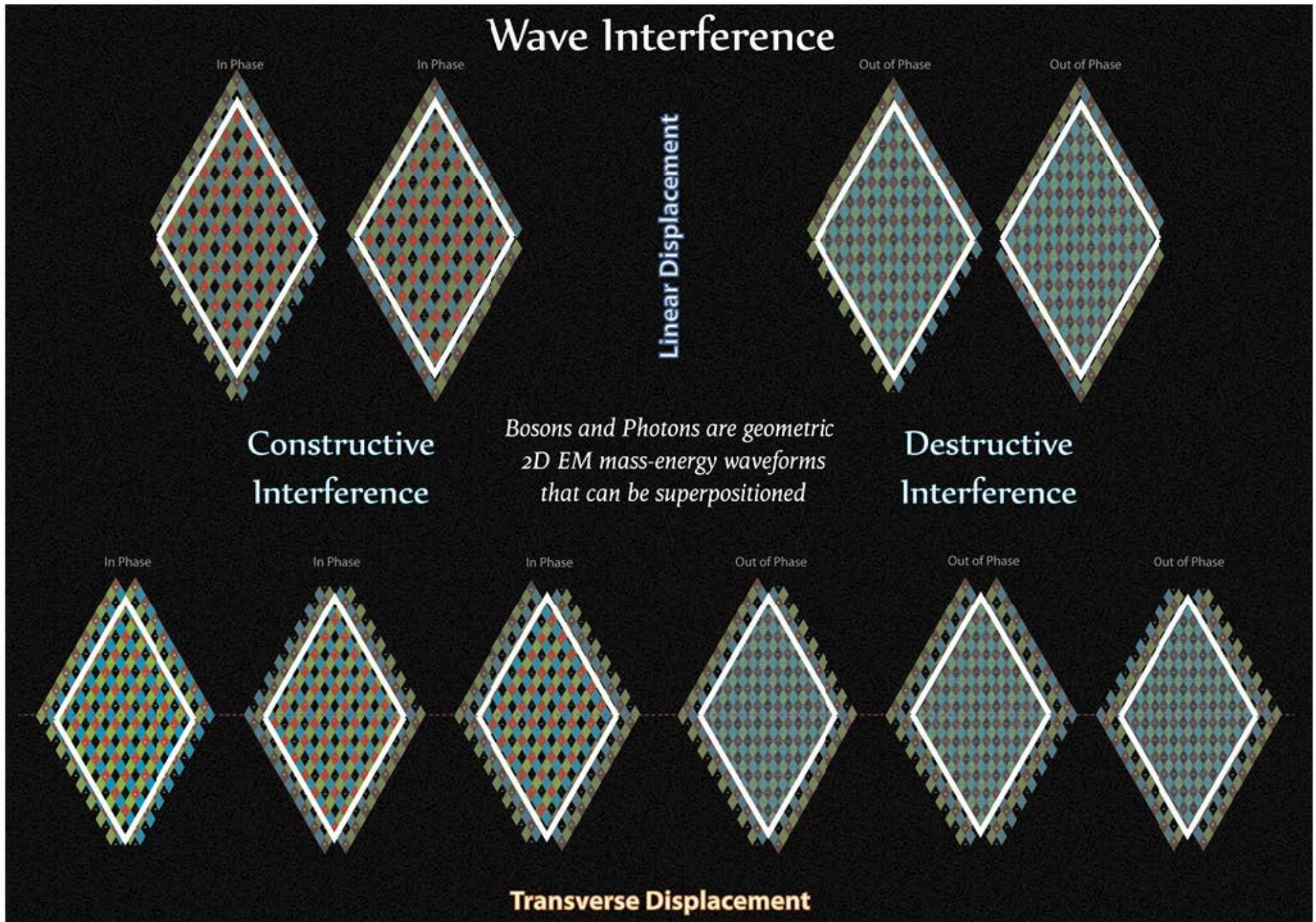
$$E^2$$



$$p^4$$

It is the superpositioning of longitudinal EM waveforms that creates white light and linear interaction-at-a-distance forces







# Wave phase interference

The interference patterns produced by the photon intensities of superpositioned EM waveforms have been historically interpreted as being the result of transverse radial wave fronts

## Constructive

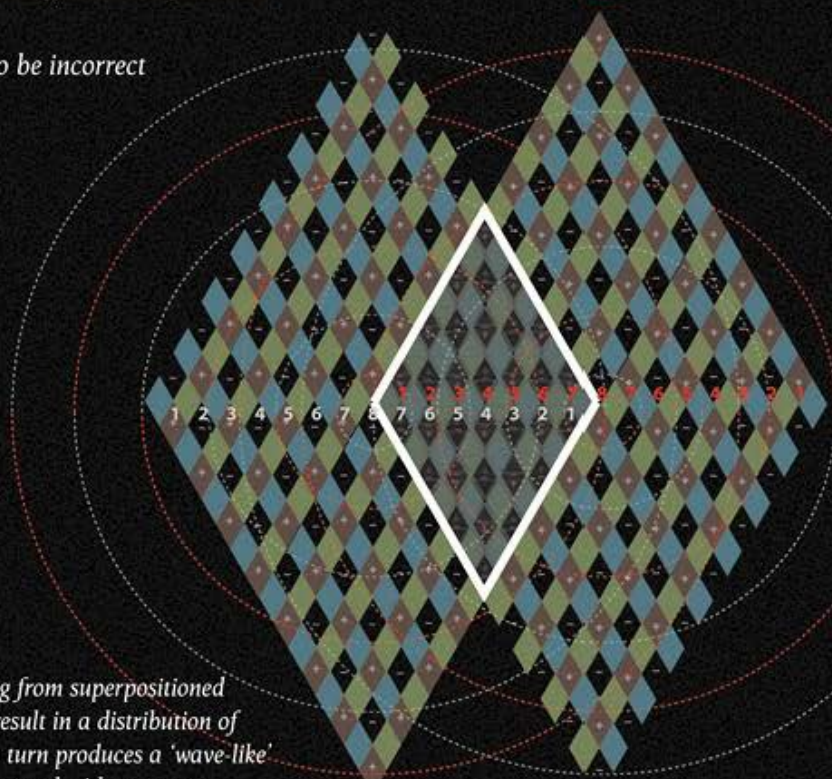
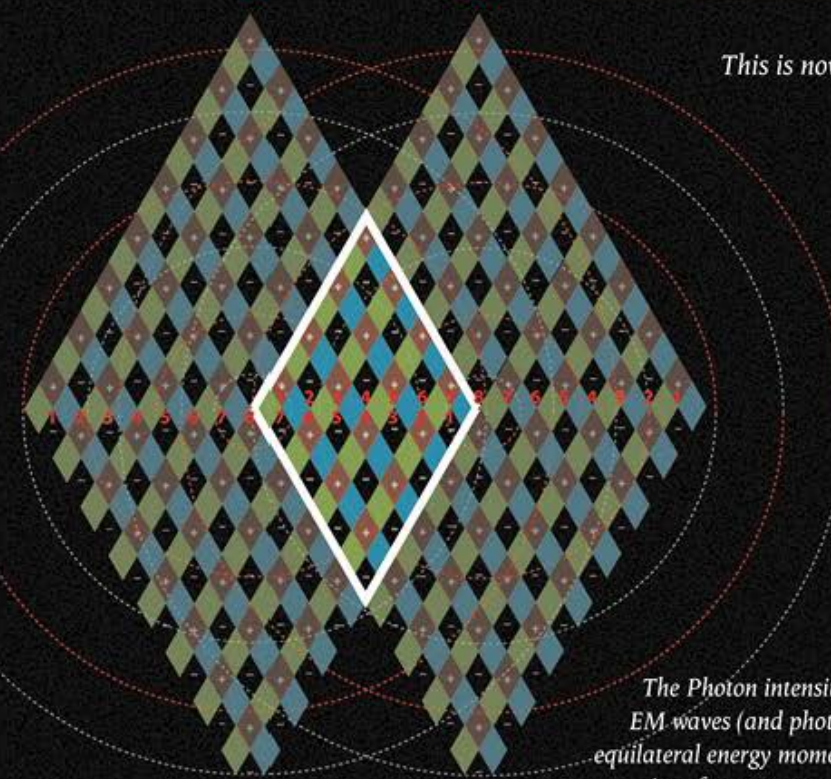
+ +

Radial modelling of the E-field propagation of EM waves and photons does not reflect their true equilateral energy momenta geometries

This is now shown to be incorrect

## Destructive

- +



The Photon intensities resulting from superpositioned EM waves (and photons alike) result in a distribution of equilateral energy momenta that in turn produces a 'wave-like' interference pattern when measured with respect to their resulting Electric field intensities over time.

## In Phase waveforms

Numerous factors can effect the resultant energy momenta intensities namely: Transverse and Longitudinal phase differences & the wavelength-frequencies of the photons comprising each EM wave

## Out of Phase waveforms

1 2 3 4 5 6 7 8 8 8 8 8 8 8 8 7 6 5 4 3 2 1

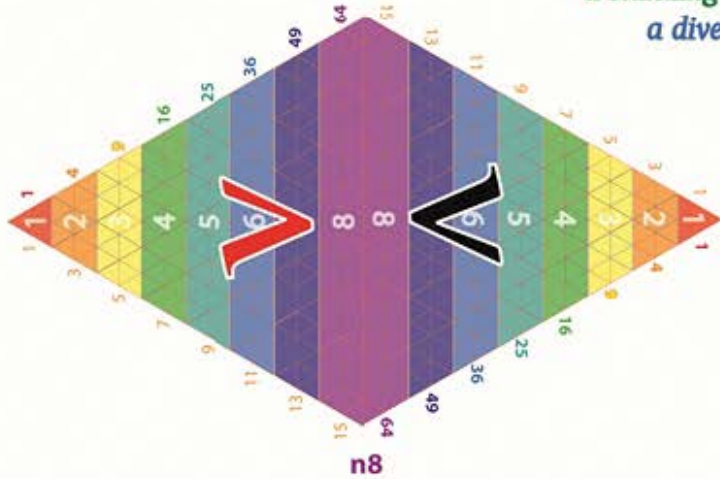
1 2 3 4 5 6 7 8 6 4 2 0 2 4 6 8 7 6 5 4 3 2 1




# Matter in motion

Transverse EM mass-energies

$$E = hv$$



Historically modeled through relativistic stress energy tensors  
all Matter in motion is possessive of distinct energy waveforms:  
**a standing wave mass-energy geometry [Matter particle] &  
a divergent kinetic mass-energy field [KEM wave]**



Longitudinal EM mass-energies

$$E = hf$$



EM induction and forces are effected by  
neutral bi-directional KEM mass-energy fields  
with interactive energy momenta

**Negative charges in motion**



**unidirectional negative KEM fields  
with interactive energy momenta**

**Positive charges in motion**



**unidirectional positive KEM fields  
with interactive energy momenta**

**electromagnetic waves**

[neutral bosons and/or photons]

All Matter in motion [or not]  
has both an intrinsic Matter-wave function  
and an extrinsic KEM mass-energy wave function

### Transverse boson wavefunction

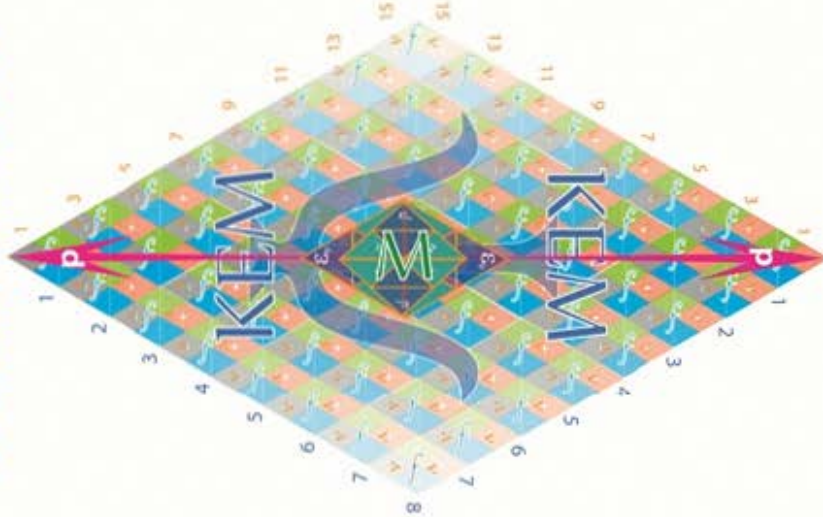
$$\text{ODD } \pi \left[ \left[ \begin{matrix} \text{EM Field} \\ \epsilon_0 \mu_0 \end{matrix} \right] \cdot \left[ \begin{matrix} \text{Planck quanta} \\ m \Omega v^2 \end{matrix} \right] \right]$$

Bosons      ElectroMagnetic mass      velocity

$$E = n \cdot h \nu$$

128

2 4 6 8 10 12 14 16 14 12 10 8 6 4 2  
NORMAL Boson quanta DISTRIBUTION



$$\text{EVEN } \pi \left[ \left[ \begin{matrix} \text{EM Field} \\ \epsilon_0 \mu_0 \end{matrix} \right] \cdot \left[ \begin{matrix} \text{Planck quanta} \\ m \Omega v^2 \end{matrix} \right] \right]$$

EM WAVES      ElectroMagnetic mass      velocity

64

$$2\pi \left[ \left[ \begin{matrix} \text{EM Field} \\ \epsilon_0 \mu_0 \end{matrix} \right] \cdot \left[ \begin{matrix} \text{Planck quanta} \\ m \Omega v^2 \end{matrix} \right] \right]$$

Photons      ElectroMagnetic mass      velocity

$$E = h f$$

### Longitudinal photon wavefunction


## Photon Intensity

Photon Intensity is a result of the geometry of EM waves  
[which in turn is directly proportional to the velocity of the mass-Matter]  
and can be measured in a number of vaying ways related to  
the mass-energy momenta of the EM wave

Wavenumbers, frequency or wavelength  
Transverse EM masses [BOSONS]  
Longitudinal EM masses [PHOTONS]  
Wavefunction probabilities [WAVE-FUNCTIONS]

The wave-particle nature of mass-Matter in motion  
has been the subject of much debate since Lucretius in 55BC with the  
debate intensifying with Newton's and Young's differing views and the  
development of Planck-Einstein quantum mechanics of the photo-electric effect

EM field photon intensity



The measurement of Photons with the use  
of Photo-multipliers and Charge coupled Devices  
results in the measurement of the E field properties  
of EM waves (producing the long confusing wave-particle  
results obtained by diffraction gratings)

In turn these results have been historically misinterpreted  
as a waveform property that cannot be attributed to  
the particle properties of a Photon.

Tetryonic geometry clears this matter up once and for all.




# Interference Patterns

$$\epsilon_0$$

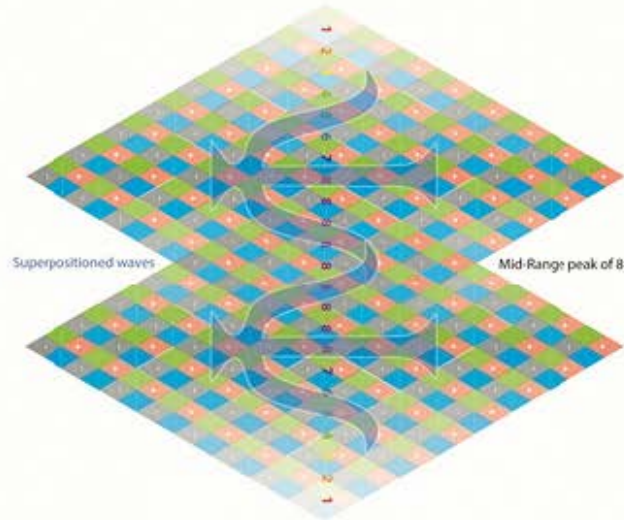
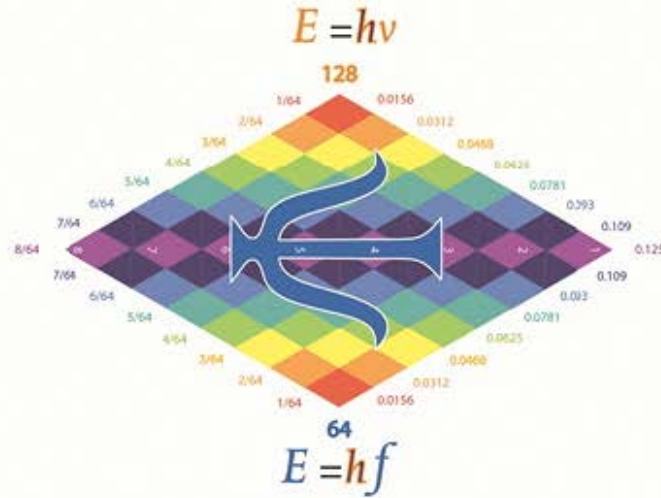
When EM waves pass through the slits they are detected via their E-fields as photons of varying strength energy momenta producing the impression of a interference pattern

$$\mu_0$$



Photons impact screens and photo-detectors with intensities that are determined by their energy momenta distributions

ALL EM mass-ENERGY Matter geometries being comprised of energy-momenta quanta are capable of producing interference patterns




The resultant amplitudes are a direct result of the Phase of the Superpositioned photons within EM waves

Every EM wave is comprised of identical, specific wavelength photons which are arranged in a Normal distribution resulting from the electromagnetic Wavefunction with a peak value equal to the wave's amplitude

[the square root of the EM wave's Wavefunction/Probability amplitude]

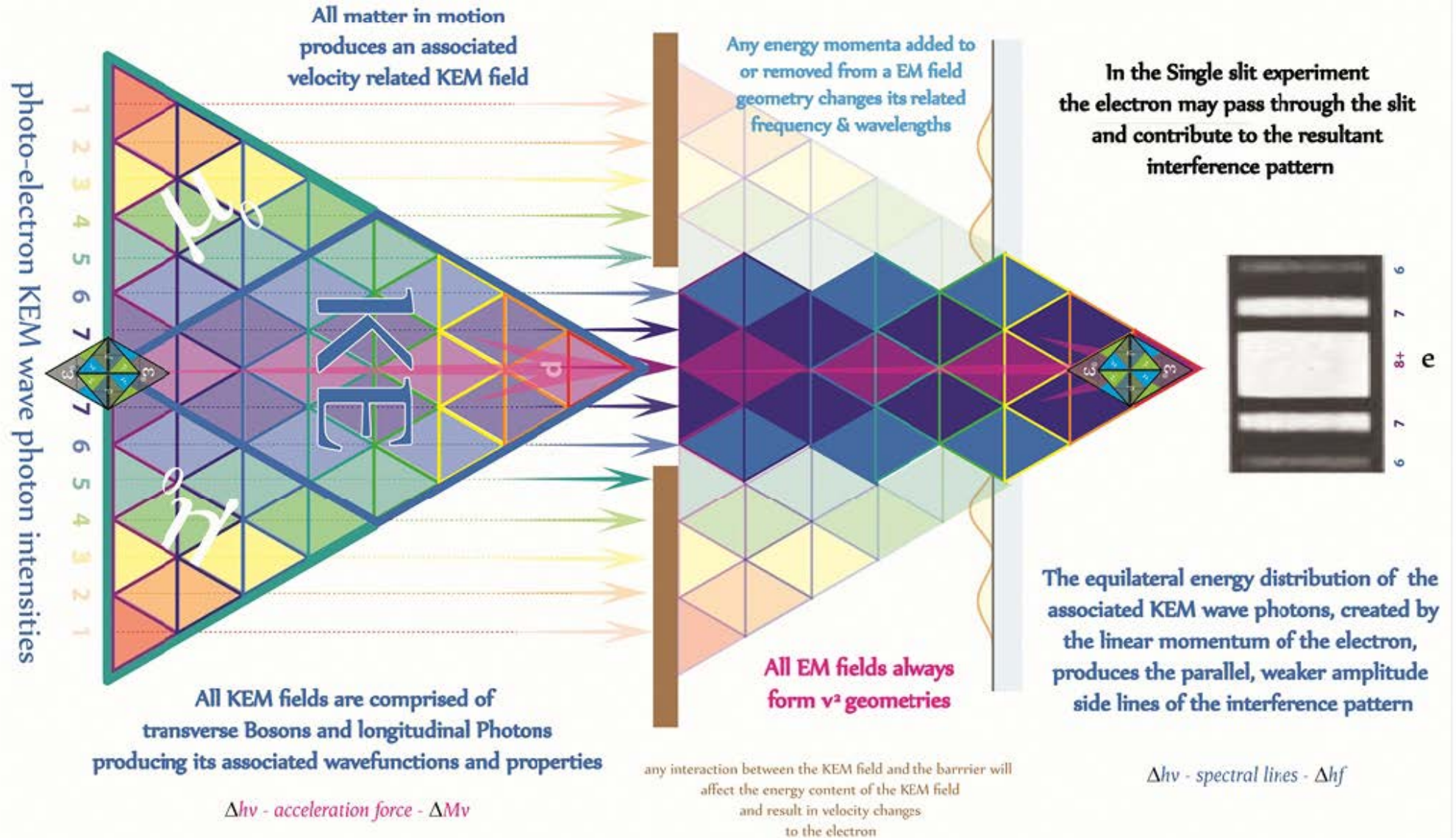
Superpositioned wavefunctions



The amplitudes of the detected photons in the resultant interference patterns are determined by their constructive/destructive superpositioning in each wave explaining the interference patterns currently accounted for by Young's wave theory

# Single slit experiment


If light consisted strictly of ordinary or classical particles, and these particles were fired in a straight line through a slit and allowed to strike a screen on the other side, we would expect to see a pattern corresponding to the size and shape of the slit. However, when this "single-slit experiment" is actually performed, the pattern on the screen is a diffraction pattern with a fairly narrow central band with ever diminishing bands parallel to it on either side





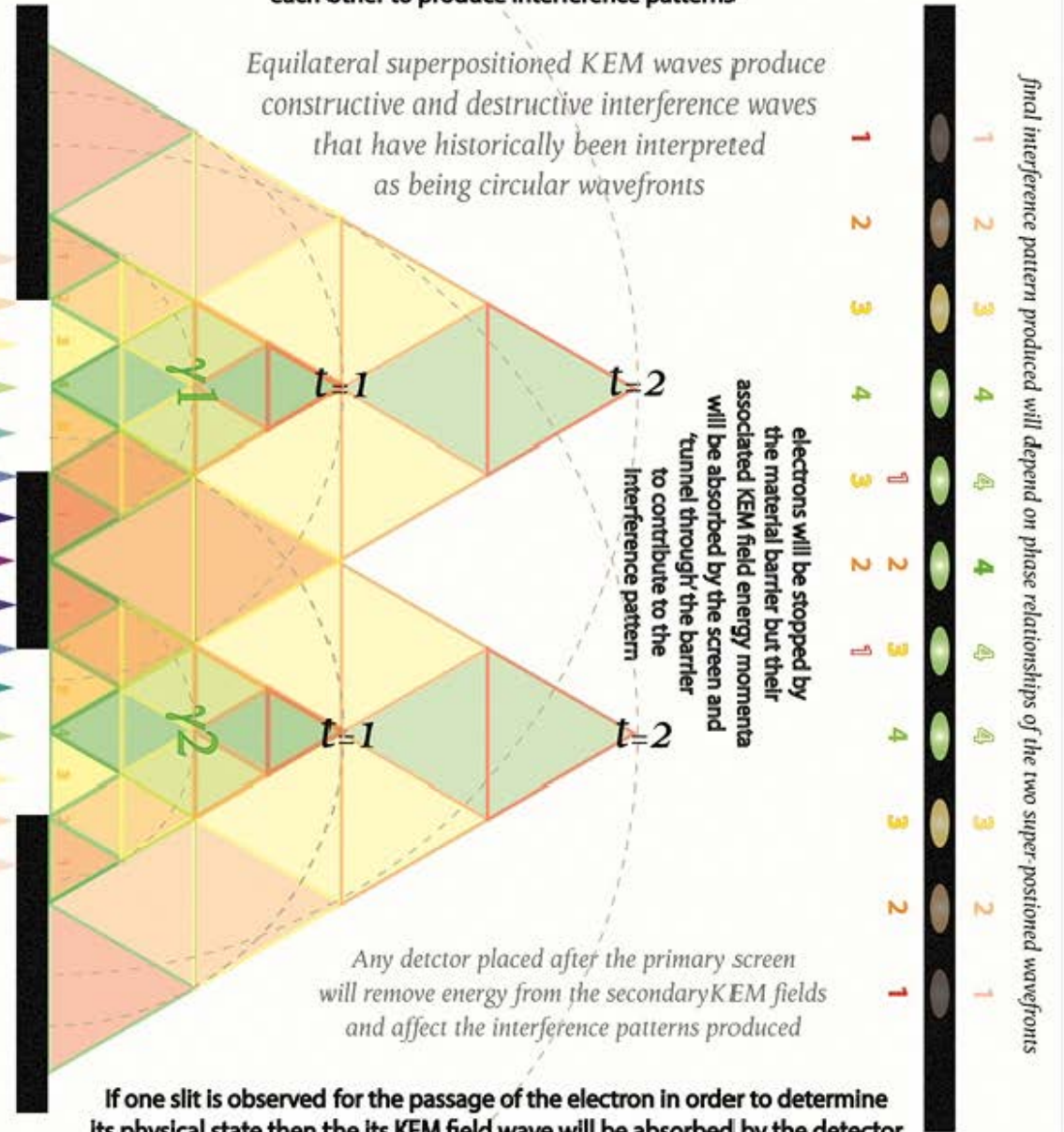
# Double slit experiments

The double-slit experiment, sometimes called Young's experiment, is a demonstration that matter and energy can display characteristics of both waves and particles, and demonstrates the fundamentally probabilistic nature of quantum mechanical phenomena and Establishes the quantum interference principle known as wave-particle duality.



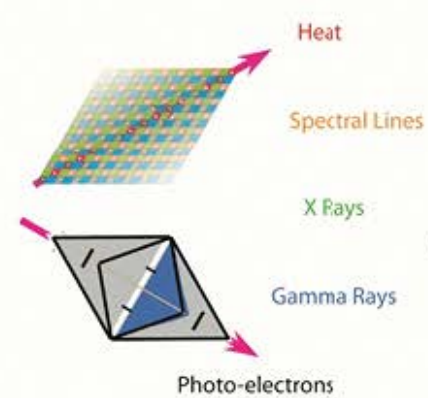
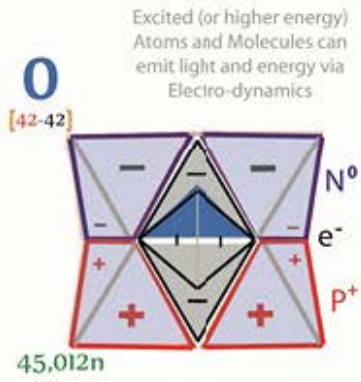
In the basic version of the experiment, a coherent light source such as a laser beam illuminates a thin plate pierced by two parallel slits, and the light passing through the slits is observed on a screen behind the plate. The wave nature of light causes the light waves passing through the two slits to interfere, producing bright and dark bands on the screen — a result that would not be expected if light consisted strictly of particles. However, on the screen, the light is always found to be absorbed as though it were composed of discrete particles or photons.

Matter particles are stopped by the barrier but the [K]EM wave passes through both slits and is diffracted by them producing weaker EM waves that then superposition with each other to produce interference patterns



If one slit is observed for the passage of the electron in order to determine its physical state then its KEM field wave will be absorbed by the detector resulting in only one wave remaining, enforcing a classical particle outcome

# Light wave Reflection



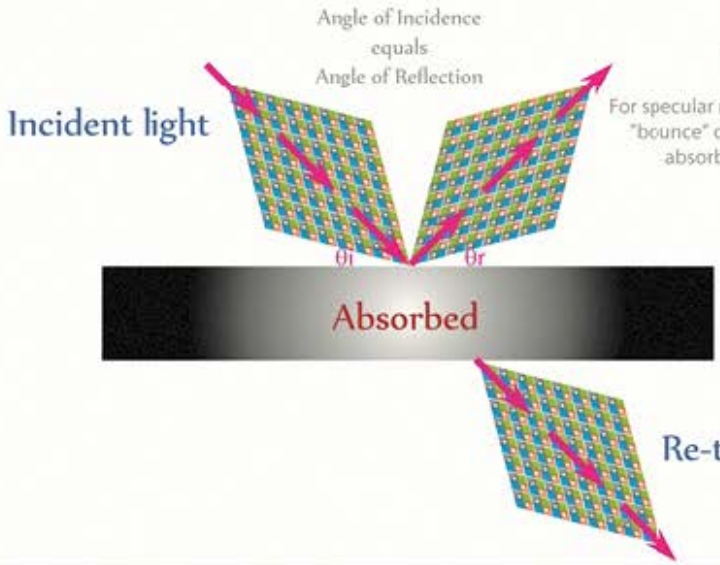
The emitted photon/particle can go in any direction so this is the mechanism for diffuse reflection/radiation.

All Atoms and Molecules have ANGULAR charged fascia in their topologies

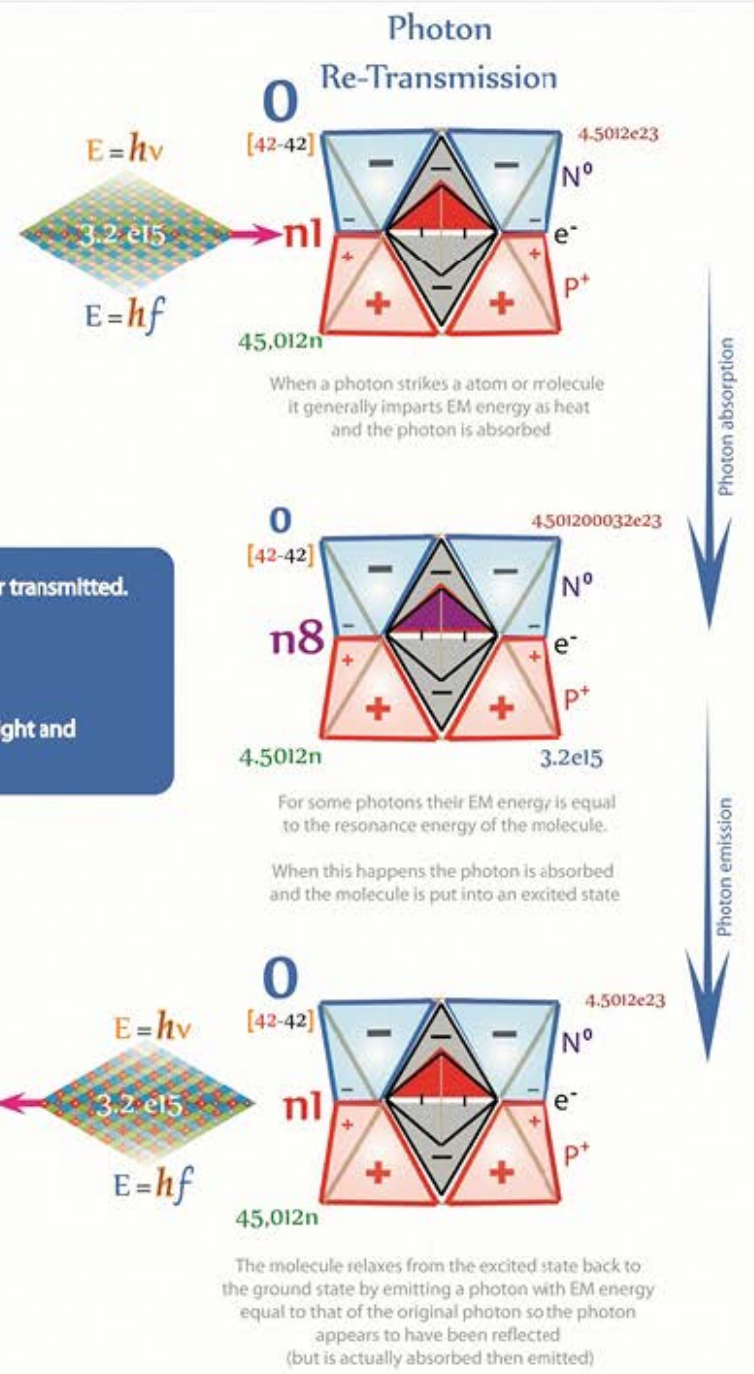
Incoming light Interacts with a surface and may be absorbed, reflected, and/or transmitted.

Materials have a reflectance spectrum which is a function of the angle of incidence of the incoming light.

The color of an object is a function of the color spectrum of the incident light and the reflectance spectrum of the object's surface.



Reflected  
For specular reflection the photons actually "bounce" off of the surface and are not absorbed and then re-radiated






# Lightwave Refraction

The refraction of light when it passes from a fast medium to a slow medium bends the light ray toward the normal at the boundaries between any two media.

The amount of bending depends on the indices of refraction of the two media and is described quantitatively by Snell's Law.

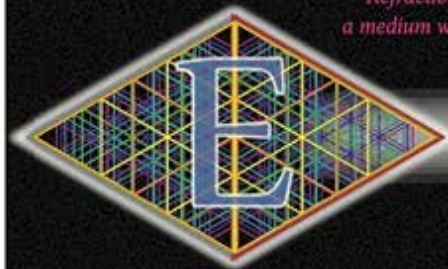
White light can be refracted into its component spectral colours



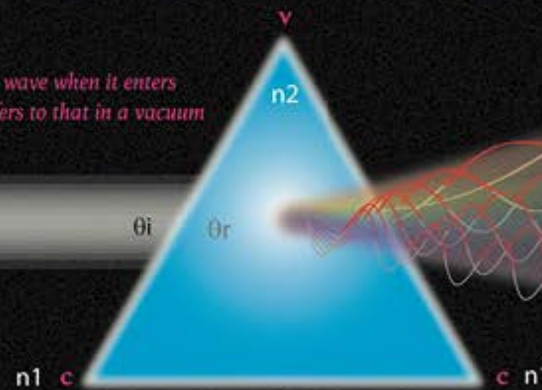
or be re-combined back into white light through superpositioning

The Fresnel equations, deduced by Augustin-Jean Fresnel describe the behaviour of light when moving between media of differing refractive indices

White Light is comprised of superpositioned waves with differing EM wavelengths



Refraction is the bending of a wave when it enters a medium where its velocity differs to that in a vacuum

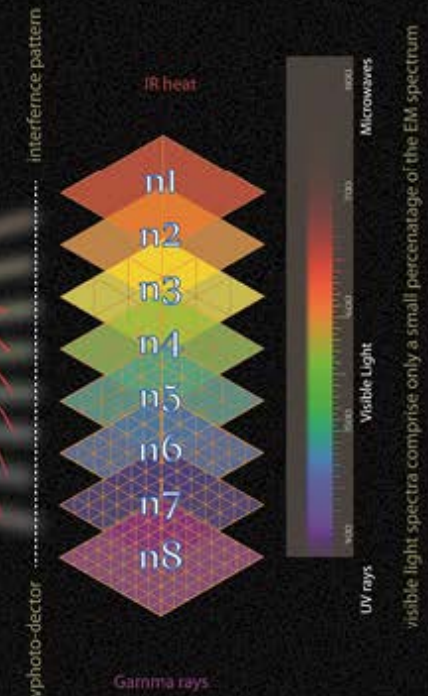


Varying refractive indices ( $n$ ) of differing materials produces slower velocities of light in those materials

$$c = \lambda \cdot f$$

Its wavelength increases or decreases but its frequency remains constant

$$v = \lambda \cdot f$$



visible light spectra comprise only a small percentage of the EM spectrum



# Ball Lightning

An alternative radiant geometry for electromagnetic waves exists



Descriptions of ball lightning vary wildly. It has been described as moving up and down, sideways or in unpredictable trajectories, hovering and moving with or against the wind; attracted to, unaffected by, or repelled from buildings, people, cars and other objects.



The EM energies in radiant 'ball' lightning are transformer-couplings of energy momenta & self-sustaining until any interaction with Matter topologies occurs



Ball lightning has been described as transparent, translucent, multicolored, evenly lit, radiating flames, filaments or sparks, with shapes that vary between spheres, ovals, tear-drops, rods, or disks



Any interaction with a 'ball' of EM energies will result in an explosive discharge of it's EM energy momenta



Nikola Tesla was reportedly able to artificially produce 1.5" (3.8 cm) balls using spark gap technologies



Ball lightning creates a strong Magnetic moment and divergent E fields [similar to a bar magnet without the Matter] creating a "Ball" of light with varying EM energies that is sensitive to external M fields





# Wave~Particle interaction-at-a-distance

All Matter in motion has both:

a standing wave energy topology [Particle] and

a divergent relativistic, Lorentz velocity corrected geometric field of mass-energy momenta [KEM Wave]

Whether it is Light itself or the KEM field of Matter in motion all EM fields are comprised of transverse bosons and longitudinal photons with probabilistic wave geometries



$$RE = M + KEM$$

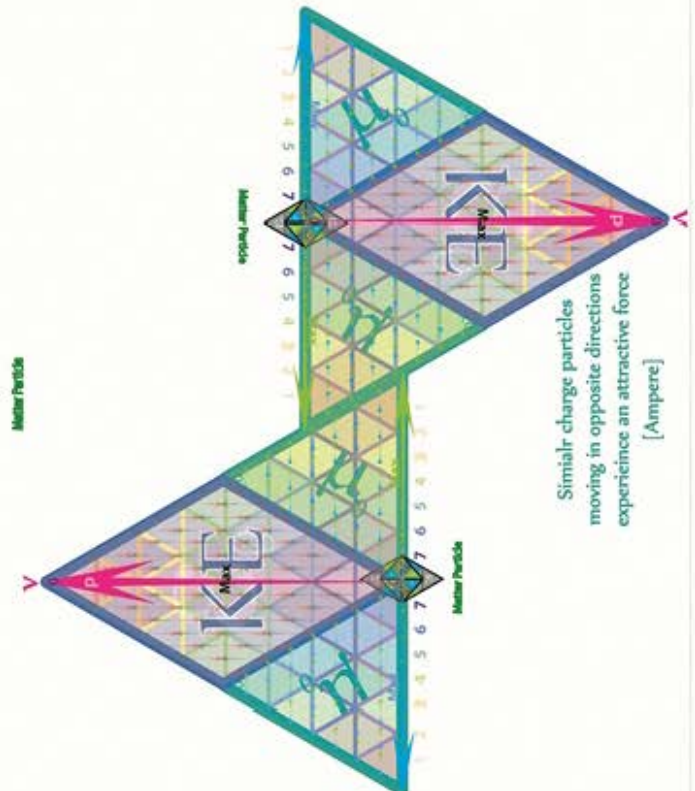
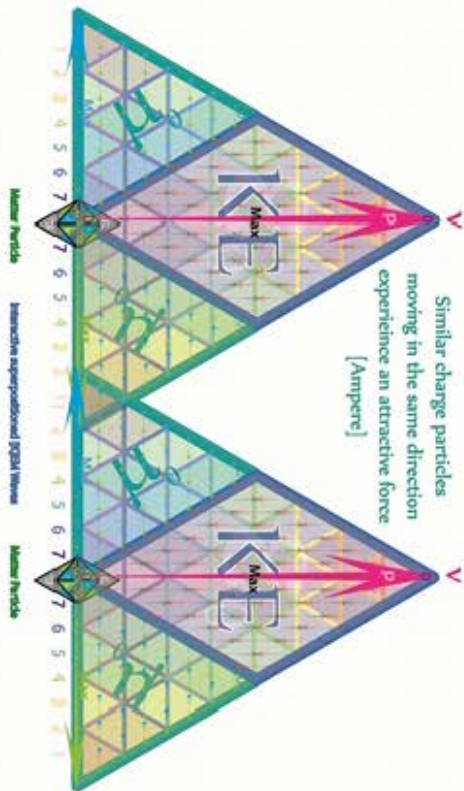
relativistic energies    Matter    kinetic energies

Similarly charged particles will repel each other via their E-field interactions [Coulomb]

Interactive superpositioned [KEM waves]

Force fields and interaction-at-a-distance

All Matter in motion produces an associated Lorentz velocity corrected KEM field of interactive energy momenta photons



# Quantum Tunnelling



Particles attempting to travel between potential barriers can be compared to a ball trying to roll over a hill; quantum mechanics and classical mechanics differ in their treatment of this scenario.

Classical mechanics predicts that particles that do not have enough energy to classically surmount a barrier will not be able to reach the other side. Thus, a ball without sufficient energy to surmount the hill would roll back down.

Or, lacking the energy to penetrate a wall it would bounce back (reflection) or in the extreme case, bury itself inside the wall (absorption).

In quantum mechanics, these particles can, with a very small probability, tunnel to the other side, thus crossing the barrier.



The quantum magician's slight of hand trick is where the incident electron is swapped another

**All electrons are IDENTICAL**

It is practically impossible to identify a particular electron and track it

even using spin orientations only eliminates half of the total electrons in the barrier



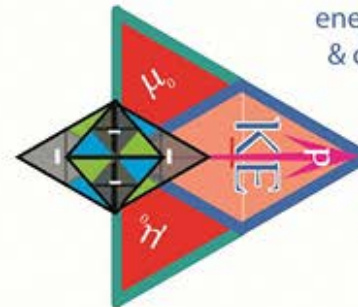
Absorption of Particle

When the electron is captured by an atom its KEM energies will continue to propagate until it is absorbed or makes its way out through re-emission

Reflection of Particle



If the collision is inelastic the KEM field energy will be reduced along with the particle's velocity



KEM field 'tunnels' out

Quantum KEM field tunnelling is an example of conservation of energy momenta on the atomic scale & can be likened to a unidirectional version of Newton's cradle

Removal of all electrons but the one under measurement is impractical as it would result in an attractive coulombic force that would trap the electron in the barrier

The most probable explanation of quantum tunneling is that the original electron was bound to atoms in the material barrier and its KEM field propagated through the barrier along its original direction of momentum.

Upon reaching the opposite side/edge of the barrier its remaining energies are able to accelerate any weakly bound electron found there

**Quantum 'tunnelling' is revealed to be the result of an electron's KEM wave propagation through the barrier not the electron itself**



photo-electron wavefunction

ODD hv quanta form the basis of EM induction and energy transfer

mass-energy and momenta are conserved at all times in physics

photo-electron is absorbed or reflected by the material or energy potential barrier

The Schrodinger wavefunction of photo-electrons is comprised of 3D mass-Matter topologies and 2D KEM field mass-energy geometries

**the KEM field wavefunction continues to propagate in line with its original linear momentum vector**

The collapse of Matter topologies is the source of radiant stellar mass-energies not quantum tunnelling to overcome repulsive Coloumbic forces

**statistical probabilities applied to quantum tunneling processes relate to the distribution of EM Planck energy momenta quanta in the KEM field**

Matter-energy conversion via GEM pinches is the source of stellar energies released in stars

**As Planck energy momenta quanta interact or are absorbed the KEM field's wavefunction will entropy accordingly, in turn affecting the wavelength-frequency-velocity of the KEM field**

$$\Delta hf = \Delta Mv = \Delta p$$

Velocity  $V$

Spectral Lines

KEM Energies

KE

$hv$

$v^2$

12 [0-12]

1.2e20

Spectral line transitions

EM induction	$\Delta v$	$v$	$\Sigma v$	squared energies	KEM
		1	1	1	48
36	3	2	2	36	108
60	5	3	3	16	192
84	7	4	4	180	300
108	9	5	5	288	432
132	11	6	6	420	588
156	13	7	7	576	768
180	15	8	8	756	

$hv$   $v$   $c$   $v'$   $Mv'$

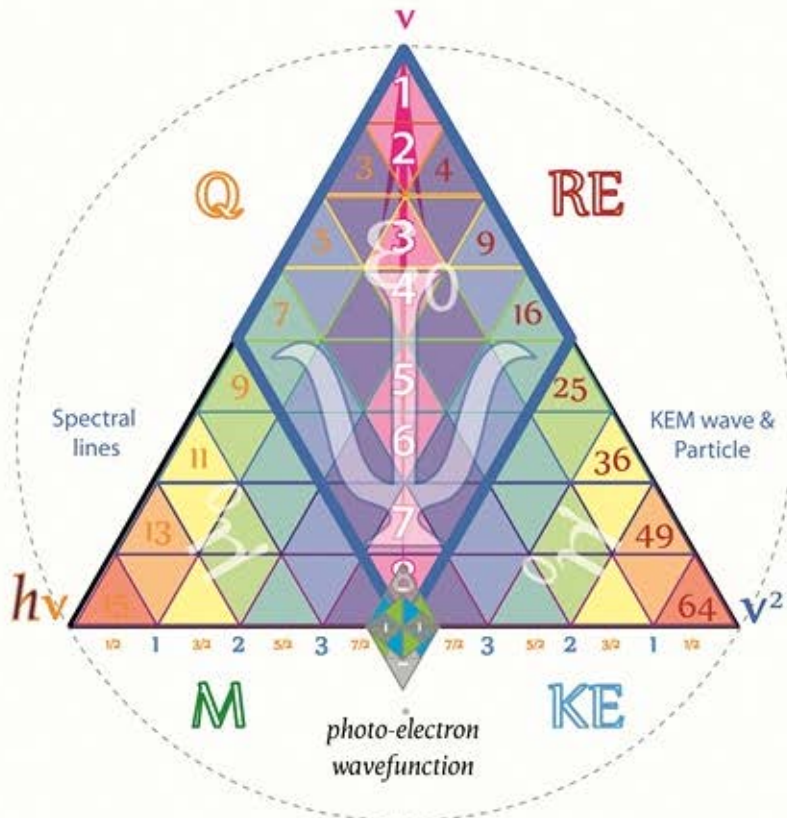
Planck, Rydberg, Lorentz, Newton, Leibniz  
uniting classical physics and relativity through equilateral geometry

Quantum tunneling plays no role in the 'fusion' of lighter elements into heavier elements in stars (which is itself an erroneous process)

All Matter in motion is comprised of:

a mass-Matter standing-wave topology,  
and  
a KEM mass-energy field geometry

whose quantised energy momenta is reflective  
of the particle's vector velocity



The normal distribution of Planck energy momenta in any KEM field  
is the quantum foundation for the statistical probability mechanics  
of quantum mechanics and quantum electrodynamics

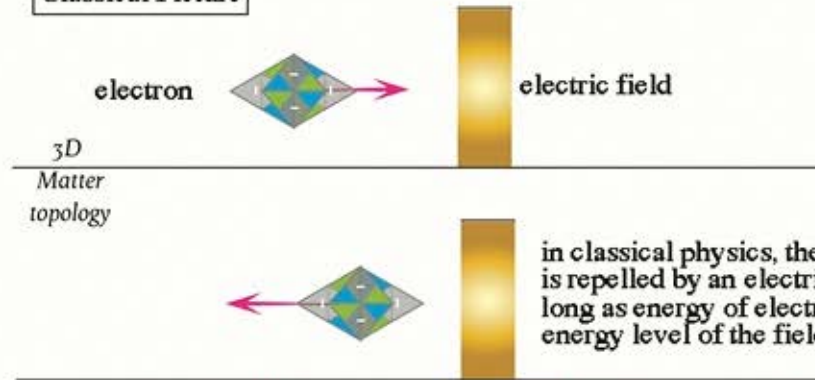
$e^-$

Quantum Tunneling

electrons are NOT  
spherical point particles

it makes no difference  
if the barrier is a EM field or material object

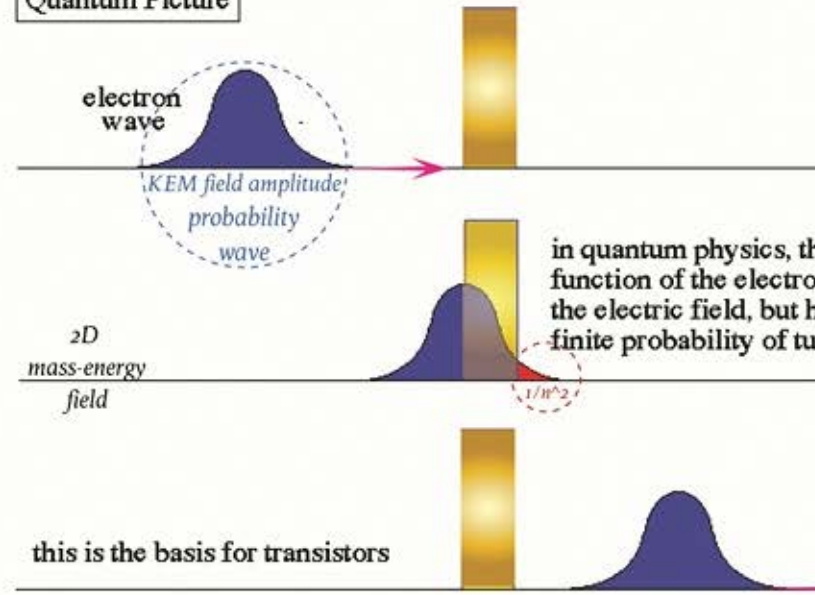
Classical Picture



in classical physics, the electron  
is repelled by an electric field as  
long as energy of electron is below  
energy level of the field

the topological Matter component of a particle's relativistic quantum wavefunction  
is distinct from its Lorentz corrected KEM field mass-energy geometry

Quantum Picture



in quantum physics, the wave  
function of the electron encounters  
the electric field, but has some  
finite probability of tunneling through

this is the basis for transistors

quantum tunnelling is often also utilised in modern physics  
as a means of overcoming Coulombic charge barriers of Protons in stars  
in order to explain 'fusion' as the source of stellar energy


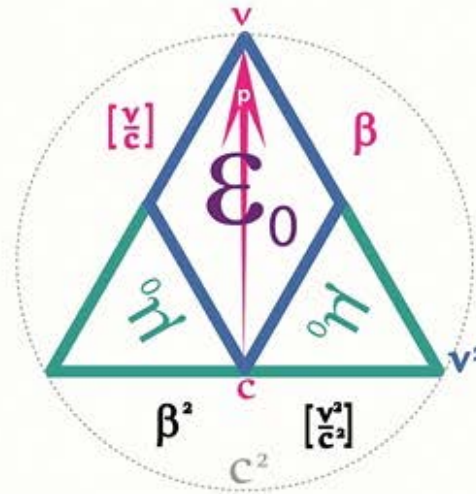


# Relativistic Kinetic Energies

The relativistic Kinetic mass-energies of all Matter topologies in motion are contained in their KEM fields and are subject to Lorentz velocity corrections

$$KE = \frac{1}{2} M \frac{v^2}{c^2}$$

$$p^2 = E = m \frac{v^2}{c^2}$$



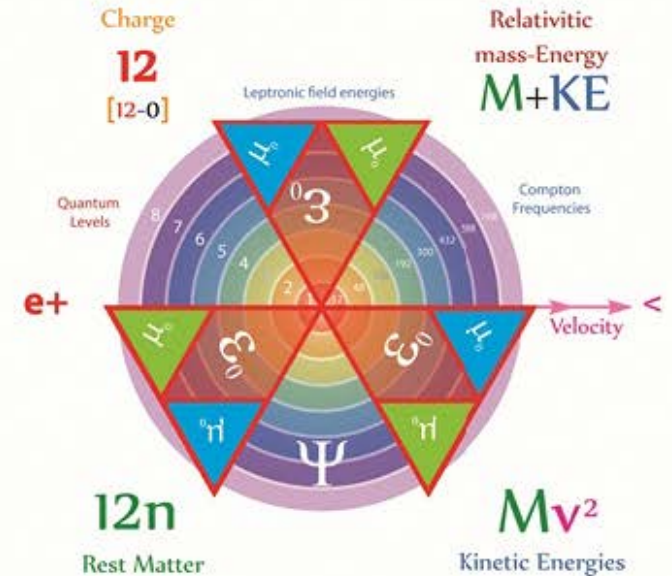
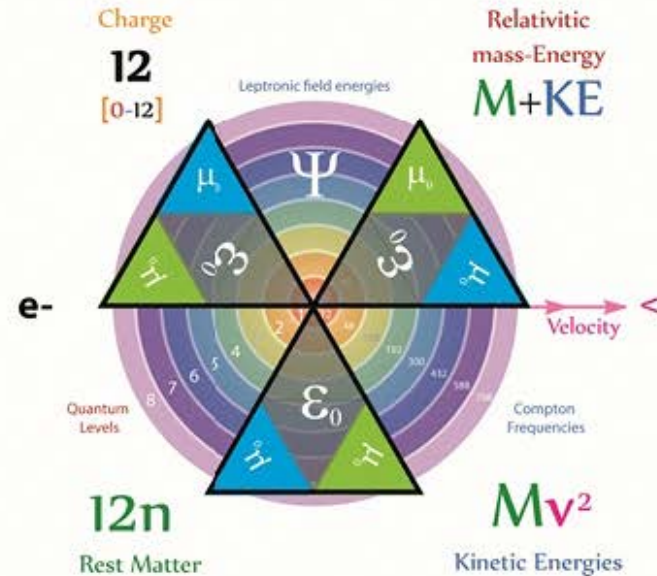
**Lorentz contractions only apply to the KEM fields of Matter in motion**

The Kinetic Energies of a particle in motion can be expressed in terms of its linear momentum

$$\frac{p^2}{2m} = KE = \frac{1}{2} M v^2$$

or equally as 1/2 the total relativistic EM mass-energies [exclusive of its invariant rest mass-Matter]

Charge and Matter topologies are Lorentz invariant



# Relativistic Lorentz Corrections

ges their name from their earliest appearance, in Lorentzian electrodynamics  
as velocity increases the wavelengths and physical scalar geometries of Planck quanta decreases



Linear correction factor

$$\beta = \left[ \frac{v}{c} \right]$$

Equilateral QAM contractions

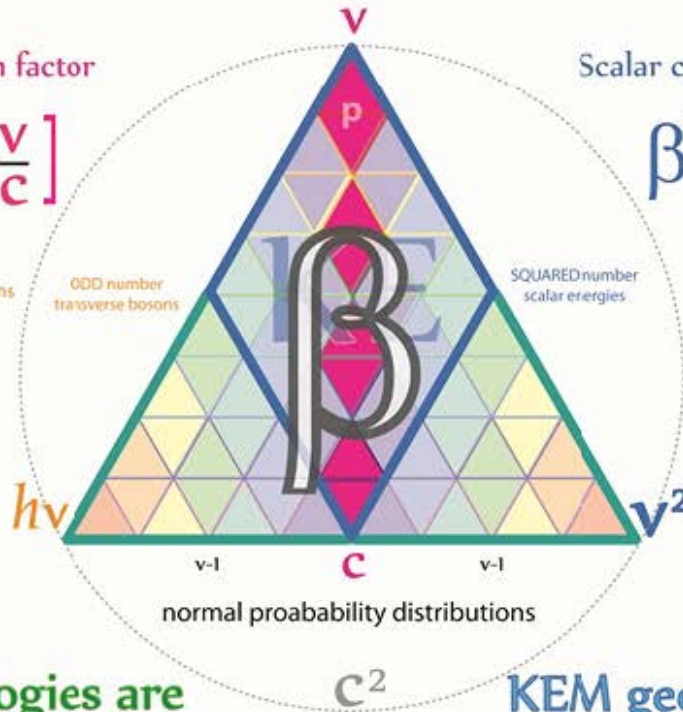
$$t' = \frac{t}{\sqrt{1 - \frac{v^2}{c^2}}}$$

Scalar correction factor

$$\beta^2 = \left[ \frac{v^2}{c^2} \right]$$

'WAVE-length' contractions

$$L = L' \sqrt{1 - \frac{v^2}{c^2}}$$



Matter topologies are Lorentz invariant

The poor definitions of EM mass & Matter has led to the incorrect application of Lorentz corrections to Matter

KEM geometries are relativistic fields

Lorentz contractions apply to [KEM waveforms only]



*c is the limiting velocity for the electrical acceleration of Matter*

Incorrectly applied to Matter topologies in motion, The Lorentz factor or Lorentz term appears in several equations in special relativity.

$$\sqrt{1 - \beta^2}$$

$$\sqrt{1 - \left(\frac{v}{c}\right)^2}$$



# The Energy of a Magnet

It is known that Maxwell's electrodynamics—as usually understood at the present time—when applied to moving bodies, leads to asymmetries which do not appear to be inherent in the phenomena. Take, for example, the reciprocal electrodynamic action of a magnet and a conductor. The observable phenomenon here depends only on the relative motion of the conductor and the magnet, whereas the customary view draws a sharp distinction between the two cases in which either the one or the other of these bodies is in motion. For if the magnet is in motion and the conductor at rest, there arises in the neighborhood of the magnet an electric field with a certain definite energy, producing a current at the places where parts of the conductor are situated. But if the magnet is stationary and the conductor in motion, no electric field arises in the neighborhood of the magnet.

In the conductor, however, we find an electromotive force, to which in itself there is no corresponding energy, but which gives rise—assuming equality of relative motion in the two cases discussed—to electric currents of the same path and intensity as those produced by the electric forces in the former case. [On the electrodynamics of moving bodies, A. Einstein, 1905]

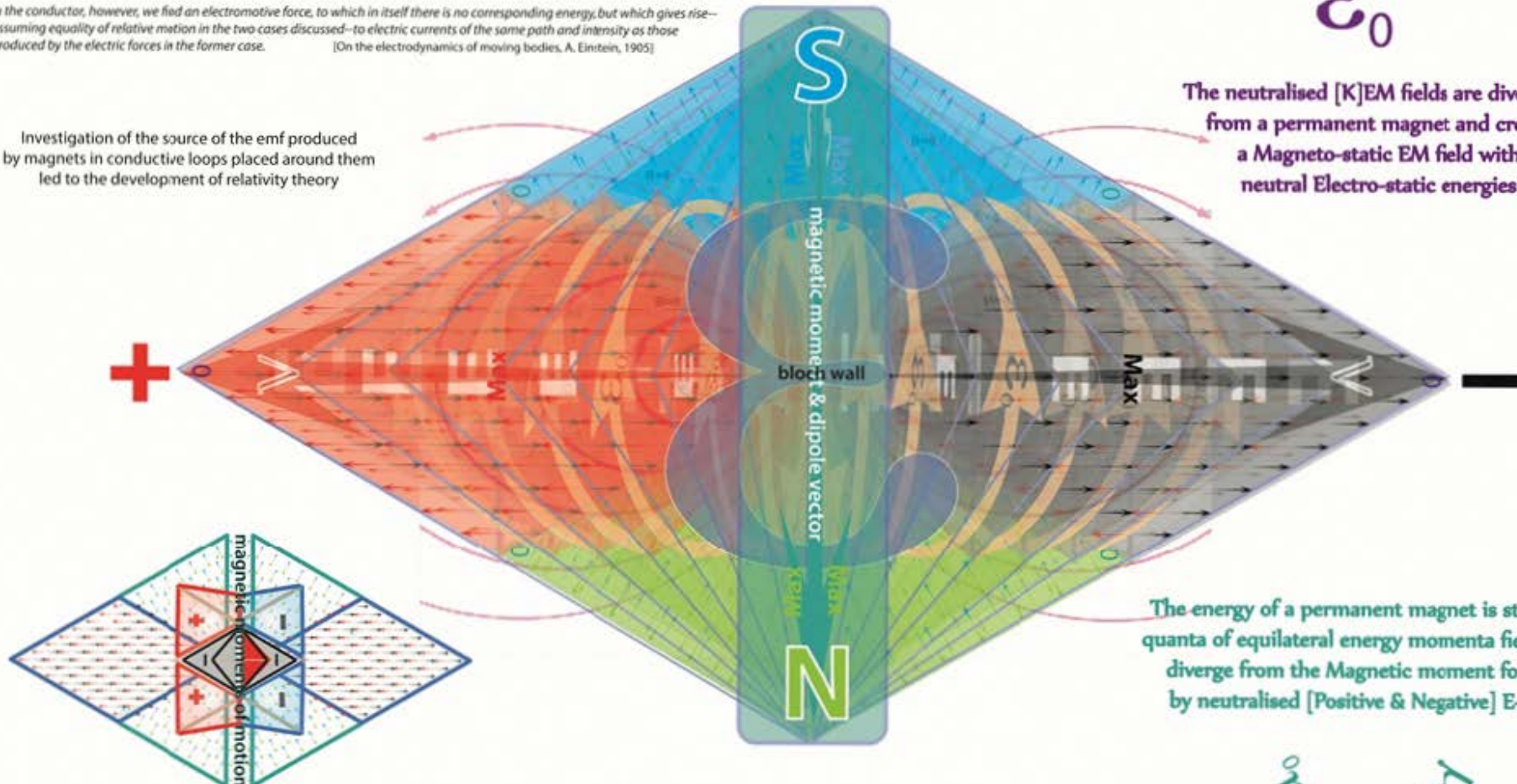
Investigation of the source of the emf produced by magnets in conductive loops placed around them led to the development of relativity theory

Energy can be removed by placing a conductive loop between any Positive and Negative quanta the EM field thus creating a potential difference & an electro-motive force

$$\epsilon_0$$

The neutralised [K]EM fields are divergent from a permanent magnet and create a Magneto-static EM field with neutral Electro-static energies

The energy of a permanent magnet is stored in quanta of equilateral energy momenta fields that diverge from the Magnetic moment formed by neutralised [Positive & Negative] E-fields



Magnetic fields are produced by moving electric charges and the intrinsic magnetic moments of elementary particles associated with a fundamental quantum property, their spin. In special relativity, electric and magnetic fields are two interrelated aspects of a single object, called the electromagnetic field tensor; the aspect of the electromagnetic field that is seen as a magnetic field is dependent on the reference frame of the observer. In QED, the electro-magnetic field is quantized and electromagnetic interactions result from the exchange of photons.

Classically, the energy of a permanent magnet 'circulates in endless loops' from North to South in 3 dimensions around the magnetic moment







$$B = - \frac{d\phi_{\epsilon}}{dt}$$

# The moving magnet - conductor problem

$$\mathcal{E} = - \frac{d\phi_B}{dt}$$

All permanent magnets are electromagnetic fields comprised of **transverse bosons** and longitudinal photons

*We see two observers both moving, approaching each other.*



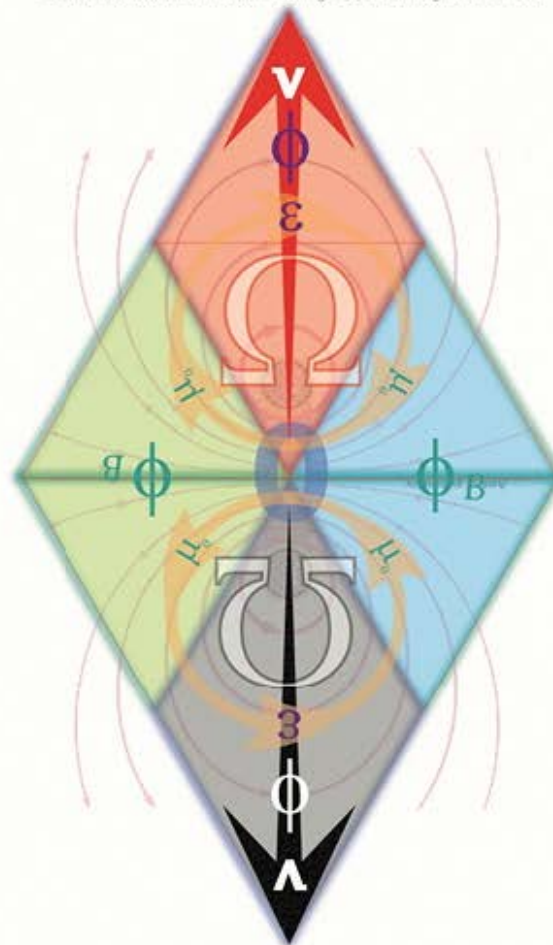
Observer 1 says:

The conductive loop is stationary and the magnet is moving toward it. The electrons in the loop are stationary and have no magnetic moments. There is a magnetic field, but it can't produce any force on the electrons since they are stationary within the loop.

Instead, the magnetic field is changing, growing stronger as the magnet gets closer, and this changing magnetic field produces an electric field which causes forces on the electrons, and drives them around the loop producing the current in the galvanometer.

**Conductor Frame of Reference  
(Moving Magnet)**

**Charged boson field geometries contain equilateral energy momenta with transverse magnetic dipoles**



**Neutral photon field geometries produce electromotive forces as a result of the charged bosons that make them**

**Magnet Frame of Reference  
(Moving Conductor)**

Observer 2 says:

The magnet is stationary and the loop is moving toward it. The electrons in the loop, since they are moving with the loop, generate their own magnetic moments and experience Lorentz forces as a result of the external magnetic field  $[F = q v \times B]$ , which drives them around the loop and produces the current in the galvanometer.

There is no electric field.



*Special relativity postulates that electric fields in one reference frame become magnetic fields in another frame*

Tetryonic theory shows geometrically that the **Electric** and **Magnetic** fields are discrete, invariant geometries resulting from the equilateral 'inductive' mass-energy [Planck quanta] geometries that comprise all EM fields.

It is the relative motion of these geometries wrt a conductor that creates changing E&M field flux strengths in turn producing an emf. When there is no relative motion in either the EM field or the conductor, no emf is produced

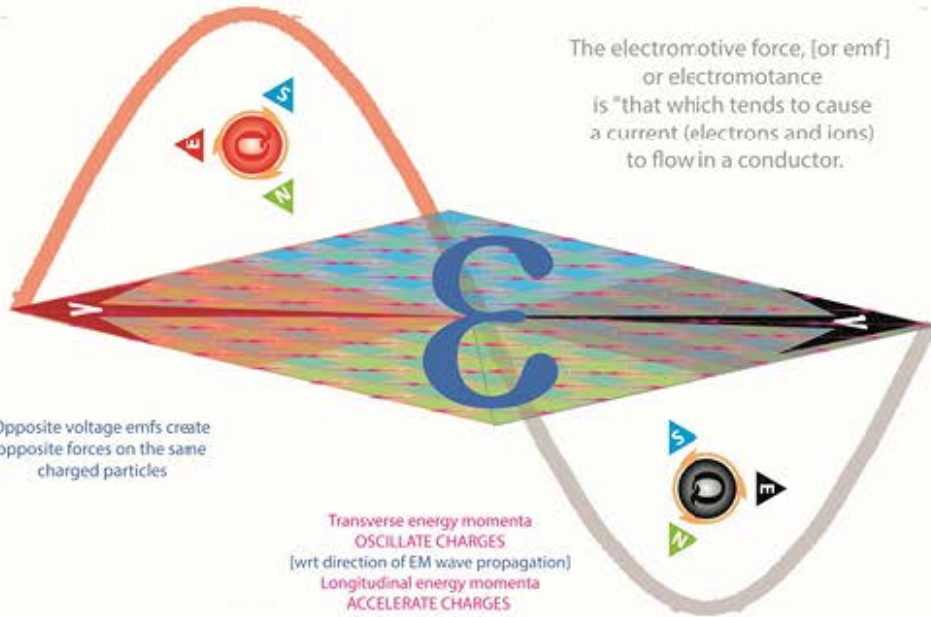
# The Electromotive Force



"A source of emf can be thought of as a kind of charge pump that acts to move a charge from a point of low potential through its interior to a point of high potential. ...  
The emf of the source is defined as the work done per charge  $dq$ :  $= dW/dq$ "



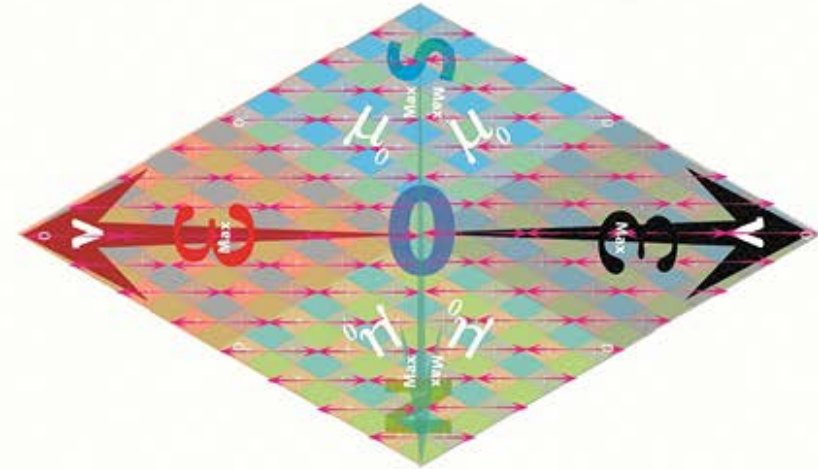
The electromotive force, [or emf] or electromotance is "that which tends to cause a current (electrons and ions) to flow in a conductor."



Opposite voltage emfs create opposite forces on the same charged particles

Transverse energy momenta  
OSCILLATE CHARGES  
[wrt direction of EM wave propagation]  
Longitudinal energy momenta  
ACCELERATE CHARGES

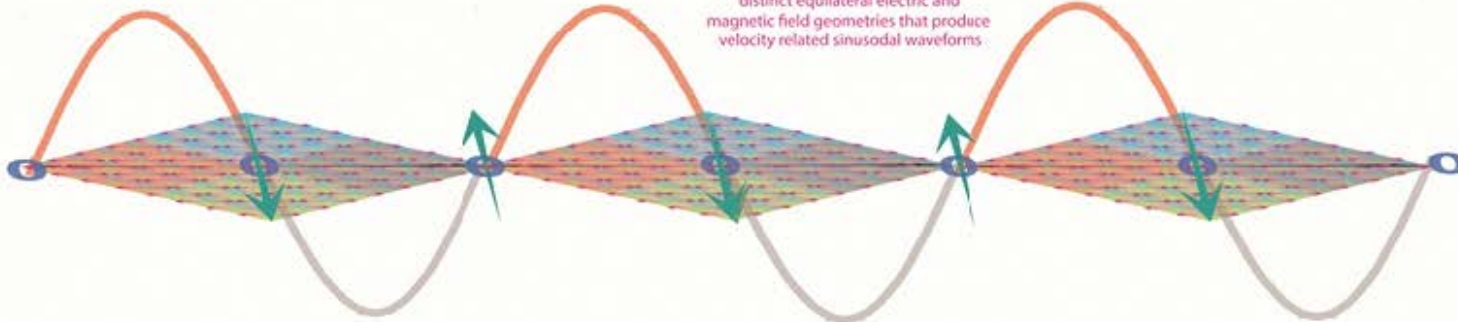
Opposite charged particles experience opposing forces due to the emf



The magneto-static fields of all Magnets are comprised of electromagnetic fields of discrete Planck energy momenta quanta, which in turn are capable of accelerating charged particles

All ElectroMagnetic fields have distinct equilateral electric and magnetic field geometries that produce velocity related sinusoidal waveforms

$$B = - \frac{d\phi_E}{dt}$$



$$E = - \frac{d\phi_B}{dt}$$

**Charged boson field geometries can be viewed as transverse quantum capacitors**

**Lenz's law:**  
"The emf induced in an electric circuit always acts in such a direction that the current it drives around the circuit opposes the change in magnetic flux which produces the emf."

**Neutral photon field geometries can be viewed as longitudinal quantum batteries**





# The Moving Magnet problem

An electromotive Force results from the motion of a conductor relative to a magnetic field

A Magnet is really an electrostatic store of neutralised emf potential differences [creating an orthogona Magnetic moment]

The moving magnet and conductor problem is a famous 19th century thought experiment, and provides the intersection for classical and relativistic electromagnetism.

The moving magnet and conductor problem, along with Michelson-Morley experiment, formed the basis of Einstein's theory of special relativity.

## Relativistic theory explanation

## Tetryonic theory explanation

In the frame of a conductor moving relative to the magnet, the conductor experiences a force due to an electric field.

The conductor moves through continuously changing electric and magnetic field geometries experiencing sinuodal E/M forces that are directly related to each other at all times

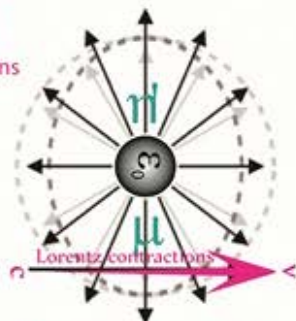
A Magnetic field is an Electric field viewed in a differing inertial frame

Electric and Magnetic fields are discrete geometrically related energies

SR requires that all observers in inertial frames arrive at the same form for Maxwell's equations

SR seeks to modify space and time in a manner such that the forces and fields transform consistently.

producing expressions that differ from Newton's law of motion by a factor of  $\gamma$



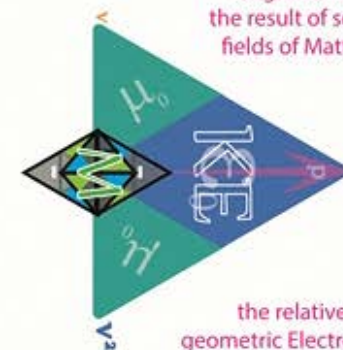
the relativistic distortion of accelerating spherical point charges creates magnetic moments

Electrostatic particles have no magnetic momen:

$$\vec{F} = q\vec{E} + q\vec{v} \times \vec{B}$$

Electric force                      Magnetic force

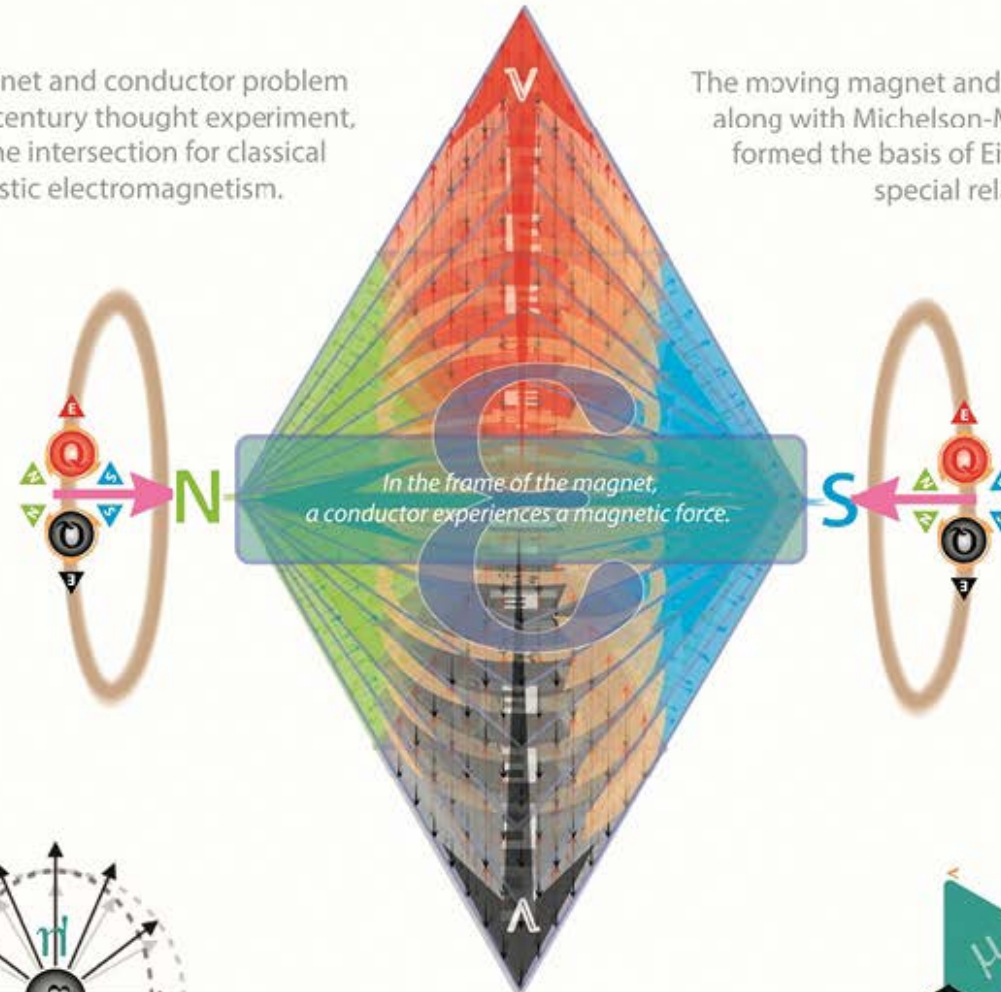
Once in motion it possesses a magnetic moment and kinetic energies and is subject to Lorentz forces when it moves through an external EM field



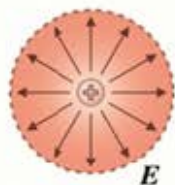
magnetic moments are the result of secondary KEM fields of Matter in motion

Lorentz corrections only all to KEM field mass-energies

the relative motion of geometric ElectroMagnetic fields creates changing EM forces



rest mass-Matter



$v=0$

# Einstein's Error of perception

In its rest frame the electric field of a point charge has the same strength in all directions and diverges away from the charge.

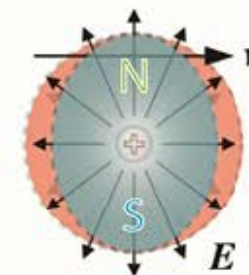
Electric fields are distorted due to relativistic speed effects to create Magnetic fields

The faster the velocity the greater the Magnetic field

At rest the Magnetic field becomes an Electric field

What led me more or less directly to the special theory of relativity was the conviction that the electromotive force acting on a body in motion in a magnetic field was nothing else but an electric field

Albert Einstein 1953



$v=.6c$

**The SR theoretical model of a spherical charged body being relativistically distorted as the source of the Magnetic moments for charges in motion is incorrect**

*Lorentz velocity dependent factors relate only to Kinetic EM mass-energies of motion*

**M**

+

It is the KEM field mass-energies that produce Magnetic moments in relativistic particles due to the motion of ElectroStatic Matter (12 + loop inductive geometries)

=

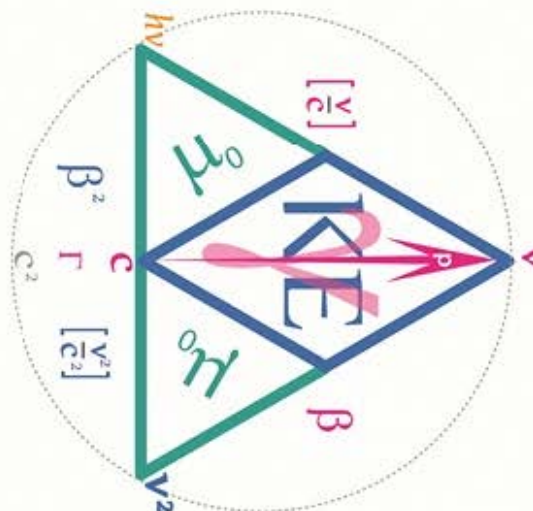
**RE**

Stationary Leptons are 12pi charged standing waves [Matter] topologies with NO secondary Kinetic EM mass-energies geometries

Matter is Lorentz invariant



Stationary charges have Electric Fields and neutralised Magnetic fields



The speed of light in a vacuum [c] is the limit for electrically accelerated particles  
Tetryonic geometry reveals it is NOT the limit of achievable velocities

Moving Leptons are 12pi charged standing waves [Matter] topologies with Kinetic EM mass-energies geometries



Moving charges have Electric fields and Magnetic moments



# Tetryonic relativistic motion

The [K]EM mass-energy content of a particle in motion is velocity dependent  
its rest Matter topology & charge geometries are velocity invariant

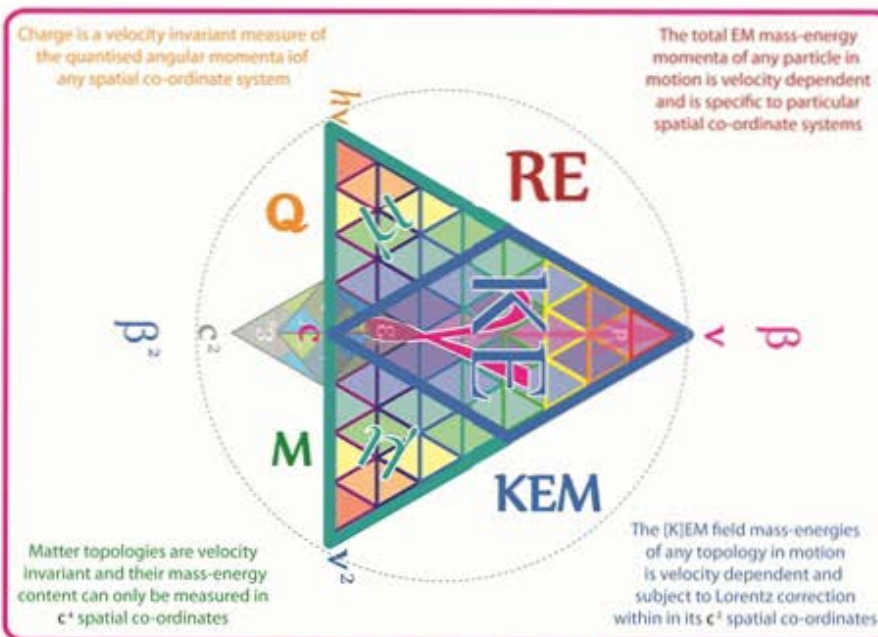
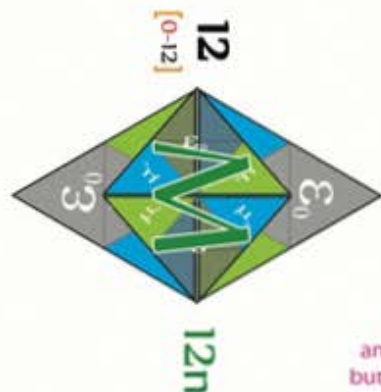
$\epsilon_0$

In a frame in which the particle is at rest,  
we can detect only electric field



rest Matter

all Magnetic dipoles are  
neutral dipole pairs



Charge is a velocity invariant measure of  
the quantised angular momenta of  
any spatial co-ordinate system

The total EM mass-energy  
momenta of any particle in  
motion is velocity dependent  
and is specific to particular  
spatial co-ordinate systems

Matter topologies are velocity  
invariant and their mass-energy  
content can only be measured in  
 $c^4$  spatial co-ordinates

The [K]EM field mass-energies  
of any topology in motion  
is velocity dependent and  
subject to Lorentz correction  
within in its  $c^4$  spatial co-ordinates

It is well demonstrated that the fields of charged particles appear different in different inertial frames

In a frame in which the particle is moving,  
we also see a magnetic field.



rest Matter+KEM

relativistic KEM fields produce a  
secondary magnetic moment



$$Mv^2 = KEM = hv^2$$

Tetryonics has revealed that the Kinetic Electro-Magnetic [KEM] field  
of a particle in motion has a distinct geometric identity of its own  
rather than being the relativistic distortion of a charged EM particle

Virtual particles and action-at-a-distance are negated by Tetryonic KEM field mass-energy momenta  
and the problem of simultaneity is avoided because a second particle responds not directly to the first particle,  
but rather to the first particle's extended, velocity related [K]EM field generated by its motion at its own position.

James Clerk Maxwell



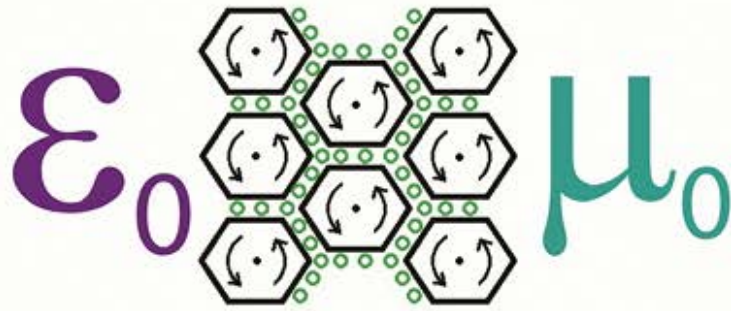
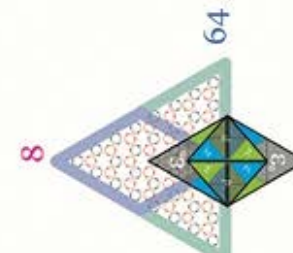
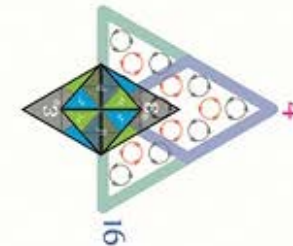
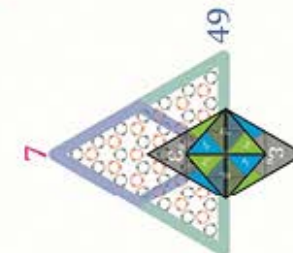
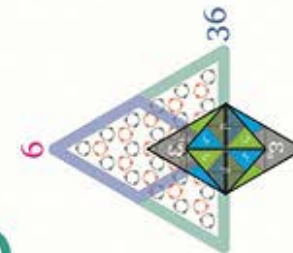
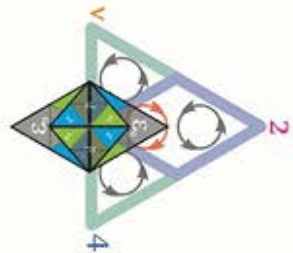
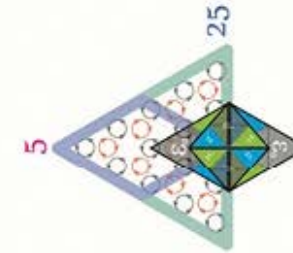
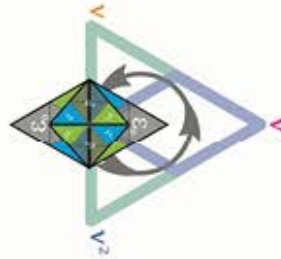
(13 June 1831 – 5 November 1879)

Quantum level

KEM field

KEM field

Quantum level



All quantum charge arrangements of EM mass-energy and force fields can be viewed as an arrangement of 'quantum idler wheels'

"As early as 1857 Maxwell began to develop the idea of orienting molecular vortices along magnetic field lines, culminating in the publication of his paper 'On physical lines of force'..."

He posited a honeycomb of vortices in which each vortex cell was separated from its neighbour by a layer of spherical particles, revolving in the opposite direction to the vortices.

These 'idler wheel' particles communicated the rotatory velocity of the vortices from one part of the field to another. In this ether model, the most famous image in nineteenth-century physics, the analogy provides mechanical correlates for electromagnetic quantities. The angular velocity of the vortices corresponds to the magnetic field intensity, and the translational flow of the idler wheel particles to the flow of an electric current; the field equations are based on the rotation of molecular vortices in the ether.

He emphasized that while the theory was mechanically conceivable, the model itself was provisional and temporary, even awkward, hardly 'a model of connexion existing in nature'.

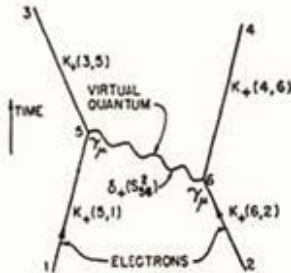
Equating Equilateral geometries to Quantised Angular Momentum reveals a classical mechanical model closely resembling Maxwell's hypothesised idler wheels that be be applied to any EM field of force



# Virtual Particles

In physics, a virtual particle is a particle that exists for a limited time and space, it has become a commonplace mechanism in current Physical theories to provide a basis for the Force interactions between particles.

Original Feynman diagram illustrating the exchange of a quantum between 2 electrons



$$m^2c^4 = E^2 - p^2c^2$$

is in-correct for superpositioned 2D KEM fields the real interaction geometry is illustrated below:



$$mv^2 = E = pv$$

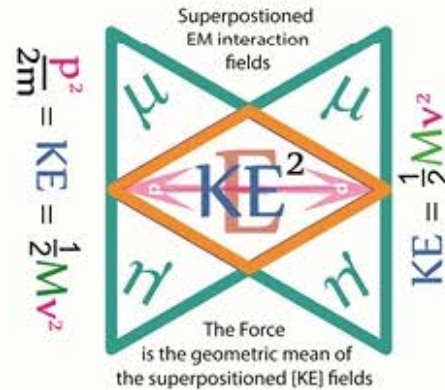
Bohr understood that if you are going to try to be mechanical, you have to show some convincing mechanics.

If you can't show some convincing mechanics, you might as well dodge all mechanics from the beginning, staying with the math.

He had learned this from Maxwell, who had done the same thing 60 years earlier.

In the 1860's, Maxwell had tried to create vortices to explain the field mechanics, but, finding himself under heavy fire from Lord Kelvin and others, he decided to give it up and go to other mathematical alternatives like quaternions instead.

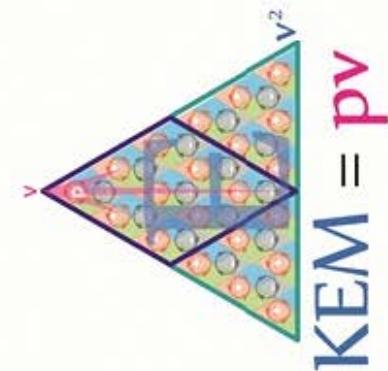
$$\frac{m\Omega^2 v^4}{2} = KE^2 = \frac{p^2 v^2}{2}$$



The energy and momentum of a virtual particle are uncertain according to the uncertainty principle.

$$m^2v^4 = E^2 = p^4$$

The degree of uncertainty of each is inversely proportional to time duration (for energy) or to position span (for momentum).



**The equilateral energy geometry of Tetryonics clears up this issue once and for all, virtual particles do NOT exist. The Force Interactions between all Matter in relative motion is mediated by the equilateral geometries of [KEM mass-ENERGY momenta that spread out from their source Matter through Space-time**

# Equilateral geometry - the Hidden Constant



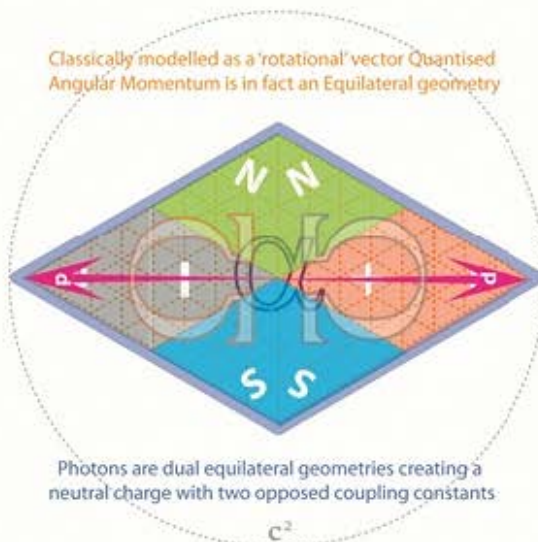
Tetryonics has revealed the equilateral relationships between Charge, Planck energies and the Constants showing quantised angular momentum to be the 'hidden' geometric constant driving the physics of our Universe on all scales

$$\text{kg} \frac{m \Omega^2}{s} = h \text{ kg} \frac{m^2}{s}$$

Quantised Angular Momenta has an equilateral geometry

$$1\pi \left[ \begin{array}{c} \text{EM Field} \\ \text{Charge} \end{array} \left[ \begin{array}{c} \text{Planck quanta} \\ \text{ElectroMagnetic mass} \end{array} \right] \cdot \left[ \begin{array}{c} \text{Planck quanta} \\ \text{mass} \end{array} \right] \left[ \begin{array}{c} \text{Planck quanta} \\ \text{velocity} \end{array} \right] \right]$$

Classically modelled as a 'rotational' vector Quantised Angular Momentum is in fact an Equilateral geometry

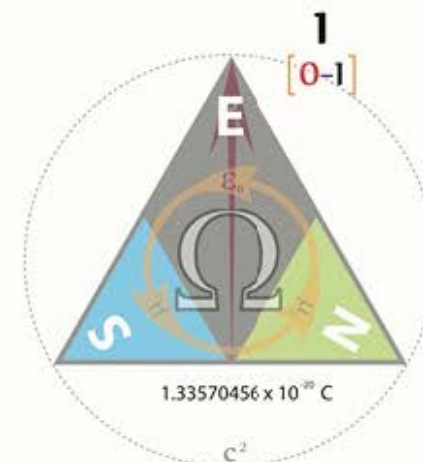
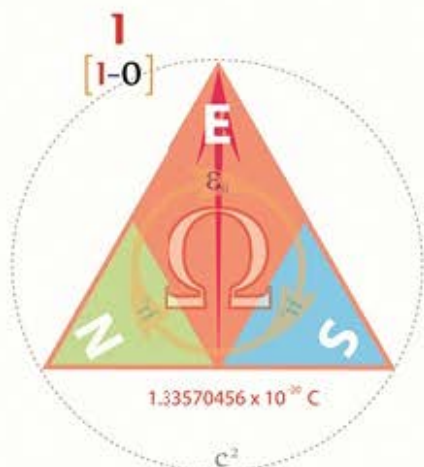


Quantised Angular Momenta creates charged EM mass-energies



Alpha is the geometric coupling constant between Magnetic and Electrical energies that acts as a scaling constant between Kinetic and Potential quantum energies

It is the source of the quantum charges of all EM mass-energy momentum & inertia








.0012  
2π  
.007539822

$$\alpha = \frac{e^2}{\hbar c}$$



$$\alpha = \frac{e^2}{\hbar c 4\pi\epsilon_0}$$

$7.2973525376(50) \times 10^{-3}$



$$= \frac{1}{137.035999679}$$

132.6291192<sup>-1</sup>

In physics, the fine-structure constant is a fundamental physical constant, namely the coupling constant characterizing the strength of the electromagnetic interaction.

The numerical value of α is the same in all systems of units, because α is a dimensionless quantity.

**The ALPHA Constant is the scalar coupling field of quantised energy momenta in superpositioned EM fields that facilitates Force (linear energy momenta) exchanges, resulting in the familiar Laws of Attraction/Interaction**

*There is a most profound and beautiful question associated with the observed coupling constant, ε the amplitude for a real electron to emit or absorb a real photon.*

*It is a simple number that has been experimentally determined to be close to 0.08542455.*


*It has been a mystery ever since it was discovered more than fifty years ago, and all good theoretical physicists put this number up on their wall and worry about it.*

*Immediately you would like to know where this number for a coupling comes from: is it related to pi or perhaps to the base of natural logarithms? Nobody knows.*

*It's one of the greatest damn mysteries of physics: a magic number that comes to us with no understanding by man.*

*We know what kind of a dance to do experimentally to measure this number very accurately, but we don't know what kind of dance to do on the computer to make this number come out, without putting it in secretly*

Richard Feynman



(May 11, 1918 - February 15, 1988)

equilateral energies



.0012 m²/s



Superpositioned Fields



0.007539822

alpha

132.6291192<sup>-1</sup>

Alpha coupling Constant

*You might say the "Hand of GOD" wrote that number, but "we don't know how HE pushed his pencil."*

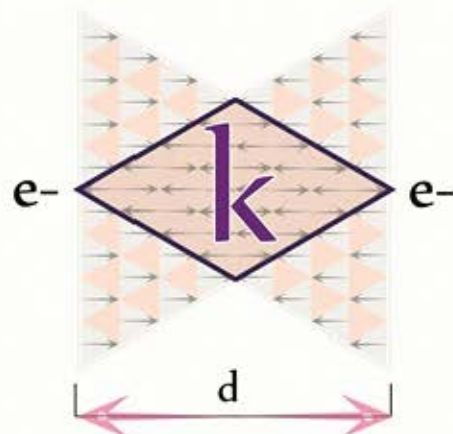
# The Fine Structure Constant

$$2\pi[QAM]_{.0012} = 0.007539822$$

Arnold Sommerfeld introduced the fine-structure constant in 1916 as a fundamental physical constant, namely the coupling constant characterizing the strength of the electromagnetic interaction.

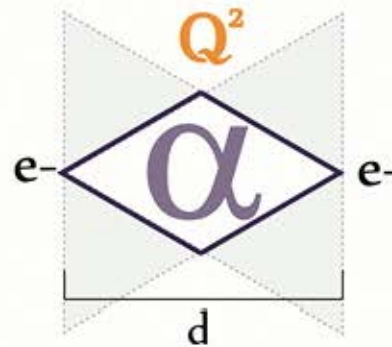
$$2\pi[QAM]_{.00119997}^{-1} = 132.6291192$$

In quantum electrodynamics,  $\alpha$  is the coupling constant determining the strength of the interaction between electrons and their exchange photons

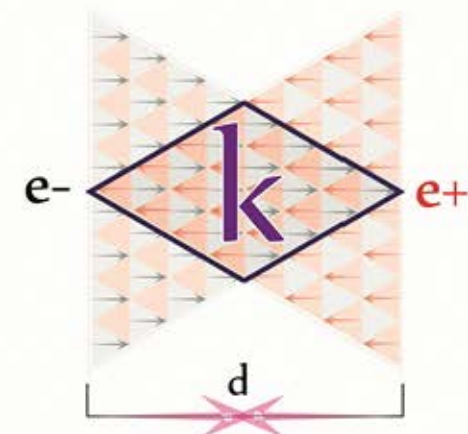


Similar Charges REPEL

$10^{-6}$   
weak force



1  
strong force

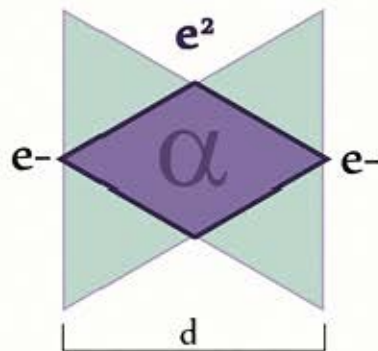


Opposite Charges ATTRACT

It is a dimensionless quantity that has a constant numerical value in all systems of units that is the direct result of its equilateral geometry.

$$\alpha = .007539822$$

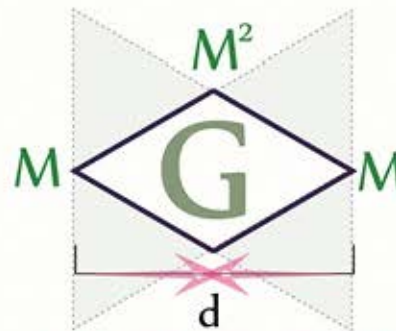
It can now be revealed to be a measure of the forces produced by, or contained in, the geometry of two superpositioned KEM [E<sup>2</sup>] field energies



the energy needed to overcome the electrostatic repulsion between two electrons separated by a distance of d

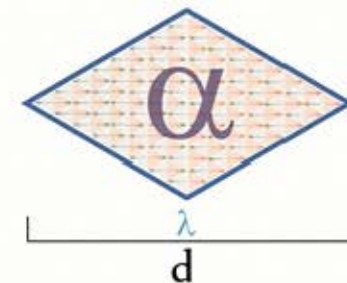
The alpha constant applies equally to the coupling of Electric and Gravitational superpositioned fields

$10^{-39}$   
gravity



Gravitational Matter is always ATTRACTIVE

$7.5e^{-3}$   
EM forces

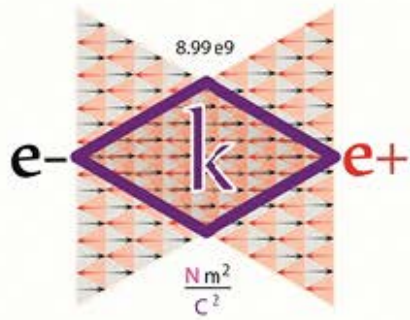


the energy of a single photon of wavelength  $\lambda$  that provides the energy momenta required to create a force between particles



# Coupling Constants

$$k \frac{Q_1 Q_2}{r^2} = F$$



$$\beta = \left[ \frac{v}{c} \right]$$

Linear force coupling constant

Coupling Constants are dimensionless numbers



$$\frac{m}{s} \cdot \frac{s}{m}$$

Coulomb's [k], the Fine structure constant [α] and Newton's [G] are all reflections of the same coupling constant geometries differing only by the strength of their respective superpositioned energy field densities



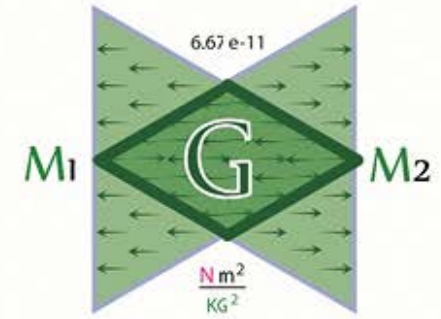
Coulomb's constant



Newton's constant



$$F = -G \frac{M_1 M_2}{r^2}$$

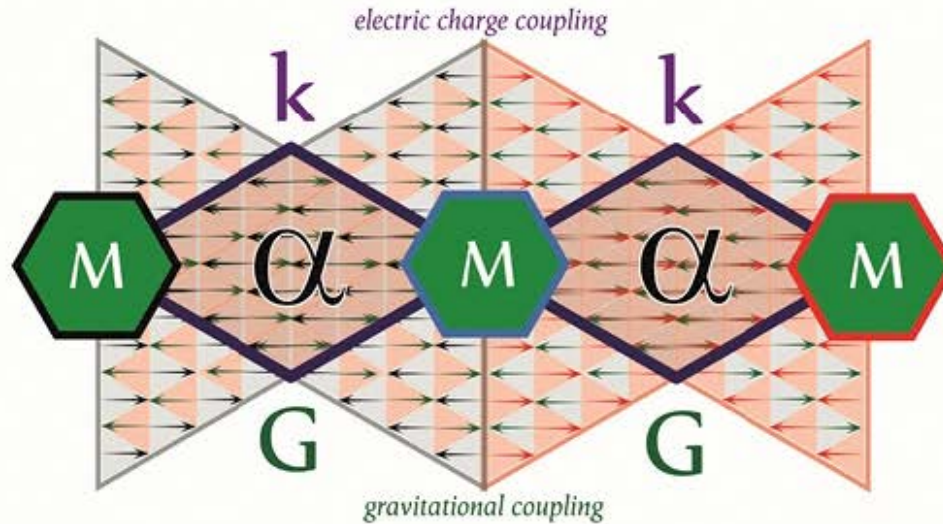


$$\beta^2 = \left[ \frac{v^2}{c^2} \right]$$

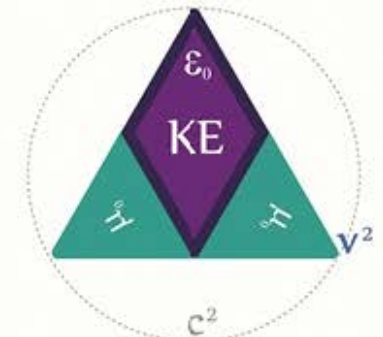
Scalar energy coupling constant

They are reflective of the linear & scalar forces produced by 2D mass-energies

In physics, a coupling constant is a number that determines the strength of an interaction for superpositioned Electrical or Gravitational fields between material objects



Usually the Lagrangian or the Hamiltonian of a system can be separated into a kinetic part and an interaction part. [For example, the electric charge of a particle is an Electrical coupling constant]



$$\frac{m^2 \cdot s^2}{s^2 \cdot m^2}$$

**Opposites  
ATTRACT**

# ElectroMagnetic Charge

[the universal coupling constant]

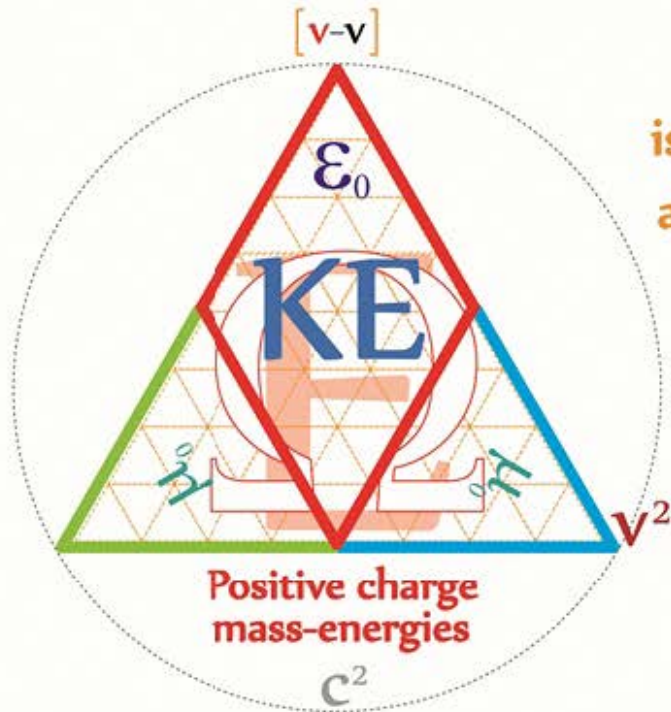
**Similar  
REPEL**

**1.33518 e-20 C**

**Q**

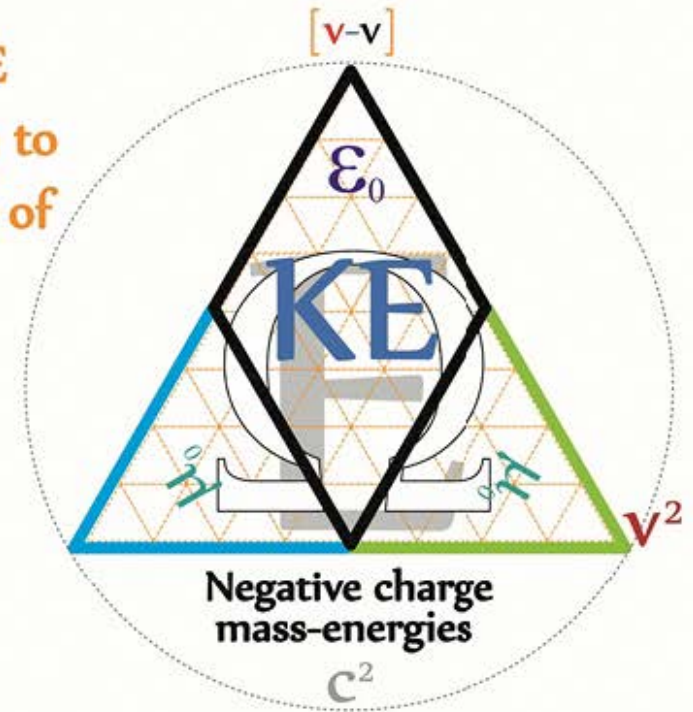
**1.33518 e-20 C**

Electric charge is a physical property of matter that causes it to experience a force when near other electrically charged matter.  
Electric charge comes in two types, called positive and negative



**ElectroMagnetic CHARGE**  
is the equilateral foundation to  
all the quantum geometries of  
mass-ENERGY-Matter

$$m \frac{\Omega}{c^2} v^2$$



**seconds**

Changing charge geometries are equivalent to TIME in relativity

**seconds**

The electric charge is a fundamental conserved property of all subatomic particles, which determines their electromagnetic interaction.  
The interaction between a moving charge and an electromagnetic field is the source of the electromagnetic force, which is one of the four fundamental forces

*The equilateral geometry of Planck energies creates CPT symmetries in physics, and provides the foundation for all Matter geometries and their fields of interaction*



# Einstein–Podolsky–Rosen paradox

was a thought experiment that attempted to challenge the Copenhagen interpretation of Quantum physics

Tetryonics provides a complete model of all Energy forms and Wave-Particle interactions, allowing a clear understanding of previously mysterious actions and processes in Quantum Mechanics

Showing that it is possible to know the both Position and Momenta of Particles and to model EM wave geometries and interactions in Quantum Physics

Boris Yakovlevich Podolsky



(1896–1966)

$$\Delta x$$

Albert Einstein



(14 March 1879 – 18 April 1955)

$$\Delta p$$

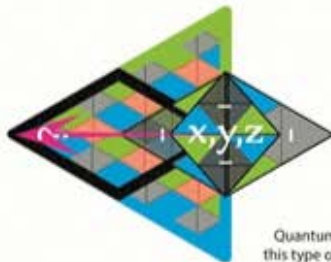
Nathan Rosen



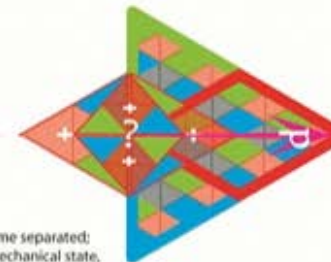
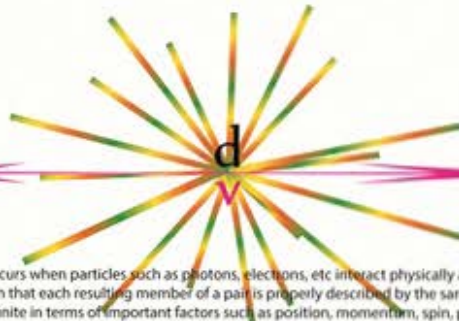
(March 22, 1909 – December 18, 1995)

The EPR experiment involved two systems that initially interact with each other and are then allowed to separate before being measured.

Measuring the Position of the Electron determines the Position of the Positron



Quantum entanglement occurs when particles such as photons, electrons, etc interact physically and then become separated; this type of interaction is such that each resulting member of a pair is properly described by the same quantum mechanical state, which is indefinite in terms of important factors such as position, momentum, spin, polarization, etc



Measuring the Momentum of the Positron determines the Momentum of the Electron

The EPR paper shows that measuring one feature of a entangled system, e.g., the momentum of one of the pair of particles, will reveal the same feature of the other particle - thus providing a mechanism for determining both the momentum and position of both particles simultaneously

Thus providing a theoretical indication that either the Uncertainty Principle was incorrect or that our understanding of Quantum Mechanics was incomplete

# Spooky interactions-at-a-distance & the transfer of information

Quantum entanglement is said to occur when particles such as photons, electrons, and other forms of EM mass-energies interact physically and then become separated; the type of interaction is such that each resulting member of a pair is properly described by the same quantum mechanical description (state), which is indefinite in terms of important factors such as position, momentum, spin, polarization, etc.

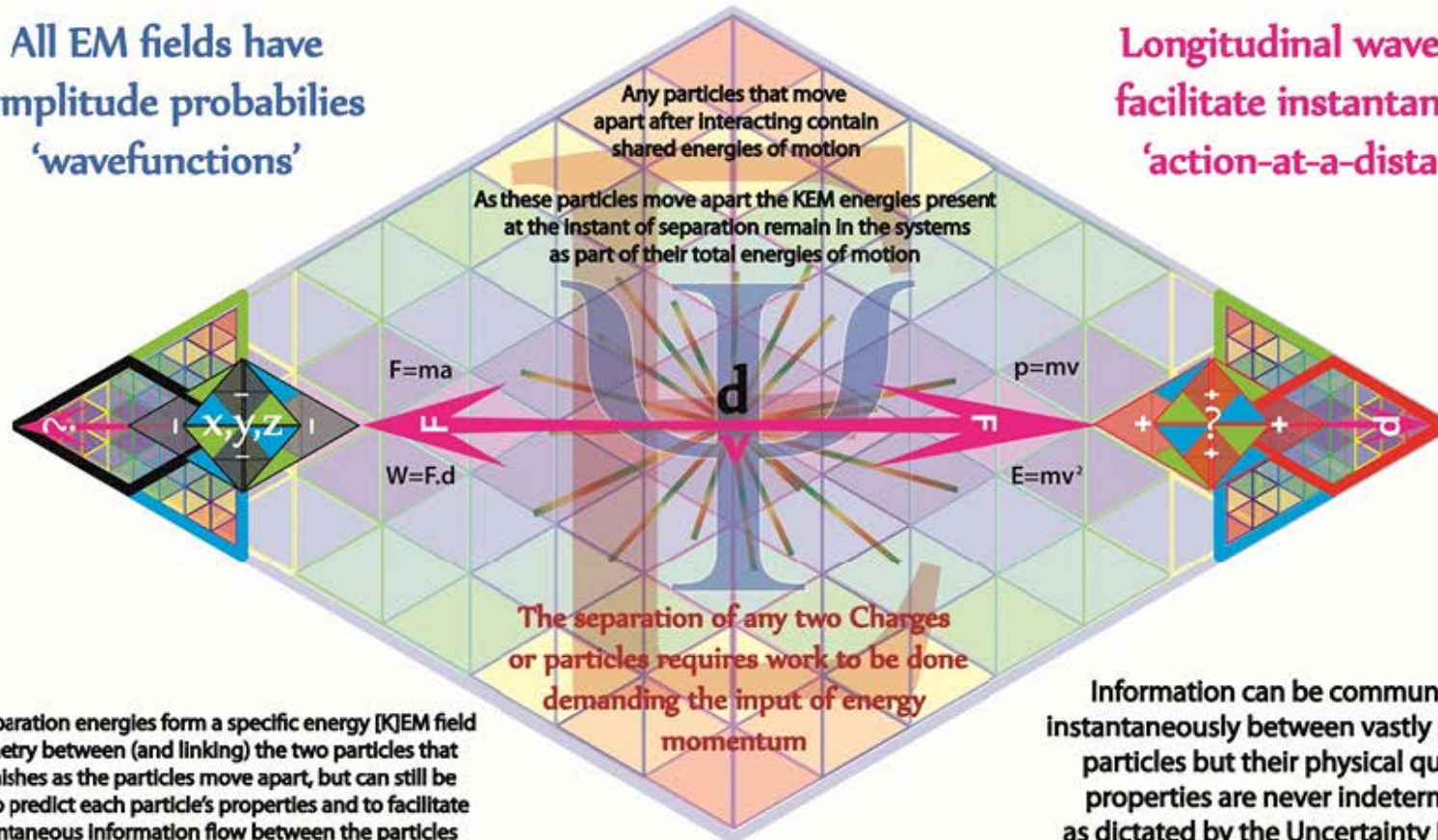
*Through the equilateral geomtry of Tetryonics the mass-energy-Matter of any system of particles can be modelled in order to reveal the true EM mechanics of their quantum interactions*

alice

bob

All EM fields have amplitude probabilities 'wavefunctions'

Longitudinal waves can facilitate instantaneous 'action-at-a-distance'



*When two entangled particles are separated using longitudinal energies, the energy momenta of separation provides a mechanism for the establishment and near-instantaneous communication of the physical wavefunction/properties of one particle to the other, irrespective of the spatial or temporal [space-time] separation of the two 'entangled' partner particles*



# Spectral line differentials

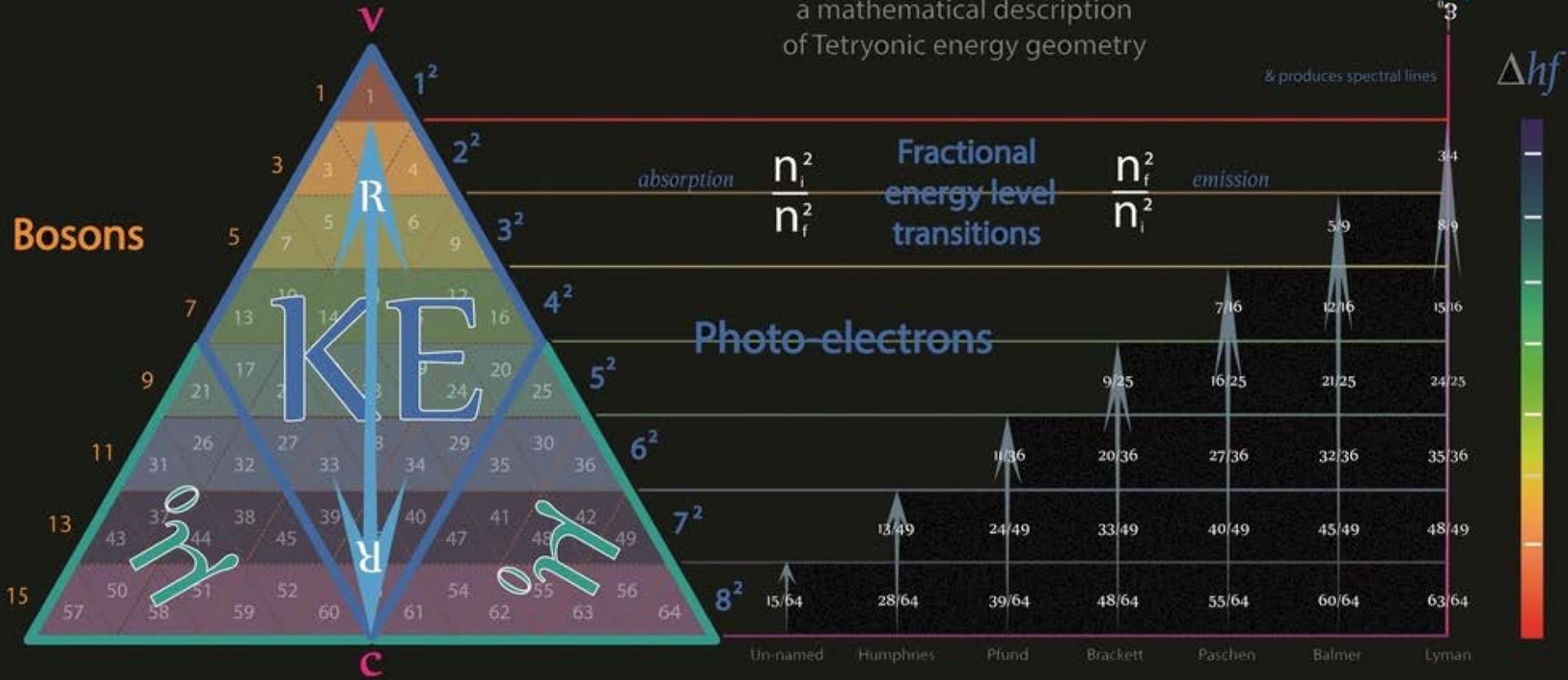
$$\Delta hv = \Delta Mv = \Delta p$$

changes to energy momenta

accelerate photo-electrons

$$\frac{1}{\lambda} = \frac{R_H}{hc} \left( \frac{1}{n_1^2} - \frac{1}{n_2^2} \right)$$

Ryberg's formula is a mathematical description of Tetryonic energy geometry



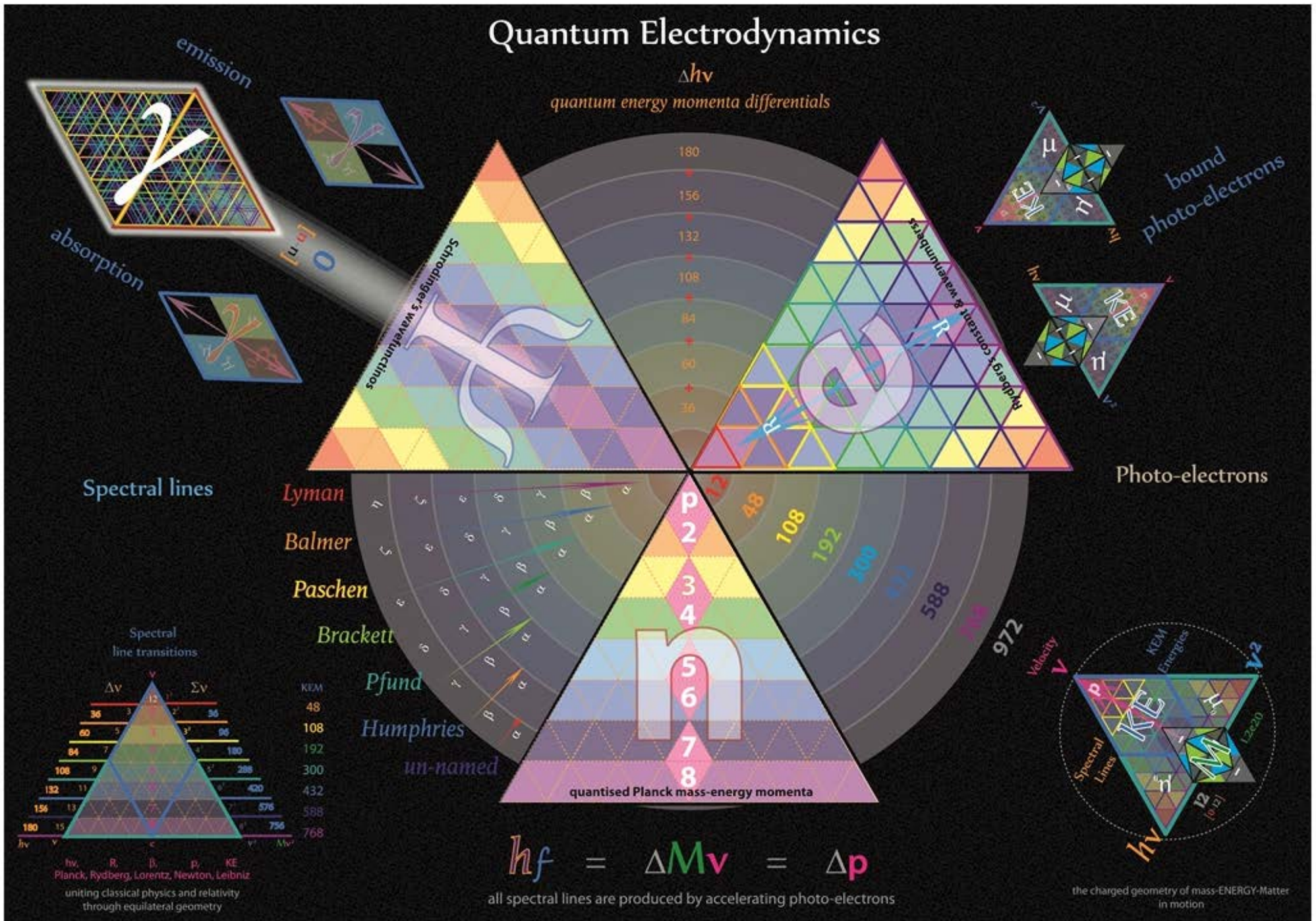
Ryberg's constant reflects the changing energy momentum of a transitioning electron

$$Mv^2 = KEM = hcR$$

All of the transitions of photo-electrons bound into a Hydrogen atom can be revealed in the fractional geometry of KEM field energies

**KEM field energies**

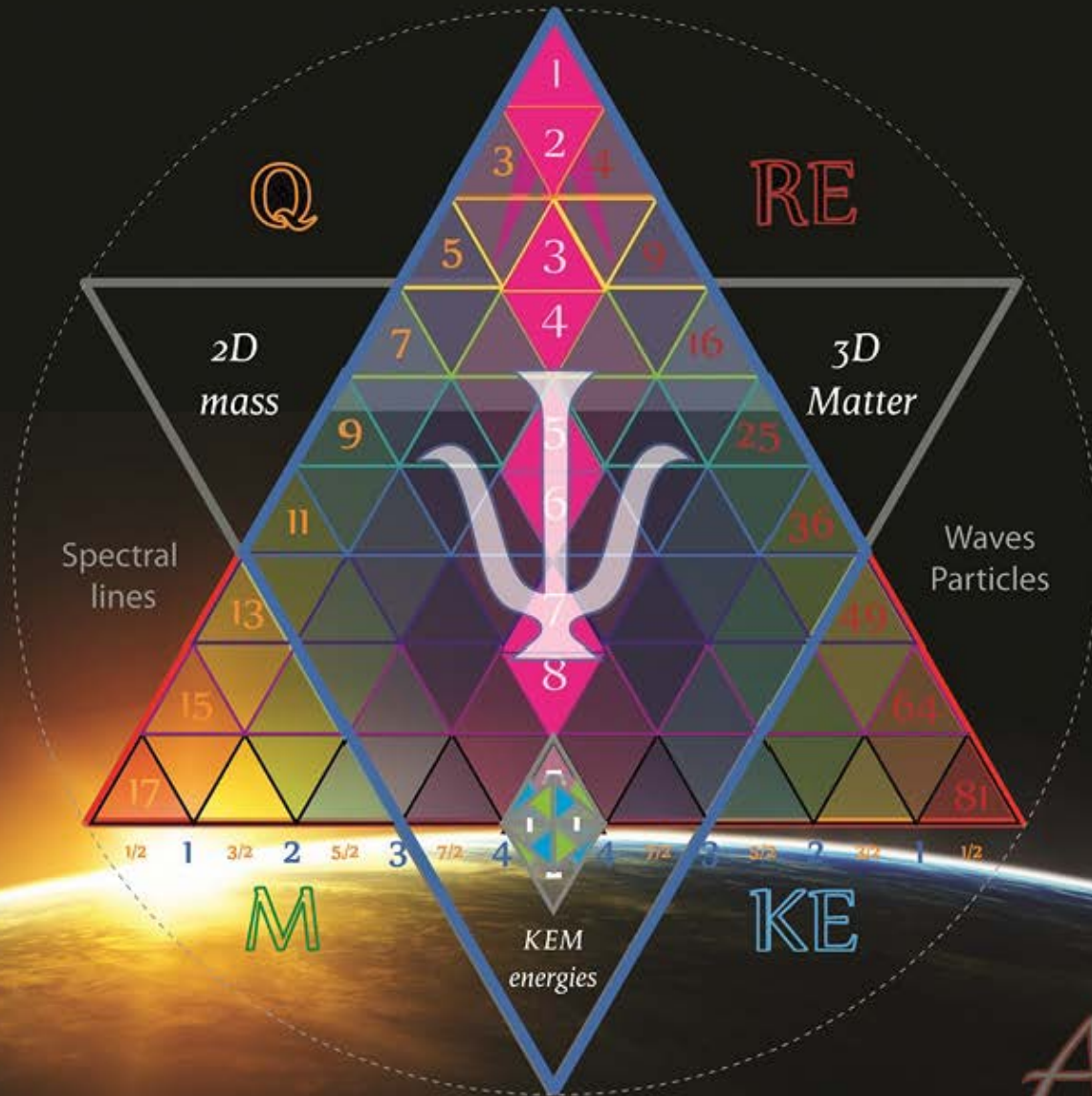






# Tetryonic Electrodynamics

The charged geometry of mass-ENERGY-Matter in motion



ISBN 978-0-987288-2-4  
[Second © Edition]

Abraham